

G11C

STATIC STORES (semiconductor memory devices [H10B](#))

Definition statement

This place covers:

Devices or arrangements for storage of digital or analogue information in which no relative movement takes place between an information storage element and a transducer; which incorporate a selecting-device for writing-in or reading-out the information into or from the store.

References

Limiting references

This place does not cover:

Semiconductor memory devices	H10B
------------------------------	----------------------

Application-oriented references

Examples of places where the subject matter of this place is covered when specially adapted, used for a particular purpose, or incorporated in a larger system:

Solid state disk drives	G06F 3/0679
Record carriers for machines	G06K 19/07

Informative references

Attention is drawn to the following places, which may be of interest for search:

Accessing or allocating memory in electronic computers	G06F 12/00
Information storage based on relative movement between record carrier and transducer	G11B
Pulse technique in general, e.g. electronic switches	H03K 17/00
Using a static store as a picture recording medium	H04N 5/907
Manufacturing processes	H10P , H10N 70/00

Special rules of classification

In this sub-class there exist three general main groups, [G11C 5/00](#), [G11C 7/00](#) and [G11C 8/00](#), which cover aspects such as power supply, reading and writing arrangements and addressing arrangements that are common to many if not all types of memories. There are further main groups which are dedicated to one or more specific types of memory cell technologies. Within these, there may be specific sub-groups for aspects such as power supply or addressing which parallel the general groups. The convention is that, where a document describes a specific aspect for a specific cell technology without indicating its use with other cell types, it should only be classified under the technology group. If it is described as applicable to two cell types then it should be classified under each cell type and in the general group. Thus, for example, a sense amplifier for a resistive RAM would be classified under [G11C 13/004](#), while a document applying the same sense amplifier to both ReRAM and flash memory would be further classified in [G11C 16/26](#) and [G11C 7/06](#).

[G11C 29/00](#) is a further general group covering the aspects of testing and repair of memory devices. There are no cell-type specific sub-groups for these aspects and thus they are only classified in this

place. However other aspects also covered in testing documents will be classified according to the rules of the previous paragraph.

Glossary of terms

In this place, the following terms or expressions are used with the meaning indicated:

2D/3D	two/three dimensional
Storage element	an element which can hold at least one item of information and is provided with means for writing-in or reading-out this information
Memory	a device, including storage elements, which can hold information to be extracted when desired.

Synonyms and Keywords

In patent documents, the following abbreviations are often used:

ATD	Address transition detection
RAM	Random Access Memory
DRAM	Dynamic RAM
FRAM, FeRAM	Ferro-electric RAM
MRAM	Magnetic RAM
NVRAM	Nonvolatile RAM
PCRAM, PRAM	Phase-change RAM
RRAM, ReRAM	Resistive RAM
SRAM	Static RAM
ROM	Read-only Memory
PROM	Programmable ROM
EPROM	Erasable PROM
EEPROM, E2PROM	Electrically-erasable PROM
EAROM	Electrically-alterable ROM

G11C 5/00

Details of stores covered by group [G11C 11/00](#)

Definition statement

This place covers:

Details of arrangements providing supporting functions for semiconductor memory devices, concerning protection against loss of information, memory layout and stacking, signal line and power line interconnection, memory modules and their electrical interconnections, and power supplies including backup supplies, as well as charge pumps, voltage and current reference generators as well as circuits for stabilization of voltages and currents, which are common to all semiconductor memories types covered by subclass [G11C](#), as detailed in main groups [G11C 13/00](#), [G11C 14/00](#), [G11C 16/00](#), [G11C 17/00](#), [G11C 19/00](#), [G11C 21/00](#), [G11C 23/00](#), [G11C 25/00](#), [G11C 27/00](#) as well as [G11C 11/00](#).

Relationships with other classification places

This group covers the above mentioned aspects only when they are concerned with a semiconductor memory.

Furthermore, in the case where any of the above mentioned aspects are adapted to be used with a semiconductor memory of a specific type, such aspects should be classified in the relevant group covering that specific type of semiconductor device, as long as such a specific group is present.

References

Application-oriented references

Examples of places where the subject matter of this place is covered when specially adapted, used for a particular purpose, or incorporated in a larger system:

Protection means for ferromagnetic memories	G11C 11/1695
Power supply arrangements for ferromagnetic memories	G11C 11/1697
Protection means for ferroelectric memories	G11C 11/2295
Power supply arrangements for ferroelectric memories	G11C 11/2297
Means for protection concerning static memory cells (SRAM)	G11C 11/4125

Informative references

Attention is drawn to the following places, which may be of interest for search:

Systems for regulating electric or magnetic variables	G05F
Electric power networks; Circuit arrangements or systems for supplying or distributing electric power; Systems for storing electric energy	H02J
Apparatus for conversion between AC and AC, between AC and DC or between DC and DC, and for use with mains or similar power supply systems	H02M
Mechanical aspects of memory modules, supports and cards	H05K 5/02 , H10W 90/00
Geometrical lay-out of the components in integrated circuits not concerned with semiconductor memories	H10D 89/10
Circuit means for protection against loss of information in general having no connection to semiconductor memories	H10P 34/00 , G06F 11/00

Special rules of classification

If documents are clearly restricted to one specific cell type or memory technology they should not be classified here but in the group of said cell technology, unless there is no group for that cell technology. If documents mention applications to different types of cells then they can be classified here.

G11C 5/005

{Circuit means for protection against loss of information of semiconductor storage devices}

References**Informative references**

Attention is drawn to the following places, which may be of interest for search:

Error detection, monitoring	G06F 11/00
Manufacturing semi-conductor by using bombardment with radiation	H10P 34/00

G11C 5/025

{Geometric lay-out considerations of storage- and peripheral-blocks in a semiconductor storage device (geometrical lay-out of the components in integrated circuits, geometrical lay-out of the components in integrated circuits [H10D 89/10](#))}

Definition statement

This place covers:

Geometrical layout considerations of the internal components of a memory device.

References**Limiting references**

This place does not cover:

Geometrical lay-out of the components in integrated circuits	H10D 89/10
--	----------------------------

Special rules of classification

Layout considerations on a printed circuit board are covered by [H05K 1/18](#).

G11C 5/04

Supports for storage elements {, e.g. memory modules}; Mounting or fixing of storage elements on such supports

Definition statement

This place covers:

Electrical aspects of memory modules such as e.g. SIMM, DIMM or flash memories.

G11C 5/14

Power supply arrangements {, e.g. power down, chip selection or deselection, layout of wirings or power grids, or multiple supply levels}

References**Informative references**

Attention is drawn to the following places, which may be of interest for search:

Systems for regulating electric or magnetic variables	G05F
Electric power networks; Circuit arrangements or systems for supplying or distributing electric power; Systems for storing electric energy	H02J
Apparatus for conversion between AC and AC, between AC and DC or DC and DC	H02M

G11C 5/141

{Battery and back-up supplies}

References**Informative references**

Attention is drawn to the following places, which may be of interest for search:

Back-up supplies per se	H02J 9/061
-------------------------	----------------------------

G11C 5/142

{Contactless power supplies, e.g. RF, induction, or IR}

References**Informative references**

Attention is drawn to the following places, which may be of interest for search:

Circuit arrangements for transfer of electric power between AC network and DC networks	H02J 4/25
--	---------------------------

G11C 5/143

{Detection of memory cassette insertion or removal; Continuity checks of supply or ground lines; Detection of supply variations, interruptions or levels ([G11C 5/148](#) takes precedence); Switching between alternative supplies ([G11C 5/141](#) takes precedence)}

Definition statement

This place covers:

Covering the detection of change in supply voltage, on the voltage or the ground side, in general.

References

Limiting references

This place does not cover:

Battery and back-up supplies	G11C 5/141
Details of power up or power down circuits, standby circuits or recovery circuits	G11C 5/148

Informative references

Attention is drawn to the following places, which may be of interest for search:

Testing of electric apparatus, lines or components, for short-circuits, discontinuities, leakage	G01R 31/50
Back-up supplies per se	H02J 9/061

G11C 5/144

{Detection of predetermined disconnection or reduction of power supply, e.g. power down or power standby}

Definition statement

This place covers:

Voluntary power down or standby arrangements.

G11C 5/145

{Applications of charge pumps; Boosted voltage circuits; Clamp circuits therefor ([G11C 5/141](#) takes precedence)}

References

Limiting references

This place does not cover:

Battery and back-up supplies	G11C 5/141
------------------------------	----------------------------

Informative references

Attention is drawn to the following places, which may be of interest for search:

Charge pumps per se	H02M 3/07
For logic circuits or inverting circuits	H03K 19/00

G11C 5/146**{Substrate bias generators ([G11C 5/141](#) takes precedence)}****References****Limiting references***This place does not cover:*

Battery and back-up supplies	G11C 5/141
------------------------------	----------------------------

Informative references*Attention is drawn to the following places, which may be of interest for search:*

Substrate bias-voltage generators	G05F 3/205
-----------------------------------	----------------------------

G11C 5/147**{Voltage reference generators, voltage or current regulators; Internally lowered supply levels; Compensation for voltage drops ([G11C 5/141](#) takes precedence)}****References****Limiting references***This place does not cover:*

Battery and back-up supplies	G11C 5/141
------------------------------	----------------------------

Informative references*Attention is drawn to the following places, which may be of interest for search:*

Regulating voltage or current wherein the variable actually regulated by the final control device as a function of the requirements of the load, temperature, specific voltage/current characteristic	G05F 1/462
Regulating voltage or current using diode-transistor combinations wherein the transistors are of the field-effect type only	G05F 3/24

G11C 5/148**{Details of power up or power down circuits, standby circuits or recovery circuits}****Definition statement***This place covers:*

Covering the characteristics of the power up and power down circuits, the standby circuits and recovery circuits.

G11C 7/00

Arrangements for writing information into, or reading information out from, a digital store ([G11C 5/00](#) takes precedence; auxiliary circuits for stores using semiconductor devices [G11C 11/4063](#), [G11C 11/413](#))

Definition statement

This place covers:

All aspects of reading and writing of data to an address memory cell in general except the addressing of the cell. The addressing and row circuitry is covered in [G11C 8/00](#). [G11C 7/00](#) is more about column and input/output circuitry "In general" means that technology or cell specific documents are not covered here but in their respective groups.

References

Limiting references

This place does not cover:

Details of stores	G11C 5/00
Auxiliary circuits for stores using semiconductor devices	G11C 11/4063 , G11C 11/413

Application-oriented references

Examples of places where the subject matter of this place is covered when specially adapted, used for a particular purpose, or incorporated in a larger system:

Reading and writing arrangements for specific cell types	G11C 17/00
--	----------------------------

References out of a residual place

Examples of places in relation to which this place is residual:

Early solid state music players	G11C 7/16
---------------------------------	---------------------------

Informative references

Attention is drawn to the following places, which may be of interest for search:

Auxiliary circuits, e.g. for addressing, decoding, driving, writing, sensing or timing	G11C 11/4063
Auxiliary circuits, e.g. for addressing, decoding, driving, writing, sensing, timing, power reduction	G11C 11/413
Calibration	G11C 29/00
Higher level memory space management, free space management, garbage collection, cache memories	G06F 12/00
External data synchronisation during read or write	G06F 13/16
Security aspects, encryption	G06F 2211/007
Amplifiers in general	H03F
Basic logic circuits, latches and flip-flops	H03K
Delays	H03K 5/00

PLL, DLL circuits per se	H03L
Synchronisation	H04L 7/00

Special rules of classification

If documents are clearly restricted to one specific cell type or memory technology they should not be classified here but in the group of said cell technology, unless there is no group for that cell technology. If documents mention applications to different types of cells then they can be classified here.

G11C 7/02

with means for avoiding parasitic signals

References

Informative references

Attention is drawn to the following places, which may be of interest for search:

Bit lines or layout aspects	G11C 5/025 , G11C 7/12 , G11C 7/18
Power supply arrangements	G11C 5/14

G11C 7/04

with means for avoiding disturbances due to temperature effects

Special rules of classification

If refresh is concerned [G11C 11/406](#) takes precedence.

G11C 7/06

Sense amplifiers; Associated circuits {, e.g. timing or triggering circuits}

References

Informative references

Attention is drawn to the following places, which may be of interest for search:

Amplifiers per se	H03F , H03K
-------------------	---

G11C 7/062

{Differential amplifiers of non-latching type, e.g. comparators, long-tailed pairs}

Definition statement

This place covers:

Most of the current sense amplifiers (current mirrors based) and most of the multi stage sense amplifiers.

G11C 7/08

Control thereof

Special rules of classification

This is a recent group and most of the material about the control of sense amplifiers in general and about sense amplifier drivers is in [G11C 7/06](#).

G11C 7/10

Input/output [I/O] data interface arrangements, e.g. I/O data control circuits, I/O data buffers

Definition statement

This place covers:

Input/output (I/O) data interface arrangements.

Covers all the synchronous memory data interfaces (Synclink, SDR, DDR, Rambus).

References

Informative references

Attention is drawn to the following places, which may be of interest for search:

Level conversion circuits in general	H03K 19/0175
--------------------------------------	------------------------------

Special rules of classification

Serial interfaces (IC2, SPI, single wire) when applied to memories are mainly classified in [G11C 5/066](#). Buses with Ring topologies (daisy chain or peer-to-peer buses) for memories are also covered in [G11C 7/10](#), [G11C 7/1051](#) and [G11C 7/1078](#). Documents where the memory controller is the main aspect are in the [G06F 13/16](#) groups. Data buses and bus protocols in general are in [G06F 13/00](#).

G11C 7/1006

{Data managing, e.g. manipulating data before writing or reading out, data bus switches or control circuits therefor}

Definition statement

This place covers:

In particular:

- Data masking;
- Memories incorporating some form of processing capability from logic function and simple ALUs to memories embedded with a CPU (cache memories are in [G06F 12/0802](#));
- "Sophisticated" data routing, reordering (X-bars).

It also contains sometimes memories with ECC circuits. However these should be searched and classified in [G06F 11/1044](#).

G11C 7/1039

{using pipelining techniques, i.e. using latches between functional memory parts, e.g. row/column decoders, I/O buffers, sense amplifiers}

Definition statement

This place covers:

The pipelining in clock synchronous and wave pipelining in clockless (asynchronous) memories.

References**Informative references**

Attention is drawn to the following places, which may be of interest for search:

Power supply arrangements for memories with random access ports synchronised on clock signal pulse trains	G11C 7/1072
---	-----------------------------

G11C 7/1042

{using interleaving techniques, i.e. read-write of one part of the memory while preparing another part}

Special rules of classification

"Interleaving" when referring to a bit line layout is classified in [G11C 7/18](#).

G11C 7/1045

{Read-write mode select circuits}

Definition statement

This place covers:

Mode setting registers and bonding pads.

References**Informative references**

Attention is drawn to the following places, which may be of interest for search:

Redundancy; Test mode entry	G11C 29/00
-----------------------------	----------------------------

G11C 7/1048

{Data bus control circuits, e.g. precharging, presetting, equalising}

Special rules of classification

Also some on die termination (ODT) documents which are unfortunately spread over three groups [G11C 7/1048](#), [G11C 7/1051](#) and [G11C 5/06](#), where they are now classified.

G11C 7/1051

{Data output circuits, e.g. read-out amplifiers, data output buffers, data output registers, data output level conversion circuits}

Definition statement

This place covers:

Together with [G11C 7/1078](#), most of the synchronous interfaces documents.

G11C 7/1069

{I/O lines read out arrangements}

References

Informative references

Attention is drawn to the following places, which may be of interest for search:

Sense amplifiers; Associated circuits	G11C 7/06
---------------------------------------	---------------------------

G11C 7/1072

{for memories with random access ports synchronised on clock signal pulse trains, e.g. synchronous memories, self timed memories}

Definition statement

This place covers:

Many early SDRAMs but became rapidly obsolete as most dynamic memories are now synchronous.

G11C 7/1075

{for multiport memories each having random access ports and serial ports, e.g. video RAM}

References

Informative references

Attention is drawn to the following places, which may be of interest for search:

Multiport cells	G11C 8/16
-----------------	---------------------------

G11C 7/1078

{Data input circuits, e.g. write amplifiers, data input buffers, data input registers, data input level conversion circuits}

Definition statement

This place covers:

Together with [G11C 7/1051](#), most of the synchronous interfaces documents.

G11C 7/16

Storage of analogue signals in digital stores using an arrangement comprising analogue/digital [A/D] converters, digital memories and digital/analogue [D/A] converters

Definition statement

This place covers:

Also many early solid state music players and early solid state memory cards (e.g. Compact Flash, SDcard). These should not be classified here but in [G11B](#), [G06F](#) and [G06K](#).

G11C 7/22

Read-write [R-W] timing or clocking circuits; Read-write [R-W] control signal generators or management

Definition statement

This place covers:

- All the clock generating circuits (PLL, DLL, delay lines, oscillators),
- Overall control of memory operation (delay chains, state machines...) and memory operation mode/state, and
- Control aspects of specific parts of the memory which are not covered in other [G11C 5/00](#), [G11C 7/00](#) and [G11C 8/00](#) groups.

Glossary of terms

In this place, the following terms or expressions are used with the meaning indicated:

Dummy cell	cell that is not used for storage but to provide a reference voltage or current during sensing
Embedded	memories which are designed to be incorporated on the same die as a microcontroller/processor usually in ASICs or System on a Chip circuits - not cache memories
Burst	Read or Write cycle during which a series of 2, 4, 8 or more external data are sequentially input to or output from the memory device
Precharge	to prepare the memory for a subsequent read operation (or a write operation) by charging bit lines and/or word lines to a certain voltage

Synonyms and Keywords

In patent documents, the following abbreviations are often used:

DPD	Deep Power Down
DLL	Delay locked loop
EDO	extended data output
I/O	Input/Output
LCD	Liquid Crystal Display
ODT	On Die Termination
PLL	Phase locked loop

SA	Sense Amplifier
----	-----------------

In patent documents, the following words/expressions are often used as synonyms:

- "Bit line", "digit line" and "signal line"
- "I/O line" and "data line"
- "Reference cell" and "dummy cell".

G11C 8/00

Arrangements for selecting an address in a digital store (for stores using transistors [G11C 11/407](#), [G11C 11/413](#))

Definition statement

This place covers:

Circuitry used for decoding a memory address selecting a row line, a bank, a block or a range of memory cells in a semiconductor memory device.

References

Limiting references

This place does not cover:

For memory cells of the field-effect type	G11C 11/407
Auxiliary circuits, e.g. for addressing, decoding, driving, writing, sensing, timing, power reduction	G11C 11/413

Application-oriented references

Examples of places where the subject matter of this place is covered when specially adapted, used for a particular purpose, or incorporated in a larger system:

Contact or connection structure for RAS/CAS addressing pins/lines	G11C 5/066
Circuits selecting Bit lines or data latches (I/O, input-output)	G11C 7/10
Multiport memory using "single port cells", i.e. where the multiport ability is created e.g. in the I/O circuitry.	G11C 7/1075
Particular aspects concerning addressing MRAM (ferromagnetic) devices	G11C 11/1653
Particular aspects concerning addressing FRAM (ferroelectric) devices	G11C 11/2253
Particular aspects concerning addressing DRAM (dynamic RAM) devices	G11C 11/408
Particular aspects concerning addressing memory devices having resistive memory elements	G11C 13/0023
Particular aspects concerning addressing circuits of EPROM, EAROM, EEPROM devices or other devices having charge storing memory elements	G11C 16/08

Informative references

Attention is drawn to the following places, which may be of interest for search:

Shift registers in general, FIFO, LIFO	G11C 19/08 , G06F 5/06
--	--

Addressing schemes, architectures or methods, e.g. virtual addressing or multidimensional addressing	G06F 12/00
Address mapping	G06F 12/02
Switching or gating circuits for general use	H03K 17/00
Encoding or decoding method per se	H03M 7/00

Special rules of classification

If documents are clearly restricted to one specific cell type or memory technology they should not be classified here but in the group of said cell technology, unless there is no group for that cell technology. If documents mention applications to different types of cells then they can be classified here.

G11C 8/04

using a sequential addressing device, e.g. shift register, counter

References

Informative references

Attention is drawn to the following places, which may be of interest for search:

Using first in first out [FIFO] registers for changing speed of digital data flow	G06F 5/06
Using last in first out [LIFO] registers for processing digital data by operating upon their order	G06F 7/00
Addressing within memory systems with multidimensional access, e.g. row/column, matrix	G06F 12/0207

G11C 8/06

Address interface arrangements, e.g. address buffers

References

Informative references

Attention is drawn to the following places, which may be of interest for search:

Level conversion circuits in general	H03K 19/0175
--------------------------------------	------------------------------

G11C 8/08

Word line control circuits, e.g. drivers, boosters, pull-up circuits, pull-down circuits, precharging circuits, for word lines

Definition statement

This place covers:

Circuitries that have an electrical effect on the rows or word lines. e.g. applying a voltage or a potential to the word line or row.

G11C 8/10

Decoders

Definition statement

This place covers:

Decoders, circuitry which processes the address information to make a single or plural selection of word line or row line possible. However, these decoder circuits are usually not used for the electrical activation of the row or word line. This is the task of the word line control circuits.

References

Limiting references

This place does not cover:

Address mapping per se	G06F 12/02
------------------------	----------------------------

G11C 8/14

Word line organisation; Word line lay-out

Definition statement

This place covers:

In particular, global and local word line structure.

G11C 8/16

Multiple access memory array, e.g. addressing one storage element via at least two independent addressing line groups

Definition statement

This place covers:

Only documents describing memories where each storage cell on its own has two or more ports.

References

Informative references

Attention is drawn to the following places, which may be of interest for search:

Multiport memories in general	G11C 7/1075
-------------------------------	-----------------------------

G11C 8/18

Address timing or clocking circuits; Address control signal generation or management, e.g. for row address strobe [RAS] or column address strobe [CAS] signals

References

Informative references

Attention is drawn to the following places, which may be of interest for search:

Physical realization of a corresponding interface	G11C 5/066
---	----------------------------

Synonyms and Keywords

In patent documents, the following words/expressions are often used as synonyms:

- "row" and "word line"

G11C 11/00

Digital stores characterised by the use of particular electric or magnetic storage elements; Storage elements therefor ([G11C 14/00](#) - [G11C 21/00](#) take precedence)

Definition statement

This place covers:

- DRAM [Dynamic RAM], see [G11C 11/401](#) - [G11C 11/4099](#)
- FRAM, FeRAM [Ferro-electric RAM] see [G11C 11/22](#)
- MRAM [Magnetic RAM] see [G11C 11/14](#) - [G11C 11/16](#)
- SRAM [Static RAM] see [G11C 11/41](#) - [G11C 11/419](#)
- Multi-level storage, using storage elements with more than two stable states represented by steps, e.g. of voltage, current, phase, frequency, see [G11C 11/56](#).

References

Limiting references

This place does not cover:

Digital stores characterised by arrangements of cells having volatile and non-volatile storage properties for back-up when the power is down	G11C 14/00
Digital stores in which information comprising one or more characteristic parts is written into the store and in which information is read-out by searching for one or more of these characteristic parts, i.e. associative or content-addressed stores	G11C 15/00
EPROM (Erasable PROM) EEPROM, E2PROM (Electrically-erasable PROM) EAROM (Electrically-alterable ROM) Flash memory	G11C 16/00 - G11C 16/349
Erasable programmable read-only memories	G11C 16/00
Read-only memories programmable only once; Semi-permanent stores, e.g. manually-replaceable information cards	G11C 17/00
ROM (Read-only Memory)	G11C 17/02 - G11C 17/126

PROM (Programmable ROM)	G11C 17/14 - G11C 17/18
Digital stores in which the information is moved stepwise, e.g. shift register	G11C 19/00
Digital stores in which the information circulates	G11C 21/00

Informative references

Attention is drawn to the following places, which may be of interest for search:

General aspects of power supplies, charge pumps, voltage references and battery backup.	G11C 5/00
NVRAM [Nonvolatile RAM] battery backed up RAM	G11C 5/141
General aspects of input/output selection, read and write circuitry.	G11C 7/00
General aspects of address decoding and word line selection.	G11C 8/00
RRAM, ReRAM [Resistive RAM]	G11C 13/0002 - G11C 13/0097
PCRAM, PRAM [Phase-change RAM]	G11C 13/0004
General aspects of testing.	G11C 29/00
General aspects of redundancy management.	G11C 29/70
Sensors	G01R 33/00

Special rules of classification

[G11C 11/56](#) takes precedence over sub-groups [G11C 11/02](#) - [G11C 11/54](#).

The sub-group classification [G11C 11/34](#) is not to be assigned as there exist more specific places for different cell types.

Glossary of terms

In this place, the following terms or expressions are used with the meaning indicated:

2D	two dimensional
----	-----------------

Synonyms and Keywords

In patent documents, the following abbreviations are often used:

AFM	Antiferromagnetic
CPP	Current Perpendicular to Plane
FeFET	Ferro-electric Field Effect Transistor
FM	Ferromagnetic
GMR	Giant Magnetic Resistive
MTJ	Magnetic Tunnel Junction
SAF	Synthetic Antiferromagnetic

G11C 11/005

{comprising combined but independently operative RAM-ROM, RAM-PROM, RAM-EPROM cells}

Definition statement

This place covers:

Memories having two distinct arrays of memory elements, one with volatile memory elements and another one with non-volatile memory elements, the latter functioning as a backup memory for the volatile part of the memory.

References

Informative references

Attention is drawn to the following places, which may be of interest for search:

Memories having two types of memory cells or memory elements merged to each other or otherwise combined in the same memory array	G11C 14/00
--	----------------------------

G11C 11/02

using magnetic elements

References

Informative references

Attention is drawn to the following places, which may be of interest for search:

Multibit magnetic storage elements	G11C 11/5607
Measurement of magnetic variables	G01R 33/00
Pulse generators, static switches, logic circuits with such elements	H03K 3/45 , H03K 17/80 , H03K 19/16
Counters with magnetic elements	H03K 23/76

G11C 11/04

using storage elements having cylindrical form, e.g. rod, wire ([G11C 11/12](#), [G11C 11/14](#) take precedence)

References

Informative references

Attention is drawn to the following places, which may be of interest for search:

Multi-aperture structures or multi-magnetic closed circuits, each aperture storing a "bit"	G11C 11/06085
--	-------------------------------

G11C 11/06

using single-aperture storage elements, e.g. ring core; using multi-aperture plates in which each individual aperture forms a storage element

Definition statement

This place covers:

Also the (now obsolete) magnetic-core memories.

G11C 11/08

using multi-aperture storage elements, e.g. using transfluxors; using plates incorporating several individual multi-aperture storage elements ([G11C 11/10](#) takes precedence)

References**Limiting references**

This place does not cover:

Using multi-axial storage elements	G11C 11/10
------------------------------------	----------------------------

Informative references

Attention is drawn to the following places, which may be of interest for search:

Using single-aperture storage elements; using multi-aperture plates in which each individual aperture forms a storage element	G11C 11/06
---	----------------------------

G11C 11/14

using thin-film elements

Definition statement

This place covers:

Memories using a single magnetic layer.

Memories using domain wall displacement in a shift register like manner, see also [G11C 19/0833](#).

References**Informative references**

Attention is drawn to the following places, which may be of interest for search:

Magnetic thin film layers per se	H01F 10/00
Manufacturing of a magnetic memory	H10N 50/00 , H10B 61/00

G11C 11/15

using multiple magnetic layers ([G11C 11/155](#) takes precedence)

Definition statement

This place covers:

Memories using multiple magnetic layers not using any spin effect.

References**Limiting references**

This place does not cover:

With cylindrical configuration	G11C 11/155
--------------------------------	-----------------------------

G11C 11/16

using elements in which the storage effect is based on magnetic spin effect

Definition statement

This place covers:

Memories using magnetic spin effect, i.e. where the memory elements have magnetic tunnel junctions.

References**Informative references**

Attention is drawn to the following places, which may be of interest for search:

Sensors using magnetoresistance multilayer structures	G01R 33/093
Thin layer magnetic read heads for magnetic discs	G11B 5/31
Composition of ferromagnetic material	H01F 1/00
Spin-exchange coupled multilayers per se	H01F 10/32
Non-reciprocal magnetic elements in waveguides	H01P
Gyrators	H03H 7/002
Memory structures; Manufacturing of magnetic memory	H10B 61/00

G11C 11/165

{Auxiliary circuits}

Definition statement

This place covers:

Auxiliary circuitry for MRAM elements.

References**Informative references**

Attention is drawn to the following places, which may be of interest for search:

Details of stores	G11C 5/00
-------------------	---------------------------

Arrangements for writing information into, or reading information out from, a digital store	G11C 7/00
Arrangements for selecting an address in a digital store	G11C 8/00

G11C 11/1653

{Address circuits or decoders}

References

Informative references

Attention is drawn to the following places, which may be of interest for search:

Arrangements for selecting an address in a digital store	G11C 8/00
--	---------------------------

G11C 11/1655

{Bit-line or column circuits}

References

Informative references

Attention is drawn to the following places, which may be of interest for search:

Bit line control circuits, e.g. drivers, boosters, pull-up circuits, pull-down circuits, precharging circuits, equalising circuits, for bit lines	G11C 7/12
Bit line organisation; Bit line lay-out	G11C 7/18

G11C 11/1657

{Word-line or row circuits}

References

Informative references

Attention is drawn to the following places, which may be of interest for search:

Word line control circuits	G11C 8/08
Word line organisation; Word line lay-out	G11C 8/14

G11C 11/1659

{Cell access}

Definition statement

This place covers:

MRAM specific details of selecting a memory element, e.g. select transistors, diodes or mere word line or bit line selection voltages.

G11C 11/1673**{Reading or sensing circuits or methods}****References****Informative references***Attention is drawn to the following places, which may be of interest for search:*

Sense amplifiers; Associated circuits	G11C 7/06
Data output circuits, e.g. read-out amplifiers, data output buffers, data output registers, data output level conversion circuits	G11C 7/1051

G11C 11/1675**{Writing or programming circuits or methods}****References****Informative references***Attention is drawn to the following places, which may be of interest for search:*

Data input circuits, e.g. write amplifiers, data input buffers, data input registers, data input level conversion circuits	G11C 7/1078
--	-----------------------------

G11C 11/1677**{Verifying circuits or methods}****Definition statement***This place covers:*

Details of checking written data in MRAM elements.

G11C 11/1693**{Timing circuits or methods}****References****Informative references***Attention is drawn to the following places, which may be of interest for search:*

Read-write (R-W) timing or clocking circuits; Read-write (R-W) control signal generators or management	G11C 7/22
Address timing or clocking circuits; Address control signal generation or management, e.g. for row address strobe (RAS) or column address strobe (CAS) signals	G11C 8/18

G11C 11/1695**{Protection circuits or methods}****References****Informative references***Attention is drawn to the following places, which may be of interest for search:*

Memory cell safety or protection circuits, e.g. arrangements for preventing inadvertent reading or writing; Status cells; Test cells	G11C 7/24
Address safety or protection circuits, i.e. arrangements for preventing unauthorised or accidental access	G11C 8/20

G11C 11/1697**{Power supply circuits}****References****Informative references***Attention is drawn to the following places, which may be of interest for search:*

Power supply arrangements	G11C 5/14
---------------------------	---------------------------

G11C 11/20**using parametrons****References****Informative references***Attention is drawn to the following places, which may be of interest for search:*

Pulse generators using parametrons and ferroresonant devices	H03K 19/162 , H03K 19/164
Counters using such elements	H03K 23/001

G11C 11/22**using ferroelectric elements****Definition statement***This place covers:*

Memories using ferroelectric elements. This covers memories with capacitive elements where the insulating dielectric material between the capacitor plates is a ferroelectric material.

References**Informative references***Attention is drawn to the following places, which may be of interest for search:*

Using multibit ferroelectric storage	G11C 11/5657
--------------------------------------	------------------------------

Ferroelectric capacitors per se	H01G 4/002
Ferroelectric materials	H01G 4/12
Pulse generators using ferroelectric elements	H03K 3/45
Counters using such elements	H03K 23/76
Memory structures	H10B 53/00 , H10B 51/00
Ferroelectric transistors	H10D 30/0415 , H10D 30/701
Ferroelectric data-storage electrodes	H10D 64/033 , H10D 64/689

G11C 11/221

{using ferroelectric capacitors}

Definition statement

This place covers:

Details of FRAM memory elements comprising a ferroelectric capacitor.

G11C 11/223

{using MOS with ferroelectric gate insulating film}

Definition statement

This place covers:

Details of FRAM memory elements comprising a transistor with ferroelectric material, e.g. a FEFET.

G11C 11/225

{Auxiliary circuits}

Definition statement

This place covers:

Auxiliary circuitry for FRAM elements.

References

Informative references

Attention is drawn to the following places, which may be of interest for search:

Details of stores	G11C 5/00
Arrangements for writing information into, or reading information out from, a digital store	G11C 7/00
Arrangements for selecting an address in a digital store	G11C 8/00

G11C 11/2253**{Address circuits or decoders}****References****Informative references***Attention is drawn to the following places, which may be of interest for search:*

Arrangements for selecting an address in a digital store	G11C 8/00
--	---------------------------

G11C 11/2255**{Bit-line or column circuits}****References****Informative references***Attention is drawn to the following places, which may be of interest for search:*

Bit line control circuits, e.g. drivers, boosters, pull-up circuits, pull-down circuits, precharging circuits, equalising circuits, for bit lines	G11C 7/12
Bit line organisation; Bit line lay-out	G11C 7/18

G11C 11/2257**{Word-line or row circuits}****References****Informative references***Attention is drawn to the following places, which may be of interest for search:*

Word line control circuits, e.g. drivers, boosters, pull-up circuits, pull-down circuits, precharging circuits, for word lines	G11C 8/08
Word line organisation; Word line lay-out	G11C 8/14

G11C 11/2259**{Cell access}****Definition statement***This place covers:*

FRAM specific details of selecting a memory element, e.g. select transistors, diodes or mere word line or bit line selection voltages.

G11C 11/2273**{Reading or sensing circuits or methods}****References****Informative references***Attention is drawn to the following places, which may be of interest for search:*

Sense amplifiers; Associated circuits	G11C 7/06
Data output circuits, e.g. read-out amplifiers, data output buffers, data output registers, data output level conversion circuits.	G11C 7/1051

G11C 11/2275**{Writing or programming circuits or methods}****References****Informative references***Attention is drawn to the following places, which may be of interest for search:*

Data input circuits, e.g. write amplifiers, data input buffers, data input registers, data input level conversion circuits	G11C 7/1078
--	-----------------------------

G11C 11/2277**{Verifying circuits or methods}****Definition statement***This place covers:*

Details of checking written data in MRAM elements.

G11C 11/2293**{Timing circuits or methods}****References****Informative references***Attention is drawn to the following places, which may be of interest for search:*

Read-write (R-W) timing or clocking circuits; Read-write (R-W) control signal generators or management	G11C 7/22
Address timing or clocking circuits; Address control signal generation or management, e.g. for row address strobe (RAS) or column address strobe (CAS) signals	G11C 8/18

G11C 11/2295**{Protection circuits or methods}****References****Informative references***Attention is drawn to the following places, which may be of interest for search:*

Memory cell safety or protection circuits, e.g. arrangements for preventing inadvertent reading or writing; Status cells; Test cells.	G11C 7/24
Address safety or protection circuits, i.e. arrangements for preventing unauthorised or accidental access.	G11C 8/20

G11C 11/2297**{Power supply circuits}****References****Informative references***Attention is drawn to the following places, which may be of interest for search:*

Power supply arrangements	G11C 5/14
---------------------------	---------------------------

G11C 11/23**using electrostatic storage on a common layer, e.g. Forrester-Haeff tubes {or William tubes} ([G11C 11/22](#) takes precedence)****References****Limiting references***This place does not cover:*

Using ferroelectric elements	G11C 11/22
------------------------------	----------------------------

Informative references*Attention is drawn to the following places, which may be of interest for search:*

Construction of Williams tubes	H01J 31/00
--------------------------------	----------------------------

G11C 11/26**using discharge tubes****References****Informative references***Attention is drawn to the following places, which may be of interest for search:*

Counters using such elements	H03K 25/00
------------------------------	----------------------------

G11C 11/265**{counting tubes, e.g. decatrons or trochotrons}****References****Informative references***Attention is drawn to the following places, which may be of interest for search:*

Counters using such elements	H03K 29/00
------------------------------	----------------------------

G11C 11/28**using gas-filled tubes****References****Informative references***Attention is drawn to the following places, which may be of interest for search:*

Counting tubes	G11C 11/265
Pulse generators, electronic switches, logic circuits using such elements	H03K 3/37 , H03K 17/52 , H03K 19/04

G11C 11/30**using vacuum tubes ([G11C 11/23](#) takes precedence)****References****Informative references***Attention is drawn to the following places, which may be of interest for search:*

Counting tubes	G11C 11/265
Pulse generators, electronic switches, logic circuits using such elements	H03K 3/37 , H03K 17/52 , H03K 19/04

G11C 11/34**using semiconductor devices****References****Informative references***Attention is drawn to the following places, which may be of interest for search:*

Generating electric pulses, e.g. bistable devices using semiconductor devices	H03K 3/00
Semiconductor memory structures	H10B
Processes or apparatus for the manufacture or treatment of semiconductor or solid state devices	H10P

Special rules of classification

Documents should not be classified in this group unless there is no more specific place available below or in [G11C 14/00](#) - [G11C 21/00](#) (see precedence rule at beginning of this main group). e.g., for:

DRAM (Dynamic RAM), see [G11C 11/401](#) - [G11C 11/4099](#)

FRAM, FeRAM (Ferro-electric RAM) see [G11C 11/22](#)

MRAM (Magnetic RAM) see [G11C 11/14](#) - [G11C 11/16](#)

NVRAM (Nonvolatile RAM) see [G11C 5/141](#) (battery backed RAM) or [G11C 16/00](#) (EAROM/EEPROM/Flash memory)

PCRAM, PRAM (Phase-change RAM) see [G11C 13/0004](#)

RRAM, ReRAM (Resistive RAM) see [G11C 13/0002](#) - [G11C 13/0097](#)

SRAM (Static RAM) see [G11C 11/41](#) - [G11C 11/419](#)

ROM (Read-only Memory) see [G11C 17/02](#) - [G11C 17/126](#)

PROM (Programmable ROM) see [G11C 17/14](#) - [G11C 17/18](#)

EPROM (Erasable PROM) see [G11C 16/00](#) - [G11C 16/349](#)

EEPROM, E2PROM (Electrically-erasable PROM) see [G11C 16/00](#) - [G11C 16/349](#)

EAROM (Electrically-alterable ROM) see [G11C 16/00](#) - [G11C 16/349](#)

G11C 11/35

with charge storage in a depletion layer, e.g. charge coupled devices

References

Informative references

Attention is drawn to the following places, which may be of interest for search:

In shift registers	G11C 19/282
--------------------	-----------------------------

G11C 11/401

forming cells needing refreshing or charge regeneration, i.e. dynamic cells

Definition statement

This place covers:

Basically this group covers DRAMs - and some further types of cells needing to be periodically and frequently refreshed such gain cells.

This group and its sub groups concerns mainly DRAM cells of any type from classic one transistor-one capacitor cell types to more exotic types such single transistor cells or gain cells. All cells have in common that they require to be updated or rewritten or refreshed frequently in order to retain their data.

References

Application-oriented references

Examples of places where the subject matter of this place is covered when specially adapted, used for a particular purpose, or incorporated in a larger system:

Control of displays, e.g. graphic cards	G09G
---	----------------------

Informative references

Attention is drawn to the following places, which may be of interest for search:

Ferro-electric RAMs or FeRAMs	G11C 11/22
The much less frequent refreshing or updating of data in non-volatile	G11C 16/3418 , G11C 13/0021
Fabrication, integration, layout of DRAM cells	H10B 12/00

Special rules of classification

This is a technology or cell type specific group and only DRAMs and memories needing frequent refreshes should be classified here. FeRAM with a dynamic mode should be classified in [G11C 11/22](#).

G11C 11/404

with one charge-transfer gate, e.g. MOS transistor, per cell

Definition statement

This place covers:

Mostly 1T1C cells but single transistor cells are also found here (see also [G11C 2211/4016](#) for SOI and isolated well single transistor cells).

G11C 11/405

with three charge-transfer gates, e.g. MOS transistors, per cell

Definition statement

This place covers:

Cells with three charge-transfer gates, but it also contains gain cells and other cells with access transistors combined with another charge storage transistor. Finally, it covers also partially capacitor based cells with two access transistors and those with more than 3 access transistors (multiport DRAM cells see also [G11C 8/16](#)).

G11C 11/4072

Circuits for initialization, powering up or down, clearing memory or presetting

References

Informative references

Attention is drawn to the following places, which may be of interest for search:

Initialisation circuits in general	G11C 7/20
------------------------------------	---------------------------

G11C 11/4074

Power supply or voltage generation circuits, e.g. bias voltage generators, substrate voltage generators, back-up power, power control circuits

Definition statement

This place covers:

All the power supply or voltage generation circuits, e.g. bias voltage generators, substrate voltage generators, back-up power, power control circuits specific to DRAM - see also [G11C 5/14-G11C 5/147](#) for memory power circuits in general; see also [G11C 11/4076](#) and [G11C 7/22](#) for some power management aspects (changing memory state or mode and DPD e.g. deep power down wake-ups) and [G11C 11/406](#) for the refresh aspects in low power mode (self-refresh).

The group contains also most of the documents concerning cells with a controlled back plate and back plate voltage circuits.

G11C 11/4076

Timing circuits (for regeneration management [G11C 11/406](#))

References

Limiting references

This place does not cover:

Regeneration management	G11C 11/406
-------------------------	-----------------------------

Informative references

Attention is drawn to the following places, which may be of interest for search:

For memories with random access ports synchronised on clock signal pulse trains, e.g. synchronous memories, self timed memories	G11C 7/1072
Read-write (R-W) timing or clocking circuits; Read-write (R-W) control signal generators or management	G11C 7/22
Details of clock generating circuits	G11C 7/222
Clock buffers	G11C 7/225

G11C 11/4078

Safety or protection circuits, e.g. for preventing inadvertent or unauthorised reading or writing; Status cells; Test cells (protection of memory contents during checking or testing [G11C 29/52](#))

References

Limiting references

This place does not cover:

Protection of memory contents during checking or testing	G11C 29/52
--	----------------------------

Informative references

Attention is drawn to the following places, which may be of interest for search:

Safety or protection circuits in general	G11C 7/24
--	---------------------------

G11C 11/408**Address circuits****References****Informative references**

Attention is drawn to the following places, which may be of interest for search:

Address circuits in general	G11C 8/00
-----------------------------	---------------------------

G11C 11/4082**{Address Buffers; level conversion circuits}****References****Informative references**

Attention is drawn to the following places, which may be of interest for search:

Address Buffers	G11C 8/06
-----------------	---------------------------

G11C 11/4085**{Word line control circuits, e.g. word line drivers, - boosters, - pull-up, - pull-down, - precharge}****References****Informative references**

Attention is drawn to the following places, which may be of interest for search:

Word line control circuits in general	G11C 8/08
---------------------------------------	---------------------------

G11C 11/4087**{Address decoders, e.g. bit - or word line decoders; Multiple line decoders}****References****Informative references**

Attention is drawn to the following places, which may be of interest for search:

Address decoders in general	G11C 8/10
Banks	G11C 8/12

G11C 11/4091

Sense or sense/refresh amplifiers, or associated sense circuitry, e.g. for coupled bit-line precharging, equalising or isolating

Definition statement

This place covers:

Precharging, equalising or isolating circuits for DRAMs are in [G11C 11/4094](#) and in general also in [G11C 7/12](#).

References

Informative references

Attention is drawn to the following places, which may be of interest for search:

Sense or sense/refresh amplifiers in general	G11C 7/06
Latching type sense amplifiers	G11C 7/065
Control thereof (sense amplifier drivers)	G11C 7/08
Precharging, equalising or isolating circuits for DRAMs in general	G11C 7/12
Precharging, equalising or isolating circuits for DRAMs	G11C 11/4094

G11C 11/4093

Input/output [I/O] data interface arrangements, e.g. data buffers

References

Informative references

Attention is drawn to the following places, which may be of interest for search:

Input/output (I/O) data interface arrangements in general	G11C 7/10
All the data interface circuits (e.g. Synclink, DDR, Rambus)	G11C 7/10 , G11C 7/1051 , G11C 7/1078 , G11C 7/1072 .
Level conversion circuits in general	H03K 19/0175

G11C 11/4094

Bit-line management or control circuits

References

Informative references

Attention is drawn to the following places, which may be of interest for search:

Bit-line management or control circuits in general	G11C 7/12
--	---------------------------

G11C 11/4096

Input/output [I/O] data management or control circuits, e.g. reading or writing circuits, I/O drivers or bit-line switches

References**Informative references**

Attention is drawn to the following places, which may be of interest for search:

Input/output (I/O) data management or control circuits in general	G11C 7/1048 , G11C 7/1051 , G11C 7/1078 .
---	---

G11C 11/4097

Bit-line organisation, e.g. bit-line layout, folded bit lines

References**Informative references**

Attention is drawn to the following places, which may be of interest for search:

Bit-line organisation in general	G11C 7/18
----------------------------------	---------------------------

G11C 11/4099

Dummy cell treatment; Reference voltage generators

References**Informative references**

Attention is drawn to the following places, which may be of interest for search:

Dummy cell treatment and reference voltage generators in general	G11C 7/14
--	---------------------------

Glossary of terms

In this place, the following terms or expressions are used with the meaning indicated:

1T-1C	One transistor one capacitor cells
Self-refresh	A power saving memory operation mode in which the refreshes its cells autonomously
Auto-refresh	An external signal (from a memory controller usually) triggers the refresh, but the rest of the refresh operation is done by circuitry internal to the memory (refresh address counters etc ...)
Twin cell	Arrangement in which a single datum is stored in two (or more) cells
Gain cell	Cells (usually made of three transistors) in which the charge is stored in a gate electrode of a gain transistor (thereby controlling the conductivity of that transistor),
SOI	Silicon on Insulator - often used to make single transistor DRAM cells (or ZRAM)

G11C 11/41

forming {static} cells with positive feedback, i.e. cells not needing refreshing or charge regeneration, e.g. bistable multivibrator or Schmitt trigger

Definition statement

This place covers:

Memories having memory cells with positive feedback or a latch, i.e. a Static RAM or SRAM. This group only covers the aspects of the memory device itself. Manufacturing is covered by [H10B 99/00](#) and array structures by [H10B 10/00](#).

G11C 11/412

using field-effect transistors only

Definition statement

This place covers:

This group contains SRAM memory cells per se.

References**Informative references**

Attention is drawn to the following places, which may be of interest for search:

Latent image memory	G11C 7/20
Multi-port cells	G11C 8/16

G11C 11/4125

{Cells incorporating circuit means for protecting against loss of information}

References**Informative references**

Attention is drawn to the following places, which may be of interest for search:

Circuit means for protection against loss of information of semiconductor storage devices in general	G11C 5/005
--	----------------------------

G11C 11/413

Auxiliary circuits, e.g. for addressing, decoding, driving, writing, sensing, timing or power reduction

Definition statement

This place covers:

Circuitry providing for power, address decoding, signal control etc. required for the functioning of the SRAM. This group and its dependents cover SRAMs having bipolar as well as FET transistor memory cells.

References

Informative references

Attention is drawn to the following places, which may be of interest for search:

Auxiliary circuits in general	G11C 5/00 , G11C 7/00 , G11C 8/00 .
-------------------------------	--

G11C 11/44

using super-conductive elements, e.g. cryotron

Definition statement

This place covers:

Memories using superconductive elements like squids

References

Informative references

Attention is drawn to the following places, which may be of interest for search:

Pulse generators using such elements	H03K 3/38
For counters	H03K 23/001

G11C 11/48

using displaceable coupling elements, e.g. ferromagnetic cores, to produce change between different states of mutual or self-inductance {(contains no documents; see [G11C 17/00](#) and subgroups)}

Special rules of classification

This sub-group contains no documents; see [G11C 17/00](#) and subgroups.

G11C 11/50

using actuation of electric contacts to store the information

References

Informative references

Attention is drawn to the following places, which may be of interest for search:

Mechanical stores	G11C 23/00
Switches providing a selected number of consecutive operations of the contacts by a single manual actuation of the operating part	H01H 41/00

G11C 11/54**using elements simulating biological cells, e.g. neuron****Definition statement***This place covers:*

As used in neural networks.

References**Informative references***Attention is drawn to the following places, which may be of interest for search:*

Cells storing analogue weights	G11C 27/00
Computer systems based on biological models, e.g. neural networks per se	G06N 3/00

G11C 11/56**using storage elements with more than two stable states represented by steps, e.g. of voltage, current, phase, frequency****Definition statement***This place covers:*Additional aspects relating to the cell type rather than multi-state storage per se should be classified under the relevant cell technology. For counting arrangements comprising multi-stable elements of this type see [H03K 25/00](#), [H03K 29/00](#).**References****Informative references***Attention is drawn to the following places, which may be of interest for search:*

Counting arrangements comprising multi-stable elements of this type	H03K 25/00 , H03K 29/00
---	---

G11C 11/5607**{using magnetic storage elements}****References****Informative references***Attention is drawn to the following places, which may be of interest for search:*

Magnetic storage per se	G11C 11/02 - G11C 11/18
-------------------------	--

G11C 11/5614

{using conductive bridging RAM [CBRAM] or programming metallization cells [PMC]}

References**Informative references**

Attention is drawn to the following places, which may be of interest for search:

Comprising conductive bridging RAM [CBRAM] or programming metallization cells [PMCs]	G11C 13/0011
--	------------------------------

G11C 11/5621

{using charge storage in a floating gate}

References**Informative references**

Attention is drawn to the following places, which may be of interest for search:

Comprising cells containing floating gate transistors	G11C 16/0408
---	------------------------------

G11C 11/5628

{Programming or writing circuits; Data input circuits}

References**Informative references**

Attention is drawn to the following places, which may be of interest for search:

Programming or data input circuits	G11C 16/10
------------------------------------	----------------------------

G11C 11/5635

{Erasing circuits}

References**Informative references**

Attention is drawn to the following places, which may be of interest for search:

Circuits for erasing electrically, e.g. erase voltage switching circuits	G11C 16/14
--	----------------------------

G11C 11/5642**{Sensing or reading circuits; Data output circuits}****References****Informative references***Attention is drawn to the following places, which may be of interest for search:*

Sensing or reading circuits; Data output circuits	G11C 16/26
---	----------------------------

G11C 11/565**{using capacitive charge storage elements}****References****Informative references***Attention is drawn to the following places, which may be of interest for search:*

Forming cells needing refreshing or charge regeneration	G11C 11/401
---	-----------------------------

G11C 11/5657**{using ferroelectric storage elements}****References****Informative references***Attention is drawn to the following places, which may be of interest for search:*

Using ferroelectric elements	G11C 11/22
------------------------------	----------------------------

G11C 11/5664**{using organic memory material storage elements}****References****Informative references***Attention is drawn to the following places, which may be of interest for search:*

Using organic memory material storage elements	G11C 13/0014
--	------------------------------

G11C 11/5671**{using charge trapping in an insulator}****References****Informative references***Attention is drawn to the following places, which may be of interest for search:*

Comprising cells with charge storage in an insulating layer, e.g. MNOS, SNOS	G11C 16/0466
--	------------------------------

G11C 11/5678**{using amorphous/crystalline phase transition storage elements}****References****Informative references***Attention is drawn to the following places, which may be of interest for search:*

Comprising amorphous/crystalline phase transition cells	G11C 13/0004
---	------------------------------

G11C 11/5685**{using storage elements comprising metal oxide memory material, e.g. perovskites}****References****Informative references***Attention is drawn to the following places, which may be of interest for search:*

Comprising metal oxide memory material, e.g. perovskites	G11C 13/0007
--	------------------------------

G11C 11/5692**{read-only digital stores using storage elements with more than two stable states}****References****Informative references***Attention is drawn to the following places, which may be of interest for search:*

Read-only memories programmable only once; Semi-permanent stores, e.g. manually-replaceable information cards	G11C 17/00
---	----------------------------

G11C 13/00

Digital stores characterised by the use of storage elements not covered by groups [G11C 11/00](#), [G11C 23/00](#), or [G11C 25/00](#)

Definition statement

This place covers:

Digital stores or memories:

- Using elements in which the information is stored in the form of steps of electrical resistance [Ohm], Resistance RAM (RRAM) and auxiliary circuitry therefore; under [G11C 13/0002](#);
- Using elements whose operation depends on chemical change, [G11C 13/02](#) ([G11C 13/0009](#) takes precedence);
- Using nanotube elements, under [G11C 13/025](#);
- Using optical elements, under [G11C 13/04](#);
- Using magneto-optical elements, under [G11C 13/06](#).

Relationships with other classification places

[H10](#): Semiconductor fabrication means and methods.

[G03H](#): Holographic processes and apparatus.

References

Limiting references

This place does not cover:

Digital stores in which the storage effect is based exclusively on magnetism e.g. Magnetic RAM (MRAM)	G11C 11/00 , G11C 23/00 , G11C 25/00
---	---

Informative references

Attention is drawn to the following places, which may be of interest for search:

Bistable switching devices, e.g. Ovshinsky-effect devices	H10N 70/20
---	----------------------------

G11C 13/0002

{using resistive RAM [RRAM] elements}

Definition statement

This place covers:

RRAM storage elements; for MRAM storage elements see [G11C 11/15](#) and [G11C 11/16](#).

G11C 13/0004

{comprising amorphous/crystalline phase transition cells}

Definition statement

This place covers:

RRAM elements in which the electrical resistance change is based on an amorphous to crystalline or crystalline to amorphous transition in a phase change material.

References

Informative references

Attention is drawn to the following places, which may be of interest for search:

Multi-state phase transition memory cells	G11C 11/5678
---	------------------------------

G11C 13/0007

{comprising metal oxide memory material, e.g. perovskites}

Definition statement

This place covers:

RRAM elements in which the electrical resistance change is based on a switching mechanism in metal oxides e.g. TiO, NiO, HfO₂, CuO.

References

Informative references

Attention is drawn to the following places, which may be of interest for search:

Multibit storage elements using metal oxide memory material	G11C 11/5685
---	------------------------------

G11C 13/0009

{RRAM elements whose operation depends upon chemical change}

Definition statement

This place covers:

RRAM elements in which the electrical resistance change is based on the formation and breaking of chemical bonds.

G11C 13/0011

{comprising conductive bridging RAM [CBRAM] or programming metallization cells [PMCs]}

Definition statement

This place covers:

RRAM elements in which the electrical resistance change is based on ion movement in a solid electrolyte between metal electrodes.

G11C 13/0014

{comprising cells based on organic memory material}

References

Informative references

Attention is drawn to the following places, which may be of interest for search:

Multibit storage elements using organic memory material	G11C 11/5664
---	------------------------------

G11C 13/0021**{Auxiliary circuits}****Definition statement**

This place covers:

Auxiliary circuitry for RRAM elements.

References**Informative references**

Attention is drawn to the following places, which may be of interest for search:

Details of stores	G11C 5/00
Arrangements for writing information into, or reading information out from, a digital store	G11C 7/00
Arrangements for selecting an address in a digital store	G11C 8/00

G11C 13/0023**{Address circuits or decoders}****References****Informative references**

Attention is drawn to the following places, which may be of interest for search:

Arrangements for selecting an address in a digital store	G11C 8/00
--	---------------------------

G11C 13/0026**{Bit-line or column circuits}****References****Informative references**

Attention is drawn to the following places, which may be of interest for search:

Bit line control circuits, e.g. drivers, boosters, pull-up circuits, pull-down circuits, precharging circuits, equalising circuits, for bit lines	G11C 7/12
Bit line organisation; Bit line lay-out	G11C 7/18

G11C 13/0028**{Word-line or row circuits}****References****Informative references***Attention is drawn to the following places, which may be of interest for search:*

Word line control circuits, e.g. drivers, boosters, pull-up circuits, pull-down circuits, precharging circuits, for word lines	G11C 8/08
Word line organisation; Word line lay-out	G11C 8/14

G11C 13/0038**{Power supply circuits}****References****Informative references***Attention is drawn to the following places, which may be of interest for search:*

Power supply arrangements	G11C 5/14
---------------------------	---------------------------

G11C 13/004**{Reading or sensing circuits or methods}****References****Informative references***Attention is drawn to the following places, which may be of interest for search:*

Sense amplifiers; Associated circuits	G11C 7/06
Data output circuits, e.g. read-out amplifiers, data output buffers, data output registers, data output level conversion circuits	G11C 7/1051

G11C 13/0059**{Security or protection circuits or methods}****References****Informative references***Attention is drawn to the following places, which may be of interest for search:*

Memory cell safety or protection circuits, e.g. arrangements for preventing inadvertent reading or writing; Status cells; Test cells	G11C 7/24
Address safety or protection circuits, i.e. arrangements for preventing unauthorised or accidental access	G11C 8/20

G11C 13/0061**{Timing circuits or methods}****References****Informative references***Attention is drawn to the following places, which may be of interest for search:*

Read-write (R-W) timing or clocking circuits; Read-write (R-W) control signal generators or management	G11C 7/22
Address timing or clocking circuits; Address control signal generation or management, e.g. for row address strobe (RAS) or column address strobe (CAS) signals	G11C 8/18

G11C 13/0069**{Writing or programming circuits or methods}****References****Informative references***Attention is drawn to the following places, which may be of interest for search:*

Data input circuits, e.g. write amplifiers, data input buffers, data input registers, data input level conversion circuits	G11C 7/1078
--	-----------------------------

G11C 13/02

using elements whose operation depends upon chemical change
{{[G11C 13/0009](#) takes precedence}}

Definition statement*This place covers:*

Storage elements in which the electrical resistance change is based on the formation and breaking of chemical bonds (for RRAM [G11C 13/0009](#) takes precedence).

References**Limiting references***This place does not cover:*

RRAM elements whose operation depends upon chemical change	G11C 13/0009
--	------------------------------

Informative references*Attention is drawn to the following places, which may be of interest for search:*

Using electrochemical charge	G11C 11/00
------------------------------	----------------------------

G11C 13/04

using optical elements {; using other beam accessed elements, e.g. electron or ion beam}

References**Informative references**

Attention is drawn to the following places, which may be of interest for search:

Using electrostatic memory tubes	G11C 11/23
Recording of television signals	H04N 5/76

G11C 13/042

{using information stored in the form of interference pattern}

References**Informative references**

Attention is drawn to the following places, which may be of interest for search:

Hologram, Lippman; Holography	G03H , G02B 5/32
-------------------------------	--

G11C 13/06

using magneto-optical elements {([G11C 13/042](#) takes precedence)}

References**Limiting references**

This place does not cover:

Using information stored in the form of an interference pattern	G11C 13/042
---	-----------------------------

Informative references

Attention is drawn to the following places, which may be of interest for search:

Using magnetic-optical storage elements	G11C 13/043
Magneto-optics in general	G02F

Synonyms and Keywords

In patent documents, the following abbreviations are often used:

CBRAM	Conductive Bridging RAM
OUM	Ovonic Unified Memory
PCM	Phase Change Memory
PRAM	Phase change RAM
PCRAM	Phase Change RAM
PMC	Programming Metallization Cell

ReRAM	Resistance RAM
RRAM	Resistance RAM

In patent documents, the following words/expressions are often used as synonyms:

- "PMC" and "CBRAM"
- "PRAM", "PCRAM", "PCM", "OUM", "Chalcogenide RAM" and "Ovshinsky-effect memory"

G11C 14/00

Digital stores characterised by arrangements of cells having volatile and non-volatile storage properties for back-up when the power is down

Definition statement

This place covers:

Memories with arrangements to save information from a volatile to a nonvolatile memory when power supply is lost and to restore the information from the nonvolatile to the volatile memory when power is restored.

Sub-groups cover details of cells adapted for this purpose, classified first by volatile and then by nonvolatile storage type.

Relationships with other classification places

For memories where volatile and non-volatile elements co-exist but are operated independently, see [G11C 11/005](#). For volatile memories which are designed to power up in a known state (latent image memory), see [G11C 7/20](#).

References

Informative references

Attention is drawn to the following places, which may be of interest for search:

Bistable elements storing the actual state when the supply voltage fails	H03K 3/02335 , H03K 3/0375 , H03K 3/2865 , H03K 3/356008
--	---

Special rules of classification

Where a document only describes the presence of a nonvolatile memory to backup a volatile memory, without cell details, it should be placed in the main group. In principle, a search for such a document would need to encompass all the sub-groups as well as the main group. More detail about the type of storage elements can be added by using Indexing Codes relating to specific cell types.

G11C 14/0009

{in which the volatile element is a DRAM cell}

References

Informative references

Attention is drawn to the following places, which may be of interest for search:

DRAM cells	G11C 11/401
------------	-----------------------------

Special rules of classification

In case the nonvolatile element is not covered below, classify here with an Indexing Code to specify its type.

G11C 14/0018

{whereby the nonvolatile element is an EEPROM element, e.g. a floating gate or metal-nitride-oxide-silicon [MNOS] transistor}

Special rules of classification

Can further distinguish between FG (Indexing Code [G11C 16/0408](#)) and MNOS (Indexing Code: [G11C 16/0466](#)).

G11C 14/0027

{and the nonvolatile element is a ferroelectric element}

References**Informative references**

Attention is drawn to the following places, which may be of interest for search:

FeRAM cells in general	G11C 11/22
------------------------	----------------------------

G11C 14/0036

{and the nonvolatile element is a magnetic RAM [MRAM] element or ferromagnetic cell}

Special rules of classification

Can be further characterised using codes from Indexing Code [G11C 11/14](#) to Indexing Code [G11C 11/16](#).

G11C 14/0045

{and the nonvolatile element is a resistive RAM element, i.e. programmable resistors, e.g. formed of phase change or chalcogenide material}

Special rules of classification

Can be further characterised using codes from Indexing Code [G11C 13/0002](#) to Indexing Code [G11C 13/0019](#).

G11C 14/0054

{in which the volatile element is a SRAM cell}

Special rules of classification

In case the nonvolatile element is not covered below, classify here with an Indexing Code to specify its type. For SRAM cells in general see [G11C 11/41](#).

G11C 14/0063

{and the nonvolatile element is an EEPROM element, e.g. a floating gate or MNOS transistor}

Special rules of classification

Can further distinguish between FG (Indexing Code [G11C 16/0408](#)) and MNOS (Indexing Code [G11C 16/0466](#)).

G11C 14/0072

{and the nonvolatile element is a ferroelectric element}

References**Informative references**

Attention is drawn to the following places, which may be of interest for search:

FeRAM cells	G11C 11/22
-------------	----------------------------

G11C 14/0081

{and the nonvolatile element is a magnetic RAM [MRAM] element or ferromagnetic cell}

Special rules of classification

Can be further characterised using codes from Indexing Code [G11C 11/14](#) to Indexing Code [G11C 11/16](#).

G11C 14/009

{and the nonvolatile element is a resistive RAM element, i.e. programmable resistors, e.g. formed of phase change or chalcogenide material}

Special rules of classification

Can be further characterised using codes from Indexing Code [G11C 13/0002](#) to Indexing Code [G11C 13/0019](#).

G11C 15/00

Digital stores in which information comprising one or more characteristic parts is written into the store and in which information is read-out by searching for one or more of these characteristic parts, i.e. associative or content-addressed stores

Definition statement

This place covers:

Memories wherein a sought data word for a given field (characteristic part) is supplied as input to the memory, which is able to search its stored data contents to determine if the supplied data word is present among said data contents. If a match or 'hit' is established, the address(es) in the memory where the supplied data word was found is/are returned. Optionally the contents of all fields of the matching word are returned.

References

Informative references

Attention is drawn to the following places, which may be of interest for search:

Digital stores in which information is addressed to a specific location	G11C 11/00
Selection information using addressing means, e.g. hashing, tree addressing, chaining	G06F 11/22
Information retrieval systems using a computer	G06F 16/00

Synonyms and Keywords

In patent documents, the following abbreviations are often used:

CAM	Content Addressable Memory
-----	----------------------------

G11C 16/00

Erasable programmable read-only memories ([G11C 14/00](#) takes precedence)

Definition statement

This place covers:

Memories of the type in which charge is stored in a non-volatile manner, either in a "floating gate" capacitor (see [G11C 16/0408](#)) or trapped in the gate insulator of a transistor (see [G11C 16/0466](#)).

In both cases, the effect of charge storage is to modify the threshold voltage of the transistor, e.g. from depletion to enhancement mode (stored state discriminated by conduction or not at zero gate voltage) or from 'normal' to 'deep' enhancement (stored state discriminated by conduction or not at small positive gate voltage).

References

Limiting references

This place does not cover:

Digital stores characterised by arrangements of cells having volatile and non-volatile storage properties for back-up when the power is down	G11C 14/00
--	----------------------------

Informative references

Attention is drawn to the following places, which may be of interest for search:

NVRAM Nonvolatile battery backed up RAM	G11C 5/141
Digital stores in which the storage effect is based exclusively on magnetism e.g. Magnetic RAM (MRAM)	G11C 11/15 , G11C 11/16
FeRAMs	G11C 11/22
RRAM, ReRAM (Resistive RAM)	G11C 13/0002 - G11C 13/0097
PCRAM, PRAM (Phase-change RAM)	G11C 13/0004
EPROM memory structures and fabrication thereof	H10B 41/00 , H10B 43/00 , H10B 51/00 , H10B 53/00 , H10B 69/00

Individual transistor structures	H10D 30/00
----------------------------------	----------------------------

G11C 16/02

electrically programmable

References

Informative references

Attention is drawn to the following places, which may be of interest for search:

Programmable multi-state digital storage elements	G11C 11/5621
---	------------------------------

G11C 16/0408

{comprising cells containing floating gate transistors ([G11C 16/0483](#), [G11C 16/0491](#) take precedence)}

Definition statement

This place covers:

Also cells in which the floating gate is composed of "nanocrystals".

References

Limiting references

This place does not cover:

Comprising cells having several storage transistors connected in series	G11C 16/0483
Virtual ground arrays	G11C 16/0491

G11C 16/0416

{comprising cells containing a single floating gate transistor and no select transistor, e.g. UV EPROM}

Definition statement

This place covers:

May also comprise cells with additional control gates, e.g. an erase gate.

G11C 16/0425

{comprising cells containing a merged floating gate and select transistor}

Definition statement

This place covers:

The also known as "split-gate" or "1½ transistor" cells.

G11C 16/0433

{comprising cells containing a single floating gate transistor and one or more separate select transistors}

Definition statement

This place covers:

The classical EEPROM cells.

G11C 16/0441

{comprising cells containing multiple floating gate devices, e.g. separate read-and-write FAMOS transistors with connected floating gates}

Definition statement

This place covers:

Also complementary-pair type cells, in which two floating gate transistors store opposite states. This type is often used to store redundancy information, see also [G11C 29/789](#).

G11C 16/0458

{comprising two or more independent floating gates which store independent data}

References**Informative references**

Attention is drawn to the following places, which may be of interest for search:

For storage of more than two stable states at a single floating gate	G11C 11/5621
--	------------------------------

G11C 16/0475

{comprising two or more independent storage sites which store independent data}

References**Informative references**

Attention is drawn to the following places, which may be of interest for search:

For storage of more than two stable states at a single floating gate	G11C 11/5621
--	------------------------------

G11C 16/0483

{comprising cells having several storage transistors connected in series}

Definition statement

This place covers:

i.e. NAND type cells.

G11C 16/0491**{Virtual ground arrays}****Definition statement**

This place covers:

i.e. arrays in which the individual cell transistors are formed between parallel bitlines, one of which is selected by decoder circuitry to be ground and the other as a normal bitline.

G11C 16/06**Auxiliary circuits, e.g. for writing into memory****References****Informative references**

Attention is drawn to the following places, which may be of interest for search:

Details of stores	G11C 5/00
Arrangements for writing information into, or reading information out from, a digital store	G11C 7/00
Arrangements for selecting an address in a digital store	G11C 8/00

Special rules of classification

This group is only used if no lower sub-group is suitable - assign multiple sub-groups rather than placing here.

G11C 16/08**Address circuits; Decoders; Word-line control circuits****References****Informative references**

Attention is drawn to the following places, which may be of interest for search:

Arrangements for selecting an address in a digital store	G11C 8/00
Word line control circuits, e.g. drivers, boosters, pull-up circuits, pull-down circuits, precharging circuits, for word lines	G11C 8/08
Word line organisation; Word line lay-out	G11C 8/14

G11C 16/10**Programming or data input circuits****References****Informative references**

Attention is drawn to the following places, which may be of interest for search:

Data input circuits, e.g. write amplifiers, data input buffers, data input registers, data input level conversion circuits	G11C 7/1078
--	-----------------------------

G11C 16/107

{Programming all cells in an array, sector or block to the same state prior to flash erasing}

Definition statement

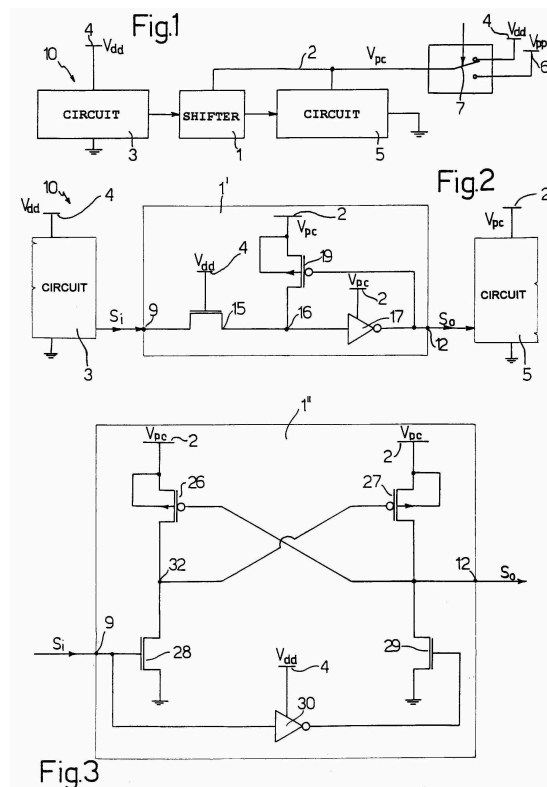
This place covers:

Erase preprogramming, also called preconditioning.

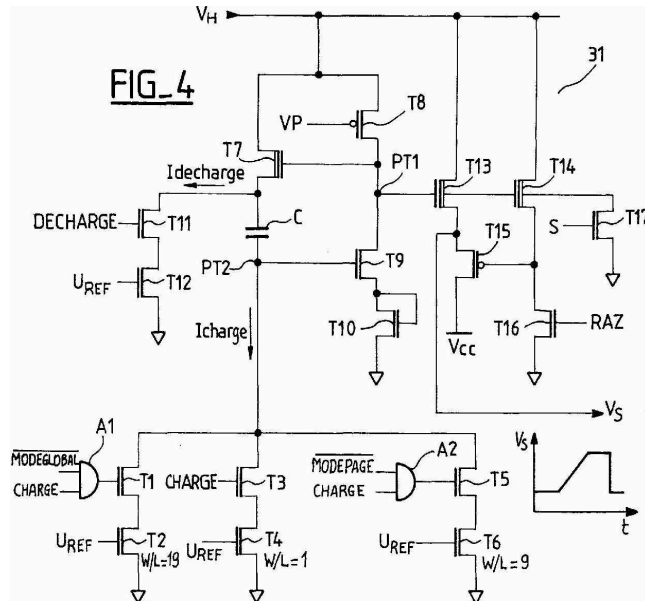
G11C 16/12**Programming voltage switching circuits****Definition statement**

This place covers:

Especially high-voltage switches (see e.g. EP862183, figures 1-3), ramp generators (see e.g. EP903750, figure 4).



Definition statement



References

Informative references

Attention is drawn to the following places, which may be of interest for search:

Ramp generators	H03K 4/00
Switches	H03K 5/003

G11C 16/18

Circuits for erasing optically

Definition statement

This place covers:

e.g. ultraviolet erase.

G11C 16/20

Initialising; Data preset; Chip identification

References

Informative references

Attention is drawn to the following places, which may be of interest for search:

Memory initialisation circuits	G11C 7/20
--------------------------------	---------------------------

G11C 16/22

Safety or protection circuits preventing unauthorised or accidental access to memory cells

References**Informative references**

Attention is drawn to the following places, which may be of interest for search:

Memory cell safety or protection circuits	G11C 7/24
Address safety or protection circuits	G11C 8/20

G11C 16/225

{Preventing erasure, programming or reading when power supply voltages are outside the required ranges}

References**Informative references**

Attention is drawn to the following places, which may be of interest for search:

Voltage level detection	G11C 5/143
-------------------------	----------------------------

G11C 16/24

Bit-line control circuits

References**Informative references**

Attention is drawn to the following places, which may be of interest for search:

Bit line control circuits	G11C 7/12
Bit line organisation; Bit line lay-out	G11C 7/18

G11C 16/26

Sensing or reading circuits; Data output circuits

References**Informative references**

Attention is drawn to the following places, which may be of interest for search:

Sense amplifiers; Associated circuits	G11C 7/06
Data output circuits	G11C 7/1051

G11C 16/30**Power supply circuits****References****Informative references**

Attention is drawn to the following places, which may be of interest for search:

Power supply arrangements	G11C 5/14
---------------------------	---------------------------

G11C 16/32**Timing circuits****References****Informative references**

Attention is drawn to the following places, which may be of interest for search:

Read-write (R-W) timing or clocking circuits; Read-write (R-W) control signal generators or management	G11C 7/22
Address timing or clocking circuits; Address control signal generation or management, e.g. for row address strobe (RAS) or column address strobe (CAS) signals	G11C 8/18

G11C 16/3404

{Convergence or correction of memory cell threshold voltages; Repair or recovery of overerased or overprogrammed cells}

Definition statement

This place covers:

What is also known as "overerase/overprogram correction" or "threshold convergence".

G11C 16/3445

{Circuits or methods to verify correct erasure of nonvolatile memory cells}

Definition statement

This place covers:

May lead to repeated erase, verify steps until correctly erased or retry limit reached (= failure).

G11C 16/345

{Circuits or methods to detect overerased nonvolatile memory cells, usually during erasure verification}

Definition statement

This place covers:

Circuits that make no attempt at recovery; the device is therefore regarded as faulty.

G11C 16/3459

{Circuits or methods to verify correct programming of nonvolatile memory cells}

Definition statement

This place covers:

Circuits that may lead to repeated program, verify steps until correctly programmed or retry limit reached (= failure).

G11C 16/3463

{Circuits or methods to detect overprogrammed nonvolatile memory cells, usually during program verification}

Definition statement

This place covers:

Circuits that make no attempt at recovery; the device is therefore regarded as faulty.

G11C 16/349

{Arrangements for evaluating degradation, retention or wearout, e.g. by counting erase cycles}

Synonyms and Keywords

In patent documents, the following abbreviations are often used:

EAROM	Electrically-Alterable ROM
EEPROM, E2PROM	Electrically-Erasable PROM
EPROM	Erasable PROM
FAMOS	Floating-gate Avalanche Injection MOS
M(O)NOS	Metal (Oxide-)Nitride-Oxide Silicon
S(O)NOS	Silicon (Oxide-)Nitride-Oxide Silicon

In patent documents, the following words/expressions are often used as synonyms:

- "soft programming" (or "soft erasure/erasing"), "overerase (or overprogramming) correction" and "threshold convergence"

G11C 17/00

Read-only memories programmable only once; Semi-permanent stores, e.g. manually-replaceable information cards

Definition statement

This place covers:

Memories in which the stored data are permanently defined at the time of manufacturing (mask ROM) or which are adapted to be programmed with data one time only after manufacture (PROM).

References

Application-oriented references

Examples of places where the subject matter of this place is covered when specially adapted, used for a particular purpose, or incorporated in a larger system:

Combination of ROM and RAM	G11C 11/005 , G11C 14/00
For electrical control of combustion engines	F02D 41/2406

Informative references

Attention is drawn to the following places, which may be of interest for search:

Multibit read only memories	G11C 11/5692
Rewritable resistive memories (RRAM)	G11C 13/0002
Erasable programmable read-only memories	G11C 16/00
Coding, decoding or code conversion, in general	H03M
Read only memory structures	H10B 20/00

G11C 17/123

{comprising cells having several storage transistors connected in series}

Definition statement

This place covers:

i.e. NAND-type cells.

G11C 17/126

{Virtual ground arrays}

Definition statement

This place covers:

i.e. arrays in which the individual cell transistors are formed between parallel bitlines, one of which is selected by decoder circuitry to be ground and the other as a normal bitline.

G11C 17/14

in which contents are determined by selectively establishing, breaking or modifying connecting links by permanently altering the state of coupling elements, e.g. PROM

Special rules of classification

So-called OTPROM (one-time programmable read only memories), i.e. EPROMs or flash memory arrays which are wholly or partly adapted to not be erasable (e.g. UV EPROM with no erasing window in the package, flash arrays not selectable to receive erasing voltages) are classified in [G11C 16/00](#), with code [G11C 2216/26](#).

G11C 17/16**using electrically-fusible links****Definition statement***This place covers:*

e.g. fuses, antifuses.

G11C 17/18**Auxiliary circuits, e.g. for writing into memory****References****Informative references***Attention is drawn to the following places, which may be of interest for search:*

Details of stores	G11C 5/00
Arrangements for writing information into, or reading information out from, a digital store	G11C 7/00
Arrangements for selecting an address in a digital store	G11C 8/00

Synonyms and Keywords*In patent documents, the following abbreviations are often used:*

PROM	Programmable ROM
ROM	Read-only Memory

G11C 19/00**Digital stores in which the information is moved stepwise, e.g. shift registers****Definition statement***This place covers:*

Digital stores or memories in which information is cascaded between neighbouring data storage locations in a chain under the control of at least one common clock signal.

References**Informative references***Attention is drawn to the following places, which may be of interest for search:*

Methods and arrangements for shifting data	G06F 5/01
Pulse distributors	H03K 5/15
Counting chains	H03K 23/00
Linear pulse counters	H03K 23/54

G11C 19/08**using thin films in plane structure****References****Informative references***Attention is drawn to the following places, which may be of interest for search:*

Thin magnetic films and apparatus or processes specially adapted for manufacturing or assembling the same	H01F 10/00 , H01F 41/14
---	---

G11C 19/085**{Generating magnetic fields therefor, e.g. uniform magnetic field for magnetic domain stabilisation}****References****Informative references***Attention is drawn to the following places, which may be of interest for search:*

Coil construction	H01F 5/00
Electromagnets	H01F 7/06

G11C 19/0866**{Detecting magnetic domains}****References****Informative references***Attention is drawn to the following places, which may be of interest for search:*

Measuring or detecting magnetic fields in general	G01R 33/02
---	----------------------------

G11C 19/0875**{Organisation of a plurality of magnetic shift registers}****References****Informative references***Attention is drawn to the following places, which may be of interest for search:*

Using first in first out [FIFO] registers for changing speed of digital data flow	G06F 5/06
Using last in first out [LIFO] registers for processing digital data by operating upon their order	G06F 7/78

G11C 19/0883

{Means for switching magnetic domains from one path into another path, i.e. transfer switches, swap gates or decoders}

References**Informative references**

Attention is drawn to the following places, which may be of interest for search:

Logic circuits using magnetic domains	H03K 19/168
---------------------------------------	-----------------------------

G11C 19/188

{Organisation of a multiplicity of shift registers, e.g. regeneration, timing or input-output circuits}

References**Informative references**

Attention is drawn to the following places, which may be of interest for search:

Using first in first out [FIFO] registers for changing speed of digital data flow	G06F 5/06
Using last in first out [LIFO] registers for processing digital data by operating upon their order	G06F 7/78

G11C 19/287

{Organisation of a multiplicity of shift registers}

References**Informative references**

Attention is drawn to the following places, which may be of interest for search:

Using first in first out [FIFO] registers for changing speed of digital data flow	G06F 5/06
Using last in first out [LIFO] registers for processing digital data by operating upon their order	G06F 7/78

G11C 19/34

using storage elements with more than two stable states represented by steps, e.g. of voltage, current, phase, frequency

References**Informative references**

Attention is drawn to the following places, which may be of interest for search:

In RAM multistable cells	G11C 11/56
In capacitive analog stores	G11C 27/04

G11C 21/00

Digital stores in which the information circulates {continuously} (stepwise [G11C 19/00](#))

Definition statement

This place covers:

Digital stores or memories in which information bits circulate stepwise in a closed loop or ring arrangement.

References**Limiting references**

This place does not cover:

In which information circulates stepwise	G11C 19/00
--	----------------------------

G11C 21/005

{using electrical delay lines}

References**Informative references**

Attention is drawn to the following places, which may be of interest for search:

Construction of electrical delay lines	H03H 7/30 , H03H 11/26
--	--

G11C 21/02

using electromechanical delay lines, e.g. using a mercury tank

References**Informative references**

Attention is drawn to the following places, which may be of interest for search:

Construction of electromechanical delay lines	H03H 9/00
---	---------------------------

G11C 23/00

Digital stores characterised by movement of mechanical parts to effect storage, e.g. using balls; Storage elements therefor

Definition statement

This place covers:

Micromechanical and nanomechanical systems for data storage.

References

Informative references

Attention is drawn to the following places, which may be of interest for search:

Storing by actuating contacts	G11C 11/50
Switches making use of microelectromechanical systems (MEMS)	H01H 1/0036
Switches making use of nanoelectromechanical systems (NEMS)	H01H 1/0094

Glossary of terms

In this place, the following terms or expressions are used with the meaning indicated:

MEMS	Microelectromechanical systems
NEMS	Nanoelectromechanical systems

G11C 25/00

Digital stores characterised by the use of flowing media; Storage elements therefor

Definition statement

This place covers:

Digital stores or memories whose operation is based on fluid or liquid media.

References

Informative references

Attention is drawn to the following places, which may be of interest for search:

Multiple fluid-circuit element arrangements for performing digital operations	F15C 1/12
---	---------------------------

G11C 27/00

Electric analogue stores, e.g. for storing instantaneous values

Definition statement

This place covers:

Static stores or memories comprising:

- Analogue non-volatile charge storage, under [G11C 27/005](#);
- Sample and hold arrangements, under [G11C 27/02](#), [G11C 27/024](#), [G11C 27/026](#);
- Switched current memories under [G11C 27/028](#);
- Shift registers with analogue charge storage, under [G11C 27/04](#).

Relationships with other classification places

[H03K 17/00](#): Electronic switching or gating i.e. not by contact-making or -braking.

[H03K 5/13](#): Arrangements having a single output and transforming input signals into pulses delivered at desired time intervals.

References

Informative references

Attention is drawn to the following places, which may be of interest for search:

Digital stores using storage elements with more than two stable states	G11C 11/56
Integrating circuits acting as stores	G06G 7/18
Pulse counters with step by step integration	H03K 25/00

Synonyms and Keywords

In patent documents, the following abbreviations are often used:

S/H	Sample and Hold
-----	-----------------

In patent documents, the following words/expressions are often used as synonyms:

- "track and hold" and "sample and hold"

G11C 27/02

Sample-and-hold arrangements ([G11C 27/04](#) takes precedence)

References

Informative references

Attention is drawn to the following places, which may be of interest for search:

Sampling electrical signals, in general	H03K
---	----------------------

G11C 27/04

Shift registers

References

Informative references

Attention is drawn to the following places, which may be of interest for search:

Charge coupled devices per se	H10D 44/40
-------------------------------	----------------------------

G11C 29/00

Checking stores for correct operation {; Subsequent repair}; Testing stores during standby or offline operation

Definition statement

This place covers:

The two main fields Test and Repair of semiconductor memories.

Concerning Test: This group covers test in particular

- after manufacturing including i. e. wafer test and test of packaged memories at manufacturer;

Definition statement

- after shipping to client and being in use when device is in test mode or performs test during power-on, idle or stand-by state, during refresh cycle.

Repair of memories is found below at [G11C 29/70](#)

Relationships with other classification places

[H10](#): Semiconductor fabrication means and methods.

[G06F 11/00](#): Error detection and correction, monitoring of normal operation.

[G06F 12/00](#): Accessing, addressing or allocation within memory systems.

[G01R 31/28](#): Test of electronic circuits.

References

Informative references

Attention is drawn to the following places, which may be of interest for search:

Test of electronic circuits in general	G01R 31/28
Tester hardware in general	G01R 31/319
Error detection and correction in static stores integrated on a chip	G06F 11/1008
Error detection and correction in CAM	G06F 11/1064
Error detection and correction in sector programmable memories, flash disks	G06F 11/1068
Error detection and correction in multilevel memories	G06F 11/1072
Testing of computers during standby	G06F 11/22
Details of memory controllers	G06F 13/1668

Special rules of classification

Invention related features(concerning testing):

- [G11C 29/02](#) Detection of defective auxiliary circuits

e.g. short circuit and cross talking on signal lines, intercell defects, stuck at fault (line permanently to GND or Vcc), refresh counter, fuses, charge pumps

[G11C 29/021](#): in voltage or current generators

[G11C 29/022](#): in I/O circuitry

[G11C 29/023](#) : in clock generator or timing circuitry

[G11C 29/024](#): in decoders

[G11C 29/025](#): in signal lines

[G11C 29/026](#): in sense amplifiers

[G11C 29/027](#): in fuses

[G11C 29/028](#): with adaption or trimming of parameters

- [G11C 29/04](#) Detection of defective memory elements
- e.g. test of individual cells
- [G11C 29/06](#) Acceleration test

e.g. only when stress (high temperature/voltage/clock frequency) is essential feature - EC documents only classified therein from 2007 onwards (IPC class for mostly Korean and Japanese documents relating to accelerated test)

- [G11C 29/08](#) Functional test

e.g. when test is performed by writing/reading/comparing data, includes stress test (high temperature/voltage/clock frequency) when stress is not essential feature; test when something else is measured, i.e. not by write/read/compare in [G11C 29/50](#)

- [G11C 29/10](#) Test algorithms and patterns

e.g. checkerboard pattern

- [G11C 29/12](#) Built-in arrangements used for test

e.g. all for which no particular sub-class exists like error catch memory, word/bit line control, identification means, self refresh logic, interconnection details

[G11C 29/12005](#): comprising voltage or current generators

[G11C 29/1201](#): comprising IO circuitry

[G11C 29/12015](#): comprising clock generation or timing circuitry

- [G11C 29/14](#) Control logic

e.g. test configuration, internal clock generation, provisions for high speed test with low speed tester

- [G11C 29/16](#) Microprogrammed control logic

e.g. state machines, sequencers

- [G11C 29/18](#) Address generation, memory access

e.g. address circuits, scrambling

- [G11C 29/20](#) Using counters, linear feedback shift registers

e.g. linear address generation

- [G11C 29/24](#) Accessing extra cells, dummy, redundant

e.g. test of redundant cells (replacement of defective cells in [G11C 29/70](#))

- [G11C 29/26](#) Accessing multiple arrays

e.g. memories with multiple arrays serially accessed

- [G11C 29/28](#) Dependent multiple arrays, multi bit

e.g. bit line/word line spans over multiple arrays and is in normal mode accessed at once

- [G11C 29/30](#) Accessing single arrays

e.g. test on single array / block

- [G11C 29/32](#) Serial access, Scan testing

e.g. cells connected in series only for test (overlap with [G01R 31/318536](#) scan chain for logic test)

- [G11C 29/34](#) Multiple bits

e.g. bit line/word line testing, more than one bit a time tested in single array, word line and bit line driver, controller, decoder therefor

- [G11C 29/36](#) Data generation devices

e.g. data storage in DUT, inverters, row copy circuits

- [G11C 29/38](#) Response verification devices

e.g. built-in comparators, means to read out test data from memory

- [G11C 29/40](#) Using compression techniques

e.g. by use of LFSR (Linear Feedback Shift Register), EXOR logic circuit

- [G11C 29/42](#) Using parity or error correction devices

e.g. test performed with use of ECC (overlap with [G06F 11/10](#))

- [G11C 29/44](#) Identification or indication of errors

e.g. for repair, keep track on found errors, failure capture (overlap with [G06F 11/20](#))

- [G11C 29/4401](#): for self repair
- [G11C 29/46](#) Test trigger logic

e.g. initiation of test mode, how to avoid entering test mode

- [G11C 29/48](#) Arrangements to allow test with external means

e.g. inside or outside memory, overlap with 12 and 56, test interfaces, test connectors, probes, I/O lines, reducing number of used pads/terminals to tester, external monitoring of test results, access paths, interface to scan chains, JTAG, DMA, external provided clock for test

- [G11C 29/50](#) Other testing methods

e.g. marginal test including current, race, refresh, temperature, timing/delay, signal margin, imprint and fatigue, floating gate transistor test by dielectric layer test, e.g. gate oxide stress test; EEPROM erase/program verify when focus on threshold voltage or current measurement, i.e. at multilevel EEPROM; charge gain/leakage, DRAM data retention time test, trimming circuits

[G11C 29/50004](#): of threshold voltage

[G11C 29/50008](#): of impedance

[G11C 29/50012](#): of timing

[G11C 29/50016](#): of retention

e.g. data retention in DRAM or EEPROM cells

- [G11C 29/52](#) Detection of memory contents errors

e.g. soft errors (i.e. radiation) or when memory content can not be read from outside (content protected), transparent test (modifies contents and restores back to original) EEPROM erase/program verify when 0/1 read (during normal operation [G11C 16/34](#)) when EEPROM cell is not defective but overerased / overprogrammed

- [G11C 29/54](#) Design for test tools

e.g. design of test techniques, simulation, test coverage, error latency (probability)

- [G11C 29/56](#) Tester hardware

e.g. external test machines, external pattern and address generation/scrambling, here only when specific for memories, overlap with [G01R 31/319](#)

[G11C 29/56004](#): pattern generation

[G11C 29/56008](#): error analysis

[G11C 29/56012](#): timing aspects, clock generation, synchronisation

[G11C 29/56](#): tester apparatus features

Additional (not directly invention) related features:

- [G11C 2029/0401](#) Test of embedded memories
- [G11C 2029/0403](#) Test during or with feedback to manufacture

e.g. when test result is feedback into manufacturing process

- [G11C 2029/0405](#) Test circuit comprising complete loop

e.g. document discloses all essential elements off test loop from data generation via DUT to data comparison

- [G11C 2029/0407](#) Power on test
- [G11C 2029/0409](#) Online test

e.g. test is performed when memory operates in user application, either in idle state or by monitoring, leading to repair in case of failure

- [G11C 2029/0411](#) Online error detection and correction

Document relates to error correction (only) in normal operation:

- [G11C 2029/1208](#) BIST with word line control
- [G11C 2029/1204](#) BIST with bit line control
- [G11C 2029/1206](#) Location of test circuitry on chip / wafer
- [G11C 2029/1208](#) BIST with error catch memory
- [G11C 2029/1802](#) Test of address decoder
- [G11C 2029/1804](#) Test with manipulation of data or word size
- [G11C 2029/1806](#) Test with address conversion/mapping

e.g. translation of logical address to physical address

- [G11C 2029/2602](#) Concurrent test

e.g. parallel / simultaneous test of multiple word lines / blocks / arrays / devices / modules

- [G11C 2029/3202](#) BIST comprising scan chain
- [G11C 2029/3602](#) BIST comprising pattern generator
- [G11C 2029/4002](#) Comparison of products

e.g. comparison of test results of identical chips or with golden chip; or looping test result through a plurality of chips / modules

- [G11C 2029/4402](#) Internal storage of test result related data

e.g. repair information, chip identification, quality data

- [G11C 2029/5002](#) Test of characteristic

e.g. physical values not covered elsewhere

- [G11C 2029/5004](#) Test of voltage
- [G11C 2029/5006](#) Test of current
- [G11C 2029/5602](#) Tester interface to DUT

e.g. for timing, voltage, multiplexing of test channels

- [G11C 2029/5604](#) Tester with display of error information

e.g. as failure bit map

- [G11C 2029/5606](#) Tester comprising error catch memory

e.g. raw data collection and management

Glossary of terms

In this place, the following terms or expressions are used with the meaning indicated:

Scrubbing	Background test
Automatic test machine	External tester

Monitoring	Observation of normal operation
Scrambling, mapping	Translation of a logic address in a physical address or vice versa

Synonyms and Keywords

In patent documents, the following abbreviations are often used:

ATM	Automatic Test Machine
BISR	Built-In Self-Repair
BIST	Built-In Self-Test
DUT, CUT	Device / Cell Under Test
IDDQ-test	direct current test
ECC	Error Correction Code
LFSR	Linear Feedback Shift Register

G11C 29/006

{at wafer scale level, i.e. wafer scale integration [WSI]}

References

Informative references

Attention is drawn to the following places, which may be of interest for search:

For test and configuration during manufacture	H10P 74/00
---	----------------------------

G11C 29/48

Arrangements in static stores specially adapted for testing by means external to the store, e.g. using direct memory access [DMA] or using auxiliary access paths

References

Informative references

Attention is drawn to the following places, which may be of interest for search:

External testing equipment	G11C 29/56
----------------------------	----------------------------

G11C 29/70

{Masking faults in memories by using spares or by reconfiguring}

Definition statement

This place covers:

Repairing defective memory devices by using redundant (spare) elements; repairing defective memory devices by reconfiguring the address space (this implies a reduced memory capacity compared with a non-defective device); algorithms for effecting such repairs.

Techniques used for redundancy in this kind of applications are always very similar and almost all of them involve sector mapping, counting of read/erase operations, wear-out detection, etc. Many of these documents include lower level features related to flash memories (flash).

Special rules of classification

See also [G11C 16/349](#) for wear-out detection; [G11C 29/88](#) for 'hard wired' reconfiguration.

G11C 29/78

{using programmable devices}

Definition statement

This place covers:

Could include disconnecting faulty elements.

G11C 29/783

{with refresh of replacement cells, e.g. in DRAMs}

Definition statement

This place covers:

In DRAMS, how to refresh the redundant lines which are substituting faulty lines.

G11C 29/785

{with redundancy programming schemes}

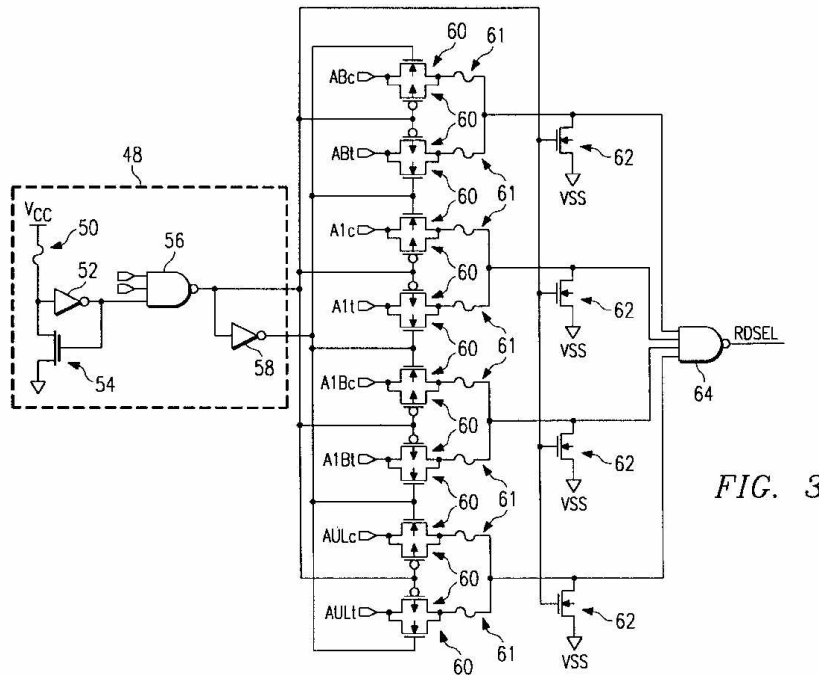
Definition statement

This place covers:

Fuse related issues; most of these documents have descriptions at transistor level, explaining how the fuse circuits are built or how they are included in the redundancy decoding elements.

G11C 29/787**{using a fuse hierarchy}****Definition statement***This place covers:*

In this case, a master fuse can be used to decide whether a redundant line or decoder is in use. This allows to save time when programming the fuses. See EP646866, fig.3 (reference 50).

**FIG. 3****References****Informative references**

Attention is drawn to the following places, which may be of interest for search:

Memories using fuses in general	G11C 17/16
---------------------------------	----------------------------

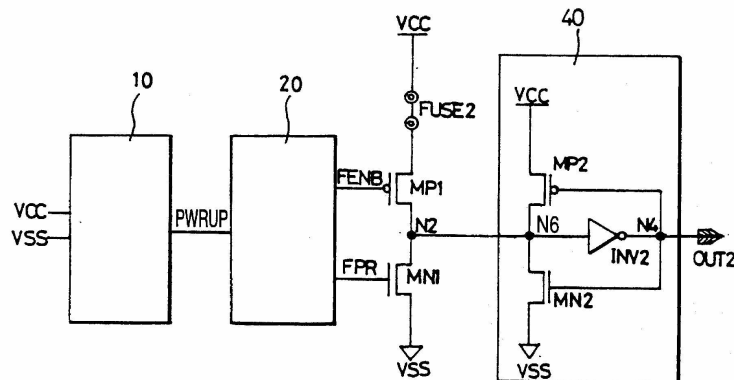
G11C 29/789

{using non-volatile cells or latches}

Definition statement

This place covers:

In these documents, the "fuse" is not a fuse as such, but rather a non-volatile memory cell or a combination of a fuse with a latch to retain its status (i.e. the fuse is only read at power up to reduce stress thereon). See US5619469, fig2.



References

Informative references

Attention is drawn to the following places, which may be of interest for search:

Erasable programmable memory cells in general	G11C 16/00
---	----------------------------

G11C 29/80

{with improved layout}

Definition statement

This place covers:

Under this group, techniques which tend to reduce real estate by several means. When the document is a pure layout description - i.e. without a clear functionality other than a "new layout" - it is included in this 'head group'. It should be clear that there is a clear "layout" approach in the description and figures.

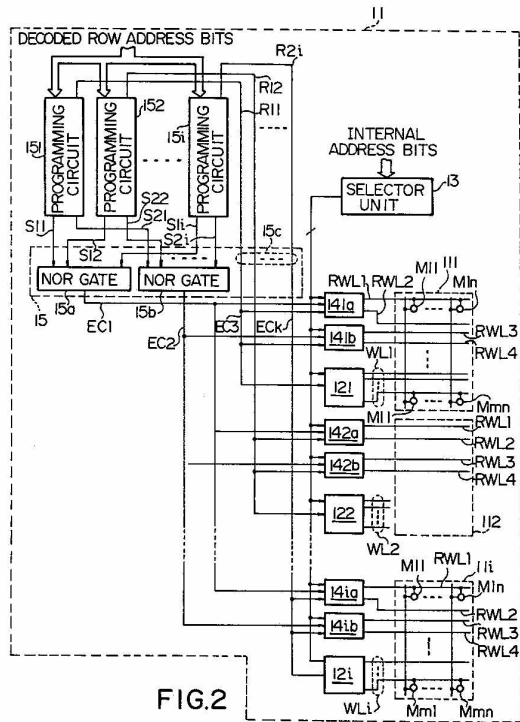
G11C 29/802

{by encoding redundancy signals}

Definition statement

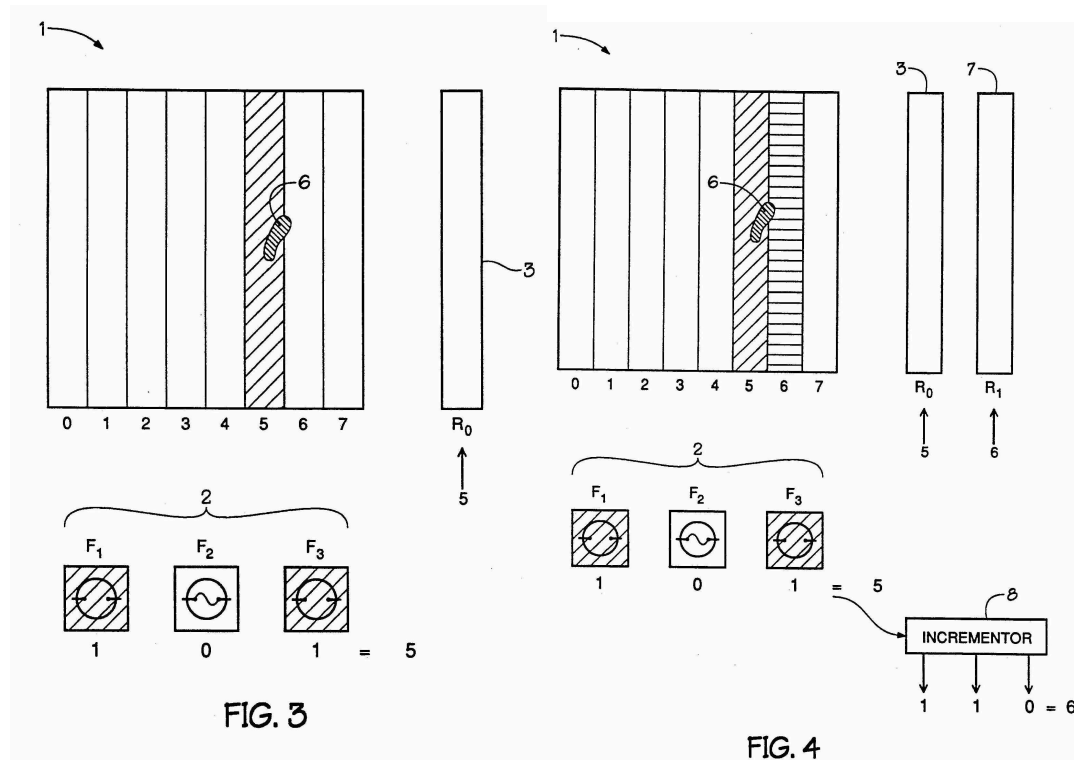
This place covers:

Transmission of faulty/redundant addresses between the fuse boxes and the final decoders is done by encoding: For $2n$ redundant lines only n lines have to be routed. See EP496282, fig.2.



G11C 29/804**{to prevent clustered faults}****Definition statement***This place covers:*

Faults which involve several (adjacent) lines can be solved in a simplified way, 'simplified' implying using a reduced amount of coding or storage for the defect. These kind of faults are very frequent due to impurities of a big size. See US5281868, fig. 3,4.



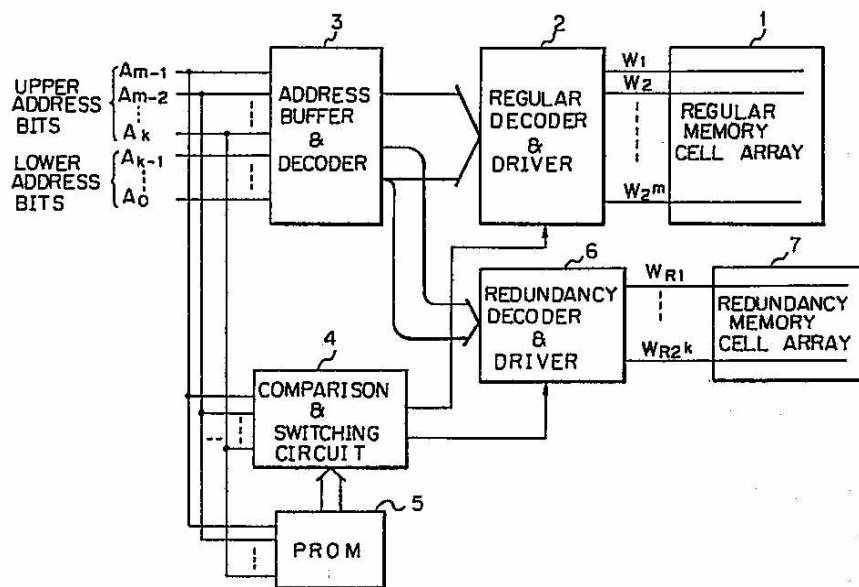
G11C 29/806

{by reducing size of decoders}

Definition statement

This place covers:

Solutions that might have a lower redundancy efficiency (e.g. lines can only be replaced in sets of four, regardless of the fault) but allows to have fewer and/or smaller comparators. See EP239196, fig 3.



G11C 29/808

{using a flexible replacement scheme}

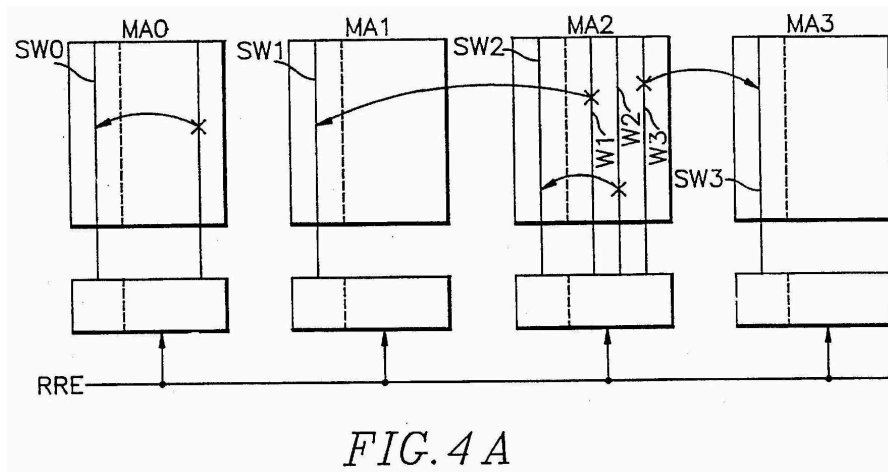
Definition statement

This place covers:

All kinds of solutions in which different combinations of faulty/redundant replacement are possible to allow for a higher level of repair with a lower number of spares. For instance, when redundant lines in

Definition statement

a block can be used to substitute faulty lines in any other block, or when the same redundant line can be used for row or column repair, etc. See US5469388 fig 4A.

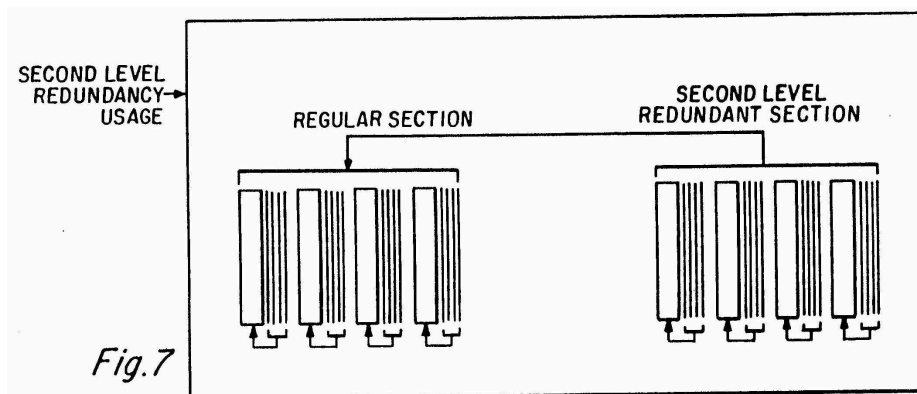
**G11C 29/81**

{using a hierarchical redundancy scheme}

Definition statement

This place covers:

Faults are solved in a hierarchical way. For instance: lines are replaced with redundant lines in a given block or, if not possible, then the complete block is repaired with a redundant block as a whole unit, etc. See US5295101, fig. 7.

**G11C 29/812**

{using a reduced amount of fuses}

Definition statement

This place covers:

The amount of real estate occupied by fuses is lower.

G11C 29/814**{for optimized yield}****Definition statement***This place covers:*

The layout is done in such a way that a certain cost function associated with the yield is optimized. A lot of NPL and thesis-like stuff. See XP237814.

G11C 29/816**{for an application-specific layout}****Definition statement***This place covers:*

Certain applications (ROMs, synchronous memories, cache memories) demand redundancy solutions which are very related to the nature of the application itself and therefore more likely to be relevant in an application-oriented context.

G11C 29/818**{for dual-port memories}****Definition statement***This place covers:*

For the case of Dual port RAMs, video memories and the like.

G11C 29/82**{for EEPROMs}****Definition statement***This place covers:*

These redundancy solutions are usually taking into account the block erase operations as well as the aging of EEPROM cells due to program/erase. Many of these documents are also classified with the solid state disks solutions ([G11C 29/765](#)). Normally documents put in this group work at a lower level (i.e. row/columns in a block, rather than sector mapping level).

G11C 29/822**{for read only memories}****Definition statement***This place covers:*

Redundancy solutions for Mask ROMs which have specific layouts.

G11C 29/824**{for synchronous memories}****Definition statement***This place covers:*

Same as above for the case of synchronous memories. Timing (synchronicity) requirements as well as the specific (i.e. sequential) nature of read/write operations are linked to some redundancy requirements.

G11C 29/83**{with reduced power consumption}****Definition statement***This place covers:*

Most of the solutions for this problem are related to the avoidance of DC faults.

G11C 29/832**{with disconnection of faulty elements}****Definition statement***This place covers:*

A common way to reduce power consumption in these cases.

G11C 29/835**{with roll call arrangements for redundant substitutions}****Definition statement***This place covers:*

Roll call circuits to identify redundancy substitutions.

G11C 29/838**{with substitution of defective spares}****Definition statement***This place covers:*

Solving the problem of a faulty spare element which must be disabled for redundant substitution.

G11C 29/84**{with improved access time or stability}****Definition statement***This place covers:*

In this group, solutions which propose to eliminate or reduce the difference in speed between a non-faulty and a faulty line selection. Many of these documents are actually addressing stability problems

Definition statement

(e.g. obtain a reliable voltage level before sampling fuse values) employing similar solutions such as ATDs.

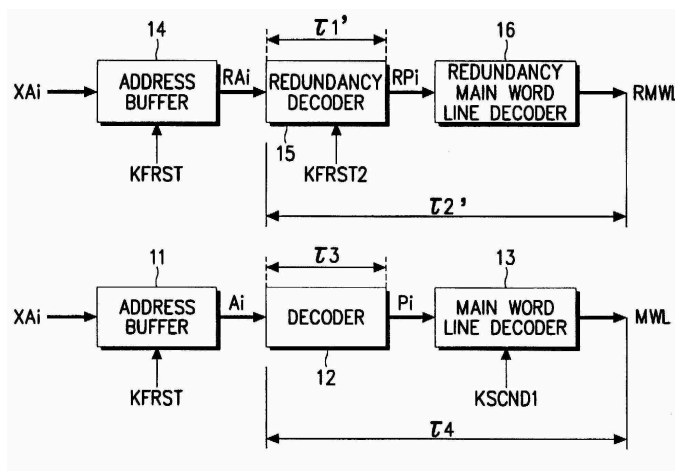
G11C 29/842

{by introducing a delay in a signal path}

Definition statement

This place covers:

The trick here usually is to insert a delay element in the faster path to make sure both paths (normal and redundant) are equally slow. This delay element usually consists of slower transistors in the path or a chain of inverters. See US5777931, fig.5.

**G11C 29/844**

{by splitting the decoders in stages}

Definition statement

This place covers:

A normal/redundant selection signal is already obtained at a predecoding stage which allows to start some kind of preselection. See US5550776, fig.4.

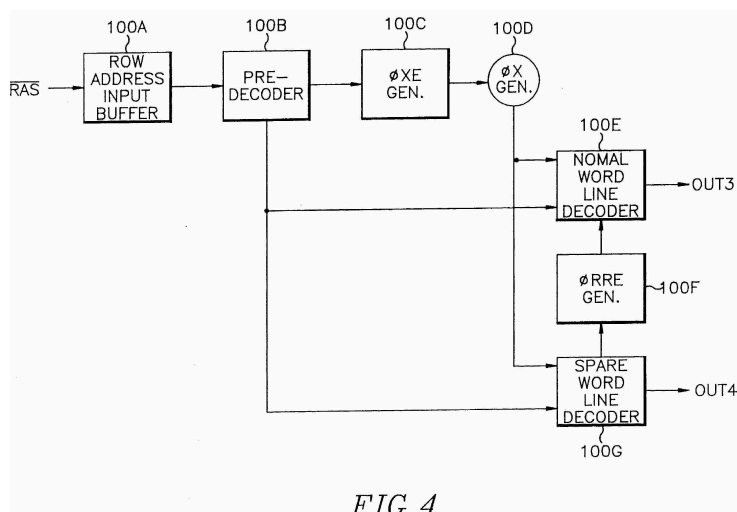
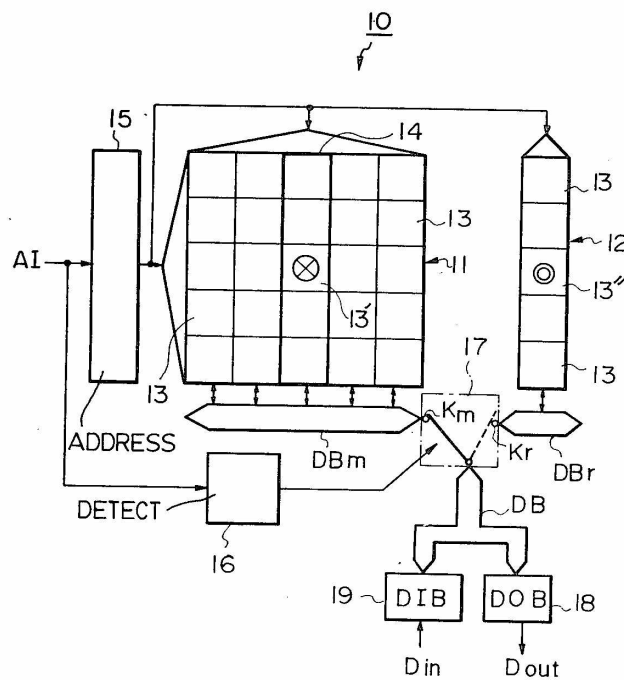


FIG. 4

G11C 29/846**{by choosing redundant lines at an output stage}****Definition statement***This place covers:*

Usually the case with column redundancy: Addresses are input simultaneously to faulty and normal column decoders and only at the output (usually by means of a multiplexer) it is decided whether a redundant replacement is pertinent. See US4473895, fig.1.



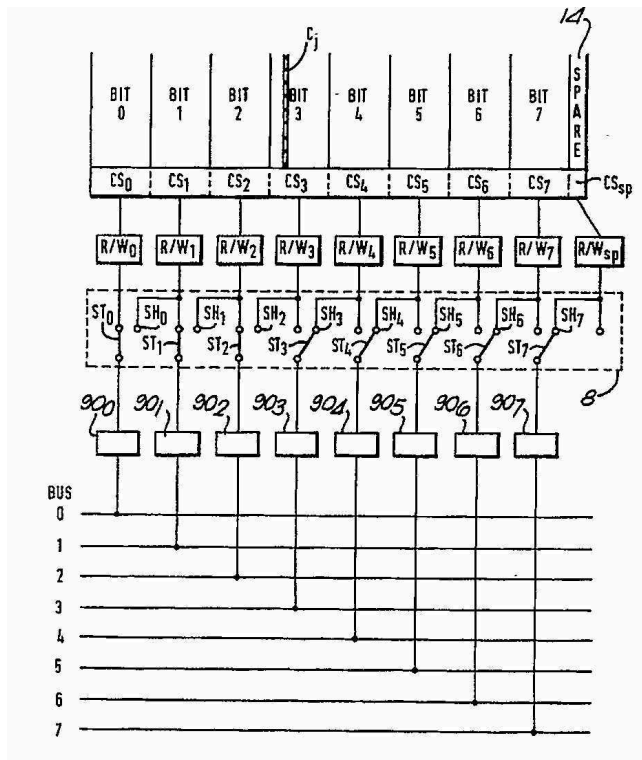
G11C 29/848

{by adjacent switching}

Definition statement

This place covers:

Columns are shifted one or more position skipping the faulty one(s). There are redundant columns at the end of the chain. See EP434200, fig. 4.



G11C 29/88

{with partially good memories}

Definition statement

This place covers:

Partially good memories, degraded memories.

Synonyms and Keywords

In patent documents, the following abbreviations are often used:

DEP	Defective end product; (now G11C 29/883)
CDEP	Combining defective end product. (now G11C 29/886)

G11C 2207/16**Solid state audio****References****Informative references**

Attention is drawn to the following places, which may be of interest for search:

Sound input for transferring data to be processed into a form capable of being handled by computer; Sound output for transferring data from processing unit to output unit	G06F 3/16
Information storage based on relative movement between record carrier and transducer	G11B

G11C 2207/2209**Concurrent read and write****References****Informative references**

Attention is drawn to the following places, which may be of interest for search:

Input/output data interface arrangements for multiport memories each having random access ports and serial ports	G11C 7/1075
--	-----------------------------

G11C 2207/2281**Timing of a read operation****References****Informative references**

Attention is drawn to the following places, which may be of interest for search:

Sense amplifiers; Associated circuits	G11C 7/06
---------------------------------------	---------------------------

G11C 2207/229**Timing of a write operation****References****Informative references**

Attention is drawn to the following places, which may be of interest for search:

Sense amplifiers; Associated circuits	G11C 7/06
---------------------------------------	---------------------------

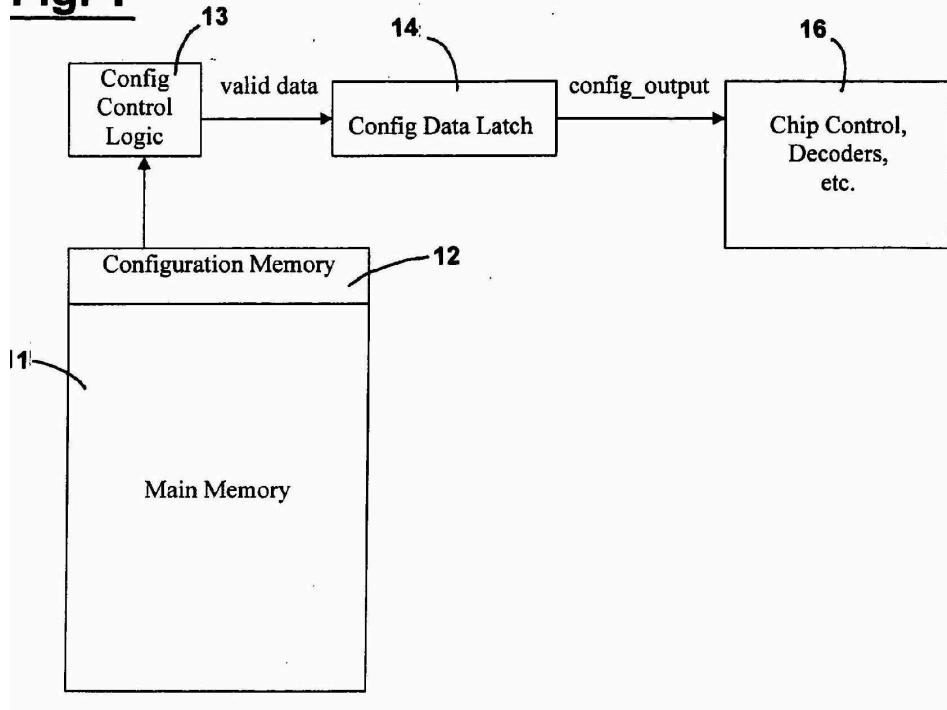
G11C 2229/723

Redundancy information stored in a part of the memory core to be repaired

Definition statement

This place covers:

See US2006190762 (figure 1 - shown), US2009067276.

Fig. 1

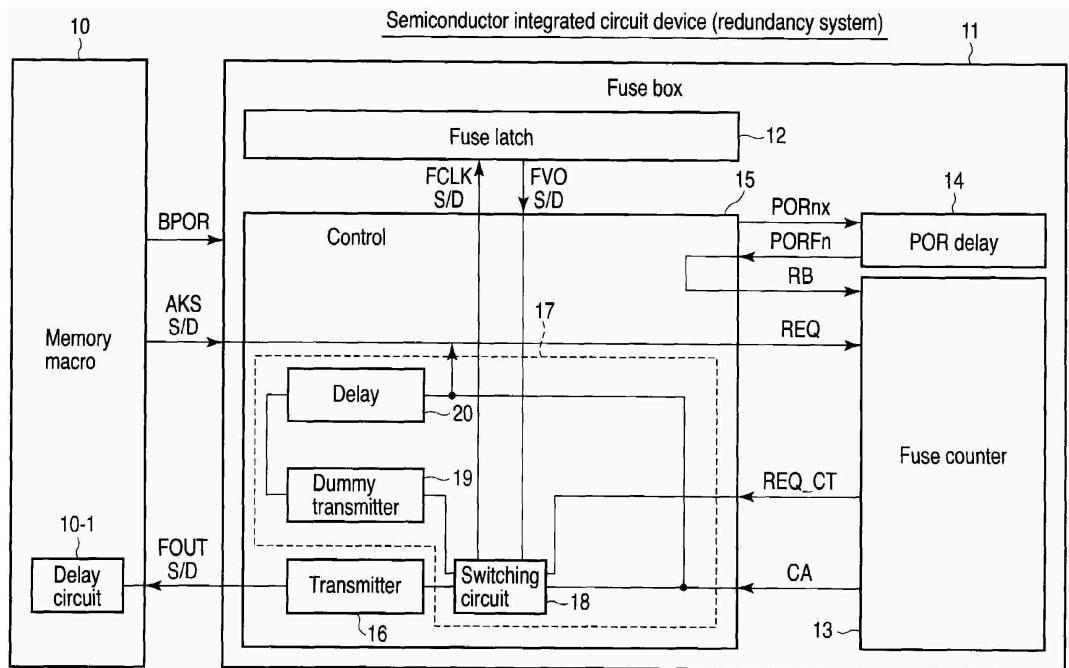
G11C 2229/726

Redundancy information loaded from the outside into the memory

Definition statement

This place covers:

See US2008307251 (fig.1), US2009072886 (fig.1 - shown).



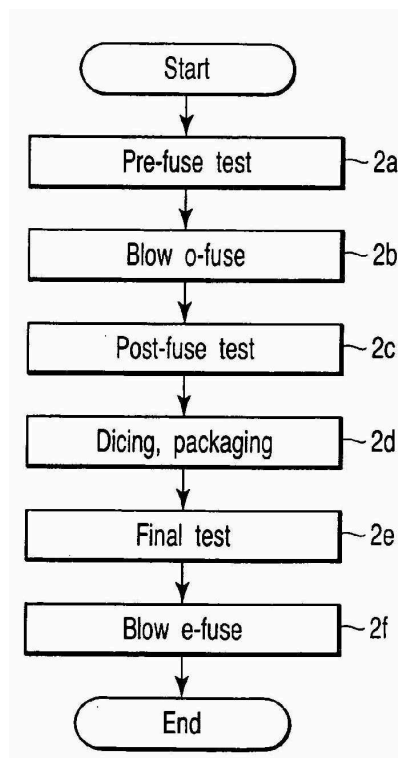
G11C 2229/746

Before packaging

Definition statement

This place covers:

See US2006221729, figure 2.



G11C 2229/766

Laser fuses

Definition statement

This place covers:

See US2008180983 (figure 2), US2006221729 (figure 3).

