

## A61K

**PREPARATIONS FOR MEDICAL, DENTAL OR TOILETRY PURPOSES (devices or methods specially adapted for bringing pharmaceutical products into particular physical or administering forms [A61J 3/00](#); chemical aspects of, or use of materials for deodorisation of air, for disinfection or sterilisation, or for bandages, dressings, absorbent pads or surgical articles [A61L](#); soap compositions [C11D](#))**

### Definition statement

*This place covers:*

Compositions which are:

Used as preparations for dentistry, e.g. for artificial teeth, for filling or for capping teeth, or for taking dental impressions.

Used for cosmetic purposes for treating the skin, hair, nails, teeth or oral cavity with a view to cleaning them, changing their appearance, correcting body odours, protecting them or keeping them in good condition.

Used for medicinal purposes, e.g. drugs, biological compositions, when they are capable of:

- preventing, alleviating, treating or curing abnormal or pathological conditions of the living body by such means as destroying a parasitic organism or limiting the effect of the disease or abnormality by chemically altering the physiology of the host or parasite;
- maintaining, increasing, decreasing, limiting or destroying a physiological body function, e.g. vitamin compositions, sex sterilants, fertility inhibitors, growth promoters or the like;
- diagnosing a physiological condition or state by an in vivo test, e.g. X-ray contrast or skin patch test compositions.

Processes:

- of preparing these compositions;
- of using these compositions or single compounds for medical, dental or toiletry purposes.

### Relationships with other classification places

Subclass [A01N](#) covers the preservation of bodies of humans or animals or plants or parts thereof; biocides, e.g. as disinfectants, as pesticides or as herbicides. The distinction between classification in subclass [A61K](#) and subclass [A01N](#) is probably best envisaged in terms of the purpose. Subject-matter classified in subclass [A61K](#) imparts a direct benefit to the organism to which it is administered, e.g. curative. Subject-matter classified in subclass [A01N](#) on the other hand has no benefit to the target organism even though there may well be a secondary benefit to another organism, e.g. pesticides in crop protection.

Compounds per se are classified in classes [C01](#), [C07](#) or [C08](#).

Subclass [C08K](#) covers the use of substances as compounding ingredients.

Compositions per se containing polymers are classified in subclass [C08L](#).

Microorganisms per se are classified in subclass [C12N](#).

### Multiple classification

The therapeutic activity of medicinal preparations is further classified in subclass [A61P](#).

The use of cosmetics or similar toiletry preparations is further classified in subclass [A61Q](#).

## References

### Limiting references

*This place does not cover:*

Devices or methods specially adapted for bringing pharmaceutical products into particular physical or administering forms	<a href="#">A61J 3/00</a>
Disinfection, sterilisation or deodorisation of air; Chemical aspects or use of materials for bandages, dressings, absorbent pads or surgical articles	<a href="#">A61L</a>
Detergent compositions	<a href="#">C11D</a>

### Informative references

*Attention is drawn to the following places, which may be of interest for search:*

Sex sterilants for invertebrates per se	<a href="#">A01N</a>
Biocides, pest repellents or attractants per se	<a href="#">A01N 25/00</a>
Wigs	<a href="#">A41G 3/00</a>
Hair pieces, inserts, rolls, pads or the like	<a href="#">A41G 5/00</a>
Processes of waving, straightening or curling hair	<a href="#">A45D 7/00</a>
Artificial nails per se	<a href="#">A45D 31/00</a>
Containers or accessories specially adapted for handling toiletry or cosmetic substances	<a href="#">A45D 34/00</a>
Diagnosis; Surgery; Identification	<a href="#">A61B</a>
Dentistry	<a href="#">A61C</a>
Electrotherapy; Magnetotherapy; Radiation therapy; Ultrasound therapy	<a href="#">A61N</a>
Mixing, e.g. dissolving, emulsifying or dispersing	<a href="#">B01F</a>
Essential oils; Perfumes	<a href="#">C11B 9/00</a>
Measuring or testing processes involving enzymes or microorganisms; Compositions or test papers therefore; Processes of preparing such compositions; Condition-responsive control in microbiological or enzymological processes	<a href="#">C12Q</a>
Investigating or analysing materials by determining their chemical or physical properties	<a href="#">G01N</a>

## Special rules of classification

Looping references between [A61L](#) and [A61K](#) have been identified. CPC will be updated/corrected once this inconsistency is resolved in IPC. The current classification practice in CPC is as follows: Both [A61L](#) and [A61K](#) will be considered as informative reference (classification in both subclasses is done when needed).

Attention is drawn to the definitions of the groups of chemical elements following the title of section [C](#).

In this subclass, with the exception of group [A61K 8/00](#), in the absence of an indication to the contrary, classification is made in the last appropriate place.

Attention is drawn to the Notes in class [C07](#), for example, the Notes following the title of the subclass [C07D](#), setting forth the rules for classifying organic compounds in that class, which rules are also applicable, if not otherwise indicated, to the classification of organic compounds of subclass [A61K](#).

A composition, i.e. a mixture of two or more ingredients, is classified in the last of groups [A61K 31/00](#) - [A61K 47/00](#) that provides for at least one of these ingredients.

Any part of a composition which is not identified by classification according to the last appropriate place of an active ingredient, which itself is determined to be novel and non-obvious, must also be classified. The part can be either a single ingredient or a composition in itself.

Any part of a composition which is not identified by the classification according to the last appropriate place, which is considered to represent information of interest for search, may also be classified. This can for example be the case when it is considered of interest to enable searching of compositions using a combination of classification symbols. Such non-obligatory classification should be given as "additional information".

## A61K 6/00

### Preparations for dentistry

#### Definition statement

*This place covers:*

Chemical compositions:

- for temporarily or permanently fixing teeth
- for artificial teeth
- for filling or capping teeth
- for dental root treatment
- for taking dental impressions

#### Relationships with other classification places

Apparatus, devices and methods per se for the application of the dental compositions are classified in the subclasses corresponding to their general function, e.g. impression cups or impression trays ([A61C 9/00](#) or [A61C 9/0006](#)); impression methods ([A61C 9/00](#)); computer assisted-sizing ([A61C 13/0004](#)).

Chemical compounds/compositions per se without claimed use as dental composition are to be primarily classified in the subclasses corresponding to their chemical features (e.g. [C07C](#), [C07D](#), [C08L](#), [C04B](#), etc.), with a secondary classification in [A61K 6/00](#) if the use in a dental treatment is further claimed.

[A61K 6/90](#) covers dental compositions for taking dental impressions. However analysis and determination, detecting (2D or 3D) by using computer imaging methods are classified [G06T 19/00](#).

Images-producing devices are classified in [A61B 90/00](#).

Surgical adhesives or cements are classified in [A61L 24/00](#) and ionomer cements, e.g. glass-ionomer cements are classified [A61L 24/12](#).

#### References

##### Informative references

*Attention is drawn to the following places, which may be of interest for search:*

Preparations for care of the teeth, of the oral cavity or of dentures	<a href="#">A61K 8/00</a> , <a href="#">A61Q 11/00</a>
Dentistry	<a href="#">A61C</a>
Dental machines for boring or cutting	<a href="#">A61C 1/00</a>
Dental tools or instruments	<a href="#">A61C 3/00</a>

Filling or capping teeth	<a href="#">A61C 5/00</a>
Orthodontics, e.g. brackets, arch wires, etc.	<a href="#">A61C 7/00</a>
Dental implants, e.g. means to be fixed to the jawbone	<a href="#">A61C 8/00</a>
Means to be fixed to the jawbone for consolidating natural teeth or for fixing dental prostheses thereon characterised by the material or composition, e.g. ceramics, surface layer, or metal alloy	<a href="#">A61C 8/0012</a>
Impression cups, impression methods	<a href="#">A61C 9/00</a>
Dental prostheses	<a href="#">A61C 13/00</a>
Computer-assisted sizing	<a href="#">A61C 13/0004</a>
Tools for fastening artificial teeth	<a href="#">A61C 13/12</a>
Fastening dental prostheses in the mouth using adhesive foils or adhesive compositions	<a href="#">A61C 13/225</a>
Fastening of peg-teeth in the mouth	<a href="#">A61C 13/30</a>
Cements	<a href="#">C04B</a>
Acyclic or carbocyclic compounds	<a href="#">C07C</a>
Heterocyclic compounds	<a href="#">C07D</a>
Inorganic or non-macromolecular organic substances as compounding ingredients	<a href="#">C08K</a>
Resins compositions	<a href="#">C08L</a>
Alloys	<a href="#">C22C</a>

### Special rules of classification

In the following groups the focus is on the intended use; the subgroups within a class are used to index further characteristics of the composition:

[A61K 6/30](#): for temporarily or permanently fixing teeth

[A61K 6/40](#): as primers

[A61K 6/50](#): for dental root treatment

[A61K 6/80](#): for artificial teeth, for filling or capping teeth

[A61K 6/90](#): for taking dental impressions

The following groups are used as an indexing scheme to classify further features of the chemical composition:

[A61K 6/15](#): characterised by physical properties

[A61K 6/60](#) and [A61K 6/70](#): characterised by the additives

[A61K 6/802](#): use of ceramics

[A61K 6/84](#): use of metals or alloys

[A61K 6/849](#): use of inorganic cements

[A61K 6/884](#): use of natural or synthetic resins

In groups [A61K 6/30-A61K 6/58](#) and [A61K 6/887-A61K 6/90](#) the use of specific polymers is indicated by addition of classification symbols of the subclass [C08L](#), creating the correspondent Combination-set, e.g. compositions for taking dental impressions containing alginates are classified in ([A61K 6/90](#), [C08L 5/04](#)).

#### **Further details of subgroups**

##### [A61K 6/887](#):

Polymers obtained by reactions only involving carbon to carbon unsaturated bonds are classified in [A61K 6/887](#) in combination with the [C08L](#) subclass identifying the specific monomer; if only the general polymerisation mechanism is characterising, and not a specific monomer, documents are to be classified in [A61K 6/887](#) without combination subclass.

##### [A61K 6/889](#):

In the special case of glass ionomer cements, documents are to be classified in the groups [A61K 6/889](#) (Polycarboxylate cements).

A glass ionomer cement is a dental cement mixture ( $\text{CaF}_2\text{-Al}_2\text{O}_3\text{-SiO}_2$  + polycarboxylate) of low strength and toughness produced by mixing a powder prepared from a calcium aluminosilicate glass and a liquid prepared from an aqueous solution of polycarboxylates.

##### [A61K 6/891](#):

Polymers obtained otherwise than by reactions only involving carbon to carbon unsaturated bonds are classified in [A61K 6/891](#) in combination with the [C08L](#) subclass identifying the specific polymer; if a variety of polymers is mentioned, no particular type of polymer being characterising, documents are to be classified in [A61K 6/891](#) without combination subclass.

In the special cases of polyurethanes ([A61K 6/893](#)), polyorganosilicon compounds ([A61K 6/896](#)), polysaccharides ([A61K 6/898](#)) documents are to be classified also in said groups.

## **A61K 6/15**

### **Compositions characterised by their physical properties**

#### **Definition statement**

*This place covers:*

Compositions characterised by physical properties and physical parameters in general. For example, a composition of a semi-crystalline resin and nanocluster with the physical property of being self-supporting. Furthermore the self-supporting structure has sufficient malleability to be reformed into a second shape, preferably at a temperature of about 15°C to 38°C, more preferably at a temperature of about 20°C to 38°C etc.

#### **References**

##### **Informative references**

*Attention is drawn to the following places, which may be of interest for search:*

Image-producing devices	<a href="#">A61B 90/36</a>
Acyclic or carbocyclic compounds	<a href="#">C07C</a>
Heterocyclic compounds	<a href="#">C07D</a>
Manipulating 3D models or images for computer graphics	<a href="#">G06T 19/00</a>

## Special rules of classification

Documents are classified in [A61K 6/15](#) only if the characterising physical property is other than:

- refractive index ([A61K 6/16](#))
- particle size ([A61K 6/17](#))
- retraction ([A61K 6/18](#): compositions causing retraction are able to widen the sulcus, for making dental impressions or removing teeth)
- self-expansion ([A61K 6/19](#): compositions having self-expanding properties are able to overcome the effect of polymeric shrinkage)

## A61K 6/20

### Protective coatings for natural or artificial teeth, e.g. sealings, dye coatings or varnish

#### Definition statement

*This place covers:*

Protective coatings for natural or artificial teeth such as anti-abrasive coatings or remineralization coatings with particles, dye coatings for natural appearance, and temporary acid-resistant coatings during treatment as well as varnishes.

## A61K 6/25

### Compositions for detecting or measuring, e.g. of irregularities on natural or artificial teeth

#### Definition statement

*This place covers:*

Material used for assessing if the surface of a tooth is regular or not, for instance by determining the surface contact points.

## A61K 6/30

### Compositions for temporarily or permanently fixing teeth or palates, e.g. primers for dental adhesives

#### Definition statement

*This place covers:*

Chemical compositions for temporarily or permanently fixing teeth, palates or the like. For example, dental adhesives and primers for dental adhesives.

## Relationships with other classification places

Surgical adhesive or cements are classified in [A61L 24/00](#).

## References

### Informative references

*Attention is drawn to the following places, which may be of interest for search:*

Preparations for care of the teeth, of the oral cavity or of dentures	<a href="#">A61Q 11/00</a>
---	----------------------------

### Special rules of classification

If the type of polymer is characterized as an adhesive, the polymer should be classified in combination with the appropriate [C08L](#) subclass for specifying the kind of polymer. For example, using hydroxy cellulose as adhesive: Combination-set ([A61K 6/35](#), [C08L 1/02](#)). The specific use of stabilising dentures in the mouth are to be classified in [A61K 6/35](#).

## A61K 6/40

### Primers (for dental adhesives [A61K 6/30](#))

#### Definition statement

*This place covers:*

Primer compositions used before applying a further material or layer thereon.

A primer is a chemical composition for modifying and pre-treatment of (dental) surfaces, resulting in a preparatory surface modification on materials before further treatment, ensuring better adhesion, but not to be confused with dental adhesives, which are classified in [A61K 6/30](#).

#### References

##### Limiting references

*This place does not cover:*

Chemical means for temporarily or permanently fixing teeth, palates or the like, including adhesive primers	<a href="#">A61K 6/30</a>
---	---------------------------

### Special rules of classification

Primers are to be classified in combination with the appropriate [C08L](#) subclass for specifying the kind of polymer, e.g. a primer composition based on homopolymers or copolymers of methyl methacrylate: Combination-set ([A61K 6/40](#), [C08L 33/12](#)); if the kind of polymer is not characterizing, they are to be classified in the group [A61K 6/40](#).

## A61K 6/50

### Preparations specially adapted for dental root treatment

#### Definition statement

*This place covers:*

Chemical compositions for the treatment of the root canal:

- for cleaning or disinfecting
- for filling or sealing
- for apical treatment
- and in combination with dental implants

### Special rules of classification

Documents are to be classified in the group [A61K 6/50](#) only if the type of dental root treatment is other than:

Cleaning, Disinfecting ([A61K 6/52](#)),

Filling, Sealing ([A61K 6/54](#)),

Apical treatment ([A61K 6/56](#)),

Dental root treatment in combination with dental implants ([A61K 6/58](#)).

## **A61K 6/60**

**comprising organic or organo-metallic additives**

### **Definition statement**

*This place covers:*

Chemical compositions for dental treatment characterised by the presence of organic or organo-metallic additives.

### **Special rules of classification**

According to their function, the additives are to be classified in the subgroups as:

initiators:

- if cationic, anionic or redox: [A61K 6/61](#)
- if photochemical: [A61K 6/62](#)
- if thermal: [A61K 6/64](#)
- if photochromic: [A61K 6/66](#)
- if thermochromic [A61K 6/68](#)

dyes ([A61K 6/65](#)):

medicaments or drugs ([A61K 6/69](#))

## **A61K 6/70**

**comprising inorganic additives**

### **Definition statement**

*This place covers:*

Chemical compositions for dental treatment characterised by the presence of inorganic additives.

### **Special rules of classification**

According to their function, the additives are to be classified in the subgroups as:

- fillers ([A61K 6/71](#)), further subdivided according to their chemical features in the subgroups [A61K 6/72](#) - [A61K 6/77](#)
- pigments ([A61K 6/78](#))
- Initiators ([A61K 6/79](#))

## **A61K 6/80**

**Preparations for artificial teeth, for filling teeth or for capping teeth**

### **Definition statement**

*This place covers:*

Chemical compositions for artificial teeth, for filling or for capping teeth with respect to e.g. crowns, inlays, onlays, and filling material based on polymeric, metallic, ceramic, cement and composite materials.



## Special rules of classification

Documents are to be classified in the group [A61K 6/80](#) only if no more appropriate class can be found according to the material used:

- Ceramics ([A61K 6/802](#)), further subdivided into different kinds of ceramics; based on the main metal used, documents are to be classified in the subgroups [A61K 6/804](#) - [A61K 6/827](#).
- Cermets (Ceramics-Metal) composites ([A61K 6/829](#)).
- Materials comprising non-metallic elements or compounds thereof ([A61K 6/831](#)), further subdivided into: glass-ceramic composites ([A61K 6/833](#)); glasses ([A61K 6/836](#)); phosphorus compounds, e.g. apatite ([A61K 6/838](#)).
- Metals or alloys ([A61K 6/84](#)), further subdivided into: rare earth metals ([A61K 6/842](#)); noble metals ([A61K 6/844](#)), amalgams ([A61K 6/847](#)).
- Inorganic cements ([A61K 6/849](#)); based on the chemical features of the cement, documents are to be classified in subgroups [A61K 6/851](#) - [A61K 6/882](#).
- Natural or synthetic resins ([A61K 6/884](#)).

Specific resins are to be classified in the appropriate class ([A61K 6/887](#) or [A61K 6/891](#), see below) in combination with a [C08L](#) class for specifying the kind of polymer; only if the resin used is very general, documents are to be classified in the main group [A61K 6/884](#).

## A61K 6/90

### Compositions for taking dental impressions

#### Definition statement

*This place covers:*

Chemical compositions for taking dental impressions.

#### References

##### Informative references

*Attention is drawn to the following places, which may be of interest for search:*

Image-producing devices	<a href="#">A61B 90/36</a>
Impression methods	<a href="#">A61C 9/00</a>
Impression cups or impression trays	<a href="#">A61C 9/0006</a>
Analysis and determination, detecting (2D or 3D) - computer assisted-sizing	<a href="#">A61C 13/0004</a>

## Special rules of classification

The specific chemical compositions for taking dental impressions are to be classified in combination with the appropriate [C08L](#) subclass for specifying the kind of polymer, e.g. containing alginates are classified in Combination set ([A61K 6/90](#), [C08L 5/04](#)); for general polymer compositions, documents are to be classified in the main group [A61K 6/90](#).

## A61K 8/00

### Cosmetics or similar toiletry preparations

#### Definition statement

*This place covers:*

Compositions for making-up the skin e.g. lipsticks, rouge, mascara, foundation or preparations for removing make-up, manicure and pedicure preparations e.g. nail polish and nail coating remover, hair care preparations e.g. Shampoo, preparations for permanent waving or straightening, bleaching, dying or conditioning the hair, preparations for affecting hair growth e.g. treatment of hair loss or for slowing hair grow, Preparations for removing hair e.g. shaving and depilatory preparations, oral care preparations e.g. dentifrices, formulations for perfume preparations, Anti-perspirants or body deodorant, barrier preparations e.g. insect repellents or sunscreens, preparations for care of the skin e.g. whitening, tanning, slimming, anti-aging or cleansing preparations.

Processes of preparing and using the cosmetic or similar toilet preparations.

#### Relationships with other classification places

Use of cosmetics or similar toilet preparations should be further classified in subclass [A61Q](#).

Soap bars (i.e. solid cleansing compositions) are classified in [C11D](#), even though general cleansing compositions which are usually liquid are classified in [A61Q](#) and in [A61K 8/00](#).

Compositions which can be used in a therapeutic treatment should be classified in [A61K 31/00](#) - [A61K 51/00](#) and subgroups if they are defined by their ingredients or in [A61K 9/00](#) and subgroups, if they are defined by their physical form.

Ingested compositions like food or dietary supplements having an external cosmetic effect are further classified in [A23L](#). Examples might be dietary supplements to strengthen nails or to act against skin aging, or drops or sweets affecting the oral cavity

#### References

##### Informative references

*Attention is drawn to the following places, which may be of interest for search:*

Preparations for dentistry	<a href="#">A61K 6/00</a>
Medicinal preparation characterised by physical form	<a href="#">A61K 9/00</a> , <a href="#">A61K 47/00</a>
Medicinal preparation characterised by chemical ingredients	<a href="#">A61K 31/00</a> - <a href="#">A61K 51/00</a>
Artificial eyelash or hair	<a href="#">A41G 5/00</a>
Artificial nails	<a href="#">A45D 31/00</a>
Casings or accessories for storing or handling of solid or pasty toilet or cosmetic substances	<a href="#">A45D 40/00</a>
Artificial skin	<a href="#">A61F 2/105</a> , <a href="#">A61L 27/60</a>
Deodorisation of air	<a href="#">A61L 9/00</a>
Chemical compounds as such	<a href="#">C01</a> - <a href="#">C09</a>
Essential oils or perfumes per-se	<a href="#">C11B 9/00</a>
Bar soap	<a href="#">C11D 17/0047</a>
Dyeing of wool	<a href="#">D06P 3/14</a>

## Special rules of classification

In each of groups [A61K 8/02](#) and [A61K 8/18](#), in the absence of an indication of the contrary, classification is made in the last appropriate place.

Each relevant compound (i.e. which belong to the core of the invention (see\* in Glossary of terms)) is classified according to the last place rule in one of [A61K 8/19](#) - [A61K 8/99](#).

Only relevant compounds or pertinent physical form, i.e. compounds in the composition or specific form (example: emulsion, foam) linked to the effect aimed, i.e. "core of the invention" (see \* in Glossary of terms). To classify a patent document, the claims, the description and the examples have to be checked to assess the core of the invention (see\* in Glossary of terms).

-> example I

Only specific compounds, i.e. those present in the exemplified compositions, are classified, not a general concept or a general formula.

-> example II

Attention is drawn to the Notes in class [C07](#), for example the Notes following the title of subclass [C07D](#), setting forth the rules for classifying organic compounds in that class, which rules are also applicable, if not otherwise indicated, to the classification of organic compounds in group [A61K 8/00](#).

Salts or complexes of organic compounds are classified according to the base compounds. If a complex is formed between two or more compounds, classification is made in both places.

Further "properties of cosmetic compositions or active ingredients thereof or formulation aids used therein and process related aspects" are further classified in [A61K 2800/00](#) and subgroups.

Class combinations

This group is always combined with the subclass [A61Q](#) (i.e. principal uses (see\*\* in Glossary of terms)) and can be further classified in [A61K 2800/00](#) and/or [A61Q](#).

Properties of cosmetic compositions or active ingredients thereof or formulation aids used therein and process related aspects	<a href="#">A61K 2800/00</a> e.g. <a href="#">A61K 2800/522</a> (Antioxidants)
--	--

The Indexing Codes of this scheme are to be used mainly with classification [A61K 8/00](#) and [A61Q](#) and is considered to be obligatory supplementary classification of subject matter already classified in [A61K 8/00](#) and [A61Q](#) if applicable.

Compositions or compounds characterised by specific properties	<a href="#">A61Q</a>
--	----------------------

[A61Q](#) is considered as additional information (see\*\* in Glossary of terms), i.e. obligatory supplementary classification of subject matter already classified in [A61K 8/00](#) and [A61Q](#) if applicable. This subclass concerns cosmetic uses that are indicated as eventual application(s) for the composition.

->Example III

Reference is further made to annotations in subclasses where it has been considered relevant and helpful.

Example I: "classify only relevant compounds"

A sunscreen composition stabilised with a specific compound will be classified as follow: [A61Q 17/04](#) and under [A61K 8/00](#) for the compound; no class is attributed for the sunscreen agent used in the example, i.e. redundant information. In case where the technical problem of the patent document is linked to a specific compound, the compound is classified!

The same can be observed for compositions containing hair oxidative or direct dyes or skin tanning agent and dealing with an other technical problem, i.e. viscosity, cosmetic properties where the type of cosmetic agent is not pertinent.

Example II: "General formula /specific compound"

A patent document claims the use of an amino acid (group title of [A61K 8/44](#)) but the single compound used in the examples is Histidine (i.e. [A61K 8/4946](#)) or Cysteine ([A61K 8/447](#)). Classes are made only for the concrete compounds explicitly disclosed or present in exemplified compositions in the patent document.

The same is applicable for ingredients described by a general formula (i.e. "Markush formula"), only the concrete compounds are classified, not the common chemical concept.

Example III: principal or additional use(s)

A skin moisturising composition which is further used in a anti-ageing preparation or as lip cream, would be classified in [A61Q 19/00](#), [A61Q 19/08](#) and [A61Q 19/001](#).

If the active is a new sunscreen and an anti-ageing preparation which contains this new compound is exemplified, it should be classified in [A61Q 17/04](#) and [A61Q 19/08](#).

If the active is a compound to condition the hair and a shampoo or a colouring composition (non-permanent hair dyeing containing direct dyes) is exemplified, it should be classified in [A61Q 5/12](#), [A61Q 5/02](#) and [A61Q 5/065](#)

## Glossary of terms

*In this place, the following terms or expressions are used with the meaning indicated:*

(*) Core of the invention	Compounds in the composition or specific form (example: emulsion, foam) linked to the effect aimed. This means that not all compounds present in a composition are classified. To classify a document, the claims, the description and the examples have to be checked. Only specific components, i.e. those present in the exemplified compositions, are classified not a general concept or a general formula.
(**) Principal use vs. additional use	The principal use is linked to the effect intended in the document and is classified in <a href="#">A61Q</a> . In the claims or examples further uses or types of compositions are often described which should be classified in <a href="#">A61Q</a> . For example: a mixture of compounds is directed to an anti-aging purpose ( <a href="#">A61Q 19/08</a> ) which is further introduced in sunscreen composition ( <a href="#">A61Q 17/04</a> ).

## A61K 8/02

### characterised by special physical form

#### Definition statement

*This place covers:*

Films; injections; cotton-swab applicators (Q-tip); paracrystalline or

multiphases; Oral administration

## References

### Limiting references

*This place does not cover:*

Hexagonal or cubic phases being liquid crystals	<a href="#">A61K 8/0295</a>
---	-----------------------------

### Informative references

*Attention is drawn to the following places, which may be of interest for search:*

Medicinal preparations characterized by special physical form	<a href="#">A61K 9/00</a>
Cosmetic equipment	<a href="#">A45D</a>

## Special rules of classification

Compositions characterized by special physical form should be classified in group [A61K 8/02](#) together with the appropriate Indexing Code under [A61K 2800/00](#).

## A61K 8/0208

### {Tissues; Wipes; Patches}

#### Definition statement

*This place covers:*

Towelettes; impregnated napkins; impregnated sponges; impregnated non-woven fabrics.

## References

### Informative references

*Attention is drawn to the following places, which may be of interest for search:*

Medicinal preparations characterized by special physical form: Web, sheet or filament bases	<a href="#">A61K 9/70</a>
Sanitary equipment; Accessories therefor, e.g. toilet accessories	<a href="#">A47K</a>
Making textile fabrics	<a href="#">A61F</a>
Layered products	<a href="#">B32B</a>
Containers or packages with special means for dispensing contents	<a href="#">B65D 83/08</a>
Detergent compositions	<a href="#">C11D</a>

## A61K 8/0212

### {Face masks}

#### Definition statement

*This place covers:*

Packs

## References

### Informative references

Attention is drawn to the following places, which may be of interest for search:

Masks for cosmetics treatment of the face	<a href="#">A45D 44/002</a>
---	-----------------------------

## A61K 8/0291

### {Micelles}

#### Definition statement

*This place covers:*

Rod-like micelles; globular micelles.

#### Special rules of classification

On a phase diagram, a multiple emulsion (classified in [A61K 8/066](#)), liquid crystals (classified in [A61K 8/0295](#)) and micelles can coexist.

## A61K 8/0295

### {Liquid crystals}

#### Definition statement

*This place covers:*

Lyotropic phases; mesophases; mesomorphic phases; lamellar, cubic

(isotropic) or hexagonal phases; nematic, smectic or cholesteric phases;

bilayer lamellar gel network (WO0119343).

## References

### Informative references

Attention is drawn to the following places, which may be of interest for search:

Liquid crystals in medicinal preparations	<a href="#">A61K 9/1274</a>
---	-----------------------------

## A61K 8/04

### Dispersions; Emulsions

## References

### Informative references

Attention is drawn to the following places, which may be of interest for search:

Use of substances as emulsifying, wetting, dispersing or foam-producing agent	<a href="#">C09K 23/00</a>
---	----------------------------

**A61K 8/042****{Gels}****Definition statement**

*This place covers:*

Dispersions of a macromolecular compound in colloidal form in a liquid dispersing phase.

**A61K 8/044****{Suspensions}****Definition statement**

*This place covers:*

Wax microdispersions.

**A61K 8/046****{Aerosols; Foams}****Definition statement**

*This place covers:*

Foamable compositions; self foaming (CO<sub>2</sub> releasing) compositions;

sprays; post-foaming compositions.

**Special rules of classification**

Effervescent compositions should be classified in subclass [A61K 8/046](#) together with the appropriate Indexing Code under [A61K 2800/00](#).

**A61K 8/06****Emulsions****Definition statement**

*This place covers:*

Direct emulsions (O/W); inverse emulsions (W/O); Pickering emulsions.

**A61K 8/068****{Microemulsions}****Definition statement**

*This place covers:*

Transparent emulsions; o/w nanogel (US2003012759).

**A61K 8/11****Encapsulated compositions****Definition statement**

*This place covers:*

Encapsulated compositions having a particle size bigger than 100 micrometers.

**A61K 8/14****Liposomes; Vesicles****Definition statement**

*This place covers:*

Nanosomes; nanovesicles.

**Special rules of classification**

Nanosomes and nanovesicles should be classified in subclass [A61K 8/14](#) together with the appropriate Indexing Code under [A61K 2800/00](#).

**A61K 8/19****containing inorganic ingredients****Relationships with other classification places**

Complexes e.g. zinc hyaluronic acid, should be classified in the subclass [A61K 8/19](#) and subgroups according to the inorganic part together with the appropriate classification according to the organic part in [A61K 8/30](#) and subgroups.

**A61K 8/22****Peroxides; Oxygen; Ozone****Definition statement**

*This place covers:*

Perborates; persalts; H<sub>2</sub>O<sub>2</sub>.

**A61K 8/23****Sulfur; Selenium; Tellurium; Compounds thereof****Definition statement**

*This place covers:*

Persulphates; thiosulphates.



## **A61K 8/24**

### **Phosphorous; Compounds thereof**

#### **Definition statement**

*This place covers:*

Tripolyphosphates; Fluorophosphates (NaMFP).

## **A61K 8/25**

### **Silicon; Compounds thereof**

#### **Definition statement**

*This place covers:*

Glass beads; sand; talc (Mg silicate); Chrysotile (Mg silicate).

## **A61K 8/26**

### **Aluminium; Compounds thereof**

#### **Definition statement**

*This place covers:*

Clays in general (aluminosilicates): Bentonite, hectorite, montmorillonite, kaolin; mica; zeolites.

#### **Relationships with other classification places**

Quaternary ammonium clays should be classified in subclass [A61K 8/26](#) together with subclass [A61K 8/416](#).

## **A61K 8/27**

### **Zinc; Compounds thereof**

#### **Definition statement**

*This place covers:*

Zinc oxides; Zinc peroxides.

## **A61K 8/28**

### **Zirconium; Compounds thereof**

#### **Definition statement**

*This place covers:*

Aluminium-zirconium compounds.

**A61K 8/29****Titanium; Compounds thereof****Definition statement**

*This place covers:*

Titanium oxides.

**A61K 8/31****Hydrocarbons****Definition statement**

*This place covers:*

Paraffins, e.g. Permethyl 99A (isododecane) or Isopar E (mixture of C 8-C 9 aliphatic hydrocarbons); Squalane; Patrolatum (Vaseline); Carotenes, e.g. lycopene.

**A61K 8/315****{Halogenated hydrocarbons}****References****Limiting references**

*This place does not cover:*

Chlorofluorocarbons (Freons)	<a href="#">A61K 8/69</a>
------------------------------	---------------------------

**Informative references**

*Attention is drawn to the following places, which may be of interest for search:*

Polymeric Chlorofluorocarbons (polymeric Freons)	<a href="#">A61K 8/8123</a>
--	-----------------------------

**A61K 8/33****containing oxygen****Definition statement**

*This place covers:*

Aldehydes; Ethers.

**A61K 8/355****{Quinones}****References****Informative references**

*Attention is drawn to the following places, which may be of interest for search:*

Hydroquinone	<a href="#">A61K 8/347</a>
--------------	----------------------------

**A61K 8/362****Polycarboxylic acids****Definition statement**

*This place covers:*

Salts and anhydrides thereof; Dicarboxylic acids.

**A61K 8/365****Hydroxycarboxylic acids; Ketocarboxylic acids****Definition statement**

*This place covers:*

Salts and anhydrides thereof; Gluconic acids.

**A61K 8/368****with carboxyl groups directly bound to carbon atoms of aromatic rings****Definition statement**

*This place covers:*

Salts and anhydrides thereof.

**A61K 8/37****Esters of carboxylic acids****Definition statement**

*This place covers:*

Carbonic acid ester, e.g. dialkyl carbonates.

**A61K 8/39****Derivatives containing from 2 to 10 oxyalkylene groups****Definition statement**

*This place covers:*

Polyglycerins containing from 2 to 10 repeating units in the same chain.

**References****Informative references**

*Attention is drawn to the following places, which may be of interest for search:*

Alkoxylated derivatives containing 11 or more oxyalkylene groups in the same chain	<a href="#">A61K 8/86</a>
Polyglycerins containing 11 or more repeating units in the same chain	<a href="#">A61K 8/86</a>

**A61K 8/40**

containing nitrogen (quinones containing nitrogen [A61K 8/355](#))

**Definition statement**

*This place covers:*

Imine  $R=N-H$ ; Oximes  $R-CH=N-OH$ ; Hydrazones  $R-CH=N-NH_2$ ; Azines

$R-CH=N-N=C$ ; Nitriles  $R-CN$ ; Isocyanates  $R-N=C=O$ ; Cyanates  $R-O-CN$ ;

Amine oxides; Quinoneimines; Azo compounds; imides  $RR'C=NH$ .

**A61K 8/41****Amines****Definition statement**

*This place covers:*

Alkanolamines; Cyanamides  $NC=NH_2$ ; Sphingosines.

**A61K 8/415****{Aminophenols}****References****Limiting references**

*This place does not cover:*

Anthraquinones	<a href="#">A61K 8/355</a>
----------------	----------------------------

**A61K 8/42****Amides****Definition statement**

*This place covers:*

Urea ( $H_2N-C(=O)-NH_2$ ) is also included in this group

**A61K 8/44**

**Aminocarboxylic acids or derivatives thereof, e.g. aminocarboxylic acids containing sulfur; Salts; Esters or N-acylated derivatives thereof**

**Definition statement**

*This place covers:*

Betaines; Carbamates.

## References

### Informative references

Attention is drawn to the following places, which may be of interest for search:

Asparagine	<a href="#">A61K 8/442</a>
Glutamine	<a href="#">A61K 8/442</a>
Proline	<a href="#">A61K 8/4913</a>
Tryptophan	<a href="#">A61K 8/492</a>
Histidine	<a href="#">A61K 8/4946</a>
Peptides, i.e. polymers of 2 or more aminoacids	<a href="#">A61K 8/64</a>

## A61K 8/442

{substituted by amido group(s)}

### Definition statement

*This place covers:*

Amidobetaines; Cocoamphoacetates; Asparagine; Glutamine.

## A61K 8/45

Derivatives containing from 2 to 10 oxyalkylene groups

## References

### Informative references

Attention is drawn to the following places, which may be of interest for search:

Alkoxylated derivatives containing 11 or more oxyalkylene groups in the same chain	<a href="#">A61K 8/86</a>
--	---------------------------

## A61K 8/46

containing sulfur ([A61K 8/44](#) takes precedence)

### Definition statement

*This place covers:*

Thiocyanates R-S-CN; Sulfamic acids N-SO<sub>3</sub>H.

## A61K 8/466

{containing sulfonic acid derivatives; Salts}

### Definition statement

*This place covers:*

Sulfonamides; Sulfosuccinates; Sultaines, e.g. Cocoamidopropylhydroxysultaine; Taurine; Isethionates.

**A61K 8/49****containing heterocyclic compounds****Definition statement***This place covers:*

Thiazole, pyrrole-oxazole, morpholine; Heterocyclic compounds containing having at least two different hetero atoms in the same or

different hetero ring, condensed or not and/or in the same or different ring system.

**A61K 8/4906****{with one nitrogen as the only hetero atom}****Definition statement***This place covers:*

Heterocyclic compounds containing one or several hetero rings, condensed or not, in the same or different ring system, each hetero ring

having only one nitrogen as the only hetero atom.

**A61K 8/4913****{having five membered rings, e.g. pyrrolidone carboxylic acid}****Definition statement***This place covers:*

Pyrrole; Pyrrolidine; Proline; Heterocyclic compounds containing one or several not condensed hetero rings, in the same or different ring system, each hetero ring having only one nitrogen as the only hetero atom and having five membered hetero rings.

**A61K 8/492****{having condensed rings, e.g. indol}****Definition statement***This place covers:*

Phthalimides; Pyrrocoline; Isatin; Tryptophan; Heterocyclic compounds containing one or several condensed hetero rings, in the same or different ring system, each hetero ring having only one nitrogen as the only hetero atom and having five membered hetero rings.

**A61K 8/4926****{having six membered rings}****Definition statement***This place covers:*

Piperidine; Pyridine; Acridine; Quinoline; Heterocyclic compounds containing one or several condensed or not hetero rings, in the same or different ring system, each hetero ring having only one nitrogen as the only hetero atom and having six-membered hetero rings.

## References

### Informative references

Attention is drawn to the following places, which may be of interest for search:

Nicotinic acid	<a href="#">A61K 8/675</a>
----------------	----------------------------

## A61K 8/4933

{having sulfur as an exocyclic substituent, e.g. pyridinethione}

### Definition statement

*This place covers:*

Heterocyclic compounds containing one or several hetero rings, condensed or not, in the same or different rings systems, each hetero ring having only one nitrogen as the only hetero atom and having sulphur as an exocyclic substituent of the hetero ring.

## A61K 8/494

{with more than one nitrogen as the only hetero atom}

### Definition statement

*This place covers:*

Pyrazole; Piperazine; Pyridazine; Pyrazine; Heterocyclic compounds containing one or several hetero rings, condensed or not, in the same or different rings systems, and at least one hetero ring having more than one nitrogen as the only hetero atom.

## A61K 8/4946

{Imidazoles or their condensed derivatives, e.g. benzimidazoles}

### Definition statement

*This place covers:*

Allantoin (imidazolidinyl urea derivative); Histidine.

## A61K 8/4953

{containing pyrimidine ring derivatives, e.g. minoxidil}

### Definition statement

*This place covers:*

Condensed derivatives of the pyrimidine ring; Purines; Orotic acid;

Adenine; Guanine.

## References

### Informative references

Attention is drawn to the following places, which may be of interest for search:

Folic acid	<a href="#">A61K 8/67</a>
------------	---------------------------

**A61K 8/4973****{with oxygen as the only hetero atom}****Definition statement***This place covers:*

Oxetane; sorbitan esters; Heterocyclic compounds containing one or several hetero rings, condensed or not, in the same or different rings systems, each hetero ring having oxygen as the only hetero atom.

**A61K 8/498****{having 6-membered rings or their condensed derivatives, e.g. coumarin}****Definition statement***This place covers:*

Genistein; Heterocyclic compounds containing one or several hetero rings, condensed or not, in the same or different rings systems, each hetero ring having oxygen as the only hetero atom and having six membered hetero rings.

**A61K 8/4986****{with sulfur as the only hetero atom}****Definition statement***This place covers:*

Thiophene; Lipoic acid; Compounds containing one or several hetero rings, condensed or not, in the same or different rings systems, each hetero ring having sulphur as the only hetero atom.

**A61K 8/4993****{Derivatives containing from 2 to 10 oxyalkylene groups}****Definition statement***This place covers:*

Condensed derivatives; Polysorbates.

**References****Informative references**

Attention is drawn to the following places, which may be of interest for search:

Alkoxyated derivatives containing 11 or more oxyalkylene groups in the same chain	<a href="#">A61K 8/86</a>
---	---------------------------



**A61K 8/58**

containing atoms other than carbon, hydrogen, halogen, oxygen, nitrogen, sulfur or phosphorus

**Definition statement**

*This place covers:*

Organometallic compounds.

**A61K 8/585**

{Organosilicon compounds}

**Definition statement**

*This place covers:*

Silanes; Silsesquioxanes; Cyclomethicones, e.g. Hexamethylcyclotrisiloxane, Octamethylcyclotetrasiloxane, Decamethylcyclopentasiloxane; Linear volatile siloxanes; Chlorophyll.

**References****Informative references**

*Attention is drawn to the following places, which may be of interest for search:*

Polysiloxanes	<a href="#">A61K 8/89</a>
---------------	---------------------------

**A61K 8/60**

Sugars; Derivatives thereof

**Definition statement**

*This place covers:*

Oligosaccharides up to 5 monomeric units; Aminosugars, e.g. glucosamine; Uronic acids, e.g. glucuronic acid; Erythrulose.

**References****Informative references**

*Attention is drawn to the following places, which may be of interest for search:*

Reduced sugar derivatives, e.g. erythritol, glucitol or xylitol	<a href="#">A61K 8/345</a>
Straight-chain acids, e.g. gluconic acid	<a href="#">A61K 8/365</a>
Ethers of disaccharides and a steroid	<a href="#">A61K 8/63</a>

**A61K 8/602**

{Glycosides, e.g. rutin}

**Definition statement**

*This place covers:*

Glucosides; Galactosides.

## Glossary of terms

*In this place, the following terms or expressions are used with the meaning indicated:*

Glycoside	acetal derivative of a sugar.
-----------	-------------------------------

## A61K 8/604

**{Alkylpolyglycosides; Derivatives thereof, e.g. esters}**

### Definition statement

*This place covers:*

Alkylmonoglycosides, oligoglycosides and -polyglycosides.

## A61K 8/608

**{Derivatives containing from 2 to 10 oxyalkylene groups}**

### References

#### Informative references

*Attention is drawn to the following places, which may be of interest for search:*

Alkoxyated derivatives containing 11 or more oxyalkylene groups in the same chain	<a href="#">A61K 8/86</a>
---	---------------------------

## A61K 8/64

**Proteins; Peptides; Derivatives or degradation products thereof**

### Definition statement

*This place covers:*

Cytochromes; glycoproteins; antibodies.

### References

#### Informative references

*Attention is drawn to the following places, which may be of interest for search:*

Polyaminoacids formed from one up to three repeating amino acid units	<a href="#">A61K 8/88</a>
Medicinal preparations containing peptides	<a href="#">A61K 38/00</a>
Medicinal preparations containing antigens or antibodies	<a href="#">A61K 39/00</a>

## Glossary of terms

*In this place, the following terms or expressions are used with the meaning indicated:*

Peptide	Compounds containing at least two amino acid units which are bound through at least one normal peptide link.
Normal peptide link	The link between an alpha-amino group of an amino acid and the carboxyl group - in position 1 - of another alphaamino acid.

**A61K 8/645****{Proteins of vegetable origin; Derivatives or degradation products thereof}****Special rules of classification**

Cyclosporins should be classified according to their structures.

**A61K 8/66****Enzymes****References****Informative references***Attention is drawn to the following places, which may be of interest for search:*

Medicinal preparations containing enzymes	<a href="#">C12N</a>
---	----------------------

**A61K 8/67****Vitamins****Definition statement***This place covers:*

Folic acid.

**A61K 8/676****{Ascorbic acid, i.e. vitamin C}****Definition statement***This place covers:*

Derivatives of ascorbic acid.

**A61K 8/678****{Tocopherol, i.e. vitamin E}****Definition statement***This place covers:*

Derivatives of tocopherol.

**A61K 8/68****Sphingolipids, e.g. ceramides, cerebroside, gangliosides****Definition statement***This place covers:*

Synthesized pseudoceramide derivatives which are characterized by structures having both amide or nitrogen bonds and hydroxyl groups as hydrophilic units, as well as two long chains; Alkanolamides from sphingosine and a fatty acid; Glycoceramides.

**A61K 8/69****containing fluorine****Definition statement***This place covers:*

Organic fluorides and Chlorofluorocarbons (Freons).

**A61K 8/72****containing organic macromolecular compounds****Definition statement***This place covers:*

Natural rubber; Latex; Melanins; Dendrimers; Supra-molecular polymers.

**References****Limiting references***This place does not cover:*

Alkylpolyglycosides	<a href="#">A61K 8/604</a>
Nucleic acids	<a href="#">A61K 8/606</a>
Proteins	<a href="#">A61K 8/64</a>

**A61K 8/73****Polysaccharides****Definition statement***This place covers:*

Polymers of 6 or more saccharide units, e.g. dextran.

**A61K 8/732****{Starch; Amylose; Amylopectin; Derivatives thereof}****Definition statement***This place covers:*

(Malto) dextrin.

**References****Informative references***Attention is drawn to the following places, which may be of interest for search:*

Cyclodextrins	<a href="#">A61K 8/738</a>
---------------	----------------------------

**A61K 8/737****{Galactomannans, e.g. guar; Derivatives thereof}****Definition statement***This place covers:*

Locust bean gum; Tara; Ceratonia siliqua.

**A61K 8/738****{Cyclodextrins}****References****Informative references***Attention is drawn to the following places, which may be of interest for search:*

Cyclodextrins in medicinal preparations	<a href="#">A61K 47/40</a>
---	----------------------------

**A61K 8/81****obtained by reactions involving only carbon-to-carbon unsaturated bonds****Definition statement***This place covers:*Unless otherwise specified in this classification, these group and its subgroups cover the polymers as defined in [C08L 23/00](#) - [C08L 49/00](#).**A61K 8/8105****{Compositions of homopolymers or copolymers of unsaturated aliphatic hydrocarbons having only one carbon-to-carbon double bond; Compositions of derivatives of such polymers}****References****Informative references***Attention is drawn to the following places, which may be of interest for search:*

Compositions of such homopolymers or copolymers per se	<a href="#">C08L 23/00</a>
--	----------------------------

**A61K 8/8111****{Homopolymers or copolymers of aliphatic olefines, e.g. polyethylene, polyisobutene; Compositions of derivatives of such polymers}****Definition statement***This place covers:*

Polydecene.

**A61K 8/8117**

**{Homopolymers or copolymers of aromatic olefines, e.g. polystyrene;  
Compositions of derivatives of such polymers}**

**Definition statement**

*This place covers:*

Sodium polystyrene sulfonate; Polymers obtained from divinylbenzene.

**A61K 8/8123**

**{Compositions of homopolymers or copolymers of compounds having one carbon-to-carbon double bond, and at least one being terminated by a halogen;  
Compositions of derivatives of such polymers, e.g. PVC, PTFE}**

**References****Informative references**

*Attention is drawn to the following places, which may be of interest for search:*

Compositions of such homopolymers or copolymers per se	<a href="#">C08L 27/00</a>
--	----------------------------

**A61K 8/8129**

**{Compositions of homopolymers or copolymers of compounds having one or more unsaturated aliphatic radicals, each having only one carbon-to-carbon double bond, and at least one being terminated by an alcohol, ether, aldehydo, ketonic, acetal or ketal radical; Compositions of hydrolysed polymers or esters of unsaturated alcohols with saturated carboxylic acids; Compositions of derivatives of such polymers, e.g. polyvinylmethylether}**

**References****Informative references**

*Attention is drawn to the following places, which may be of interest for search:*

Compositions of such homopolymers or copolymers per se	<a href="#">C08L 29/00</a>
--	----------------------------

**A61K 8/8135**

{Compositions of homopolymers or copolymers of compounds having one or more unsaturated aliphatic radicals, each having only one carbon-to-carbon double bond, and at least one being terminated by an acyloxy radical of a saturated carboxylic acid, of carbonic acid or of a haloformic acid; Compositions of derivatives of such polymers, e.g. vinyl esters (polyvinylacetate)}

**References****Informative references**

*Attention is drawn to the following places, which may be of interest for search:*

Compositions of such homopolymers or copolymers per se	<a href="#">C08L 31/00</a>
--	----------------------------

**A61K 8/8141**

{Compositions of homopolymers or copolymers of compounds having one or more unsaturated aliphatic radicals, each having only one carbon-to-carbon double bond, and at least one being terminated by only one carboxyl radical, or of salts, anhydrides, esters, amides, imides or nitriles thereof; Compositions of derivatives of such polymers}

**References****Informative references**

*Attention is drawn to the following places, which may be of interest for search:*

Compositions of such homopolymers or copolymers per se	<a href="#">C08L 33/00.</a>
--	-----------------------------

**A61K 8/8147**

{Homopolymers or copolymers of acids; Metal or ammonium salts thereof, e.g. crotonic acid, (meth)acrylic acid; Compositions of derivatives of such polymers}

**References****Informative references**

*Attention is drawn to the following places, which may be of interest for search:*

Compositions of such homopolymers or copolymers per se	<a href="#">C08L 33/02</a>
--	----------------------------

**A61K 8/8152**

**{Homopolymers or copolymers of esters, e.g. (meth)acrylic acid esters;  
Compositions of derivatives of such polymers}**

**References****Informative references**

*Attention is drawn to the following places, which may be of interest for search:*

Homopolymers or copolymers of esters, e.g. (meth)acrylic acid esters per se	<a href="#">C08L 33/04</a>
---	----------------------------

**A61K 8/8158**

**{Homopolymers or copolymers of amides or imides, e.g. (meth) acrylamide;  
Compositions of derivatives of such polymers}**

**Definition statement**

*This place covers:*

Polymers obtained from polyacrylamidomethylpropane sulphonic acid (AMPS).

**References****Informative references**

*Attention is drawn to the following places, which may be of interest for search:*

Such homopolymers or copolymers of amides or imides per se	<a href="#">C08L 33/24</a>
--	----------------------------

**A61K 8/8164**

**{Compositions of homopolymers or copolymers of compounds having one or more unsaturated aliphatic radicals, each having only one carbon-to-carbon double bond, and at least one being terminated by a carboxyl radical, and containing at least one other carboxyl radical in the molecule, or of salts, anhydrides, esters, amides, imides or nitriles thereof; Compositions of derivatives of such polymers, e.g. poly (methyl vinyl ether-co-maleic anhydride)}**

**References****Informative references**

*Attention is drawn to the following places, which may be of interest for search:*

Compositions of such homopolymers or copolymers per se	<a href="#">C08L 35/00</a>
--	----------------------------



**A61K 8/817**

{Compositions of homopolymers or copolymers of compounds having one or more unsaturated aliphatic radicals, each having only one carbon-to-carbon double bond, and at least one being terminated by a single or double bond to nitrogen or by a heterocyclic ring containing nitrogen; Compositions or derivatives of such polymers, e.g. vinylimidazol, vinylcaprolactame, allylamines (Polyquaternium 6)}

**References****Informative references**

Attention is drawn to the following places, which may be of interest for search:

Compositions of such homopolymers or copolymers per se	<a href="#">C08L 39/00</a>
--	----------------------------

**Special rules of classification**

This class is given only if the nitrogen atom or the nitrogen containing heterocycle ring is directly linked to the polymer forming double bond.

**A61K 8/8188**

{Compositions of homopolymers or copolymers of compounds having one or more unsaturated aliphatic radicals, each having only one carbon-to-carbon double bonds, and at least one being terminated by a bond to sulfur or by a heterocyclic ring containing sulfur; Compositions of derivatives of such polymers}

**Definition statement**

*This place covers:*

Polyvinylsulfonates; Polythiophenes.

**References****Limiting references**

*This place does not cover:*

Polystyrene sulphonic acid	<a href="#">A61K 8/8117</a>
AMPS polymers	<a href="#">A61K 8/8158</a>
Polyquaternium-44	<a href="#">A61K 8/8182</a>

**Informative references**

Attention is drawn to the following places, which may be of interest for search:

Compositions of such homopolymers or copolymers per se	<a href="#">C08L 41/00</a> .
--	------------------------------

**Special rules of classification**

This class is given only if the sulphur atom or the sulphur containing heterocycle ring is directly linked to the polymer forming double bond.

**A61K 8/8194**

**{Compositions of homopolymers or copolymers of compounds having one or more unsaturated aliphatic radicals, at least one having two or more carbon-to-carbon double bonds; Compositions of derivatives of such polymers}**

**Definition statement**

*This place covers:*

Polymers obtained from monomers having conjugated double bonds, e.g. butadiene, isoprene and chloroprene.

**References****Limiting references**

*This place does not cover:*

Polydecene	<a href="#">A61K 8/8111</a>
Divinylbenzene	<a href="#">A61K 8/8117</a>
Allylmethacrylate	<a href="#">A61K 8/8152</a>
Diallylamines, e.g. Polyquaternium-6, Polyquaternium-7, Polyquaternium-22 and Polyquaternium-39	<a href="#">A61K 8/817</a>

**Informative references**

*Attention is drawn to the following places, which may be of interest for search:*

Compositions of such homopolymers or copolymers per se	<a href="#">C08L 47/00</a>
--	----------------------------

**A61K 8/84**

**obtained by reactions otherwise than those involving only carbon-carbon unsaturated bonds**

**Definition statement**

*This place covers:*

Unless otherwise specified in this classification, these group and its subgroups cover the polymers as defined in [C08L 59/00](#) - [C08L 87/00](#);

Polyureas; Polyurilene resin.

**A61K 8/86****Polyethers****Definition statement**

*This place covers:*

Alkoxyated derivatives containing 11 or more oxyalkylene groups in the same chain.

## References

### Informative references

Attention is drawn to the following places, which may be of interest for search:

Alkoxyated derivatives, i.e. derivatives containing from 2 to 10 groups	<a href="#">A61K 8/39</a> , <a href="#">A61K 8/45</a> , <a href="#">A61K 8/4993</a> , <a href="#">A61K 8/556</a> , <a href="#">A61K 8/608</a>
---	---

## A61K 8/88

### Polyamides

#### Definition statement

This place covers:

Polyaminoacids formed from one up to three repeating aminoacid units; Polyimides;  
Polyaminoamides.

## References

### Informative references

Attention is drawn to the following places, which may be of interest for search:

Proteins and peptides	<a href="#">A61K 8/64</a> .
-----------------------	-----------------------------

## A61K 8/89

### Polysiloxanes

## References

### Informative references

Attention is drawn to the following places, which may be of interest for search:

Organo silicon compounds not being polymers	<a href="#">A61K 8/585</a>
---	----------------------------

## A61K 8/891

saturated, e.g. dimethicone, phenyl trimethicone, C24-C28 methicone or stearyl dimethicone

## Glossary of terms

In this place, the following terms or expressions are used with the meaning indicated:

Saturated	polysiloxanes containing silicone atoms bound to saturated or aromatic group.
-----------	---

**A61K 8/893**

**modified by an alkoxy or aryloxy group, e.g. behenoxy dimethicone or stearoxy dimethicone**

**Definition statement**

*This place covers:*

Polysiloxanes derivatives containing from 2 to 10 alkoxy or aryloxy groups; Dimethicone PEG-8 benzoate.

**A61K 8/894**

**modified by a polyoxyalkylene group, e.g. cetyl dimethicone copolyol**

**Definition statement**

*This place covers:*

Polysiloxanes derivatives containing 11 or more oxyalkylene groups.

**A61K 8/895**

**containing silicon bound to unsaturated aliphatic groups, e.g. vinyl dimethicone**

**Definition statement**

*This place covers:*

Crosspolymers obtained from vinyl dimethicone.

**A61K 8/92**

**Oils, fats or waxes; Derivatives thereof, e.g. hydrogenation products thereof**

**Definition statement**

*This place covers:*

Mixtures of several compounds of different nature and being oils, fats or waxes.

**A61K 8/922**

**{of vegetable origin}**

**Definition statement**

*This place covers:*

Essential oils.

**A61K 8/965**

**{of inanimate origin}**

**Definition statement**

*This place covers:*

Mud; Sea water; mineral water.

**A61K 8/97****from algae, fungi, lichens or plants; from derivatives thereof****Definition statement***This place covers:*

Humus; Tar; Charcoal; Saponins; Tannins with no specific chemical structure.

**References****Informative references***Attention is drawn to the following places, which may be of interest for search:*

Condensed tannins, e.g. proanthocyanidines	<a href="#">A61K 8/498</a>
Hydrolysable tannins, e.g. glycosides	<a href="#">A61K 8/602</a>

**A61K 8/98****of animal origin****Special rules of classification**

No document should be classified in this subgroup. Every document concerning material of animal origin should be classified in [A61K 8/981](#) and subgroups or in [A61K 8/987](#) and subgroups.

**A61K 8/987****{of species other than mammals or birds}****Definition statement***This place covers:*

Material from fish or insects; Silk; Natural sponges; Pearls from oysters;

Mother-of-pearl (nacre).

**A61K 8/99****from microorganisms other than algae or fungi, e.g. protozoa or bacteria****Definition statement***This place covers:*

Cell cultures; Yeasts; Plankton; Lower fungi; Bacteria; Krill; Lichens;

Undifferentiated plant seed cells.

**Special rules of classification**

Fermented products should be classified according to their origin together with an Indexing Code, e.g. [A61K 2800/85](#).

## A61K 9/00

**Medicinal preparations characterised by special physical form {(nuclear magnetic resonance contrast preparations or magnetic resonance imaging contrast preparations [A61K 49/18](#); preparations containing radioactive substances [A61K 51/12](#))}**

### Definition statement

*This place covers:*

Pharmaceutical compositions which are characterised by the following galenical aspects:

- The form, e.g. tablets.
- The site of application, i.e. the body location where they are administered, e.g. oral, nasal or rectal compositions.
- The drug release technique, e.g. effervescent compositions or osmotic delivery systems.
- Processes of making such compositions.
- Medical uses characterised by any of the above galenical aspects, e.g. dosage form, site of application or release technique.
- Excipients for use in a specific dosage form, e.g. tableting excipients.

In subclass [A61K](#), "Galenic" form" relates to pharmaceutical (drug delivery) compositions in general. "Galenical" aspects relate to aspects of pharmaceutical technology of pharmaceutical compositions, i.e. aspects of pharmaceutical compositions other than the active ingredient per se, e.g. physical form, excipients or dosage.

It is sufficient to say "pill", "capsule" or "particle" for classification. The pill or the like does not require further elaboration to warrant classification in [A61K 9/00](#). Any concrete, well-defined pharmaceutical composition disclosed in the examples is considered to be characterised by a physical form. Also classified are independent claims defining galenical aspects of a pharmaceutical composition or a medical use. For example, the following forms are considered to be characterised by a physical form: a suppository, ointment, solution, dispersion, emulsion, aerosol, foam, liposome, powder, granulate, micro/nanosphere, pill, tablet, capsule, micro/nanocapsule, web, sheet or filament. This list is not exhaustive. A borderline case is an animal test where the galenical aspect of the composition is not further defined, e.g. intravenous injection, per os administration, unless it is absolutely clear that the test represents the intended mode of administration.

### Relationships with other classification places

Galenical aspects of pharmaceutical compositions are usually classified with a combination of groups [A61K 9/00](#) and [A61K 47/00](#). The last place rule does not apply between groups [A61K 9/00](#) and [A61K 47/00](#) - [A61K 47/46](#). Excipients can be classified in groups [A61K 47/00](#) or in [A61K 9/00](#), depending on the situation: group [A61K 47/00](#) is used to classify excipients in compositions for which group [A61K 9/00](#) does not provide information on excipients. No group of [A61K 47/00](#) is given if group [A61K 9/00](#) already provides information on excipients, e.g. tablet excipients are only classified in group [A61K 9/20](#). New excipients per se are additionally classified in group [A61K 47/00](#).

Conjugates, i.e. compounds comprising a non-active ingredient bound to the active ingredient, are classified in group [A61K 47/50](#). Pharmaceutical compositions comprising conjugates may in addition be classified in group [A61K 9/00](#).

The active ingredients in pharmaceutical compositions are classified in groups [A61K 31/00](#) - [A61K 45/00](#) or [A61K 48/00](#) - [A61K 51/00](#).

Bandages for treatment of wounds are classified in subclass [A61L](#). These bandages may comprise active agents, e.g. anti-inflammatory or antibacterial agents to enhance the action of the bandage.

## Relationships with other classification places

Compositions comprising an active agent for wound healing which are neither bandages nor form bandages (e.g. spray-on bandages) are classified in group [A61K 9/00](#). These compositions, e.g. lotions, are classified according to:

- the site of application, in group [A61K 9/0014](#);
- the form, in groups [A61K 9/06](#) or [A61K 9/08](#);
- the excipients used, in group [A61K 47/00](#).

Bandages for wound treatment should not be confused with transdermal patches, the main function of which is (usually systemic) drug delivery rather than the treatment of wounds. Transdermal patches are classified in group [A61K 9/7023](#). Bandages also should not be confused with medicated film (forming) compositions that are not for wound healing; these are classified in groups [A61K 9/7007](#) and [A61K 9/7015](#).

Chemical composition of materials used, or use of such materials, for prostheses or grafts or for coating prostheses or grafts is classified in subclass [A61L](#). A pharmaceutical composition formulated as an injectable implant is classified in group [A61K 9/0024](#), but the following subject matter is classified in group [A61L 27/00](#): materials for tissue engineering such as scaffolds; fillers for tissue regeneration or augmentation such as bone and soft tissue fillers; injectable compositions for regenerating a cartilage; chemical aspects of surface treatment or modification of prostheses or grafts; spinal implants, e.g. spinal spacers, fusion cages, intervertebral discs; nerve implants, nerve conduits or nerve regeneration devices.

## References

### Limiting references

*This place does not cover:*

Nuclear magnetic resonance contrast preparations or magnetic resonance imaging contrast preparations	<a href="#">A61K 49/18</a>
Preparations containing radioactive substances	<a href="#">A61K 51/12</a>

## Special rules of classification

Classification in group [A61K 9/00](#) requires a concrete, well-defined pharmaceutical composition as set forth in examples or independent claims. Galenical aspects of a pharmaceutical composition or a medical use are classified in group [A61K 9/00](#) when disclosed in the examples or set forth in independent claims.

All relevant galenical aspects must be classified.

The one dot groups of [A61K 9/00](#) do not follow the last place rule.

In principle all examples are classified, also 'standard' examples in documents describing, e.g. a new medical use.

In principle all examples are classified, also 'standard' examples in documents describing, e.g. a new medical use. However, systematically classifying all excipients in the examples is not necessary, and is often undesirable. Excipients which are described as being important for the invention or are identified as having an important function, e.g. for sustained release, are always classified. For 'standard' compositions, the examiner should choose one or a few excipients to classify. (Note: A 'standard' example is an example that is simple and does not appear to be part of the invention. For instance, in a document relating to the new medical use of a (new) chemical compound, often some compositions are given which are 'standard' (if not hypothetical): a tablet with, e.g. lactose, microcrystalline cellulose and magnesium stearate or an injection solution with NaCl.

In any case, such examples should be classified, whether considered 'standard' or not. In how far all excipients in such compositions are classified is left to the classifier's discretion.

When there are too many examples, they can sometimes be covered by a more general group. However, head groups should not be used for this.

A "head" group does not have the same meaning as a main group. With "head group" is meant a group which is further subdivided in such a way that classification can always be made in one of the lower groups. For instance: group [A61K 9/2004](#) is a head group, group [A61K 9/0012](#) is a head group, as well as group [A61K 9/0002](#). In principle, such head groups should be empty.

Group [A61K 9/0002](#) is the head group for the drug release techniques. Only its subgroups are used for classification, when relevant. Group [A61K 9/0002](#) is empty; there is no general sustained release group.

Animal tests to study pharmacokinetic properties of a drug are not classified, unless it is absolutely clear that they represent the intended mode of administration. (Note: What is meant here, are pharmacokinetic tests in animals, e.g. by injection or gavage). Such tests usually say nothing about the final intended dosage forms but are necessary, e.g. for regulatory purposes. The value of their pharmaceutical/galenical information is therefore very low. Exceptions are perhaps inhalation tests in animals, as these are normally only done with drugs intended to be inhaled.

Processes for preparing a composition, even when claimed, are only classified if they appear of interest.

The description and dependent claims are not classified. However, if the document as a whole focuses on one clearly preferred embodiment, this embodiment may be classified, even in the absence of relevant examples or independent claims. The intention here is primarily to avoid that all lists in the dependent claims are fully classified (e.g. all tablet excipients for sustained release, while only one is used in the examples).

If a specific subcombination is claimed, such a subcombination will usually be reflected in the examples, which should in any case be classified. And if this subcombination is not reflected in examples, but clearly forms the invention (following e.g. the description), then it also should be classified. In all other cases, the specific subcombination is probably not inventive, so no need to classify.

In general, information relating to the invention is classified using invention information symbols, while additional information is classified using additional information symbols. This is largely up to the discretion of the examiner. Please note, however, the following special situations:

- Normally, only final compositions are classified, not intermediates. However, it may be useful to classify intermediates as additional information (e.g. a tablet comprising microcapsules; a multicoated microparticle). If the intermediates are claimed separately, they must be classified as invention information.
- If, in the classification scheme, a group refers out to another group, an additional information symbol may still be given for the first group (e.g. oral mucoadhesive film).

## Glossary of terms

*In this place, the following terms or expressions are used with the meaning indicated:*

microemulsion	any emulsion with a particle size below 1 µm
microparticle	particle having a size between 1 µm and about 3 mm
microsphere	homogenous or multi-nuclear particle having a size between 1 µm and about 3 mm
microcapsule	capsule or coated particle having a size between 1 µm and about 3 mm
nanoparticle, nanocapsule	(coated) particle or capsule having a size below 1 µm



## A61K 9/0009

**{involving or responsive to electricity, magnetism or acoustic waves; Galenical aspects of sonophoresis, iontophoresis, electroporation or electroosmosis}**

### Definition statement

*This place covers:*

Pharmaceutical compositions in which the pharmaceutically active agent is released by electricity, magnetism or acoustic waves.

Galenical aspects of pharmaceutical compositions used in sonophoresis, iontophoresis, electroporation or electroosmosis.

### References

#### Informative references

*Attention is drawn to the following places, which may be of interest for search:*

Medicinal compositions released by microdevices	<a href="#">A61K 9/0097</a>
Medicinal preparations used in sonophoresis (i.e. ultrasonically-enhanced transdermal delivery) or electroporation of a pharmacologically active agent	<a href="#">A61K 41/0047</a>
Medicinal preparations used in thermotherapy, hyperthermia, magnetic induction or induction heating therapy	<a href="#">A61K 41/0052</a>

## A61K 9/0021

**{Intradermal administration, e.g. through microneedle arrays or needleless injectors}**

### Definition statement

*This place covers:*

Pharmaceutical compositions characterised by intradermal administration.

Drug-coated or drug-delivering microneedles with specific drugs, e.g. excipients that coat the microneedle with a drug or microneedles that are made of polymers that incorporate a drug.

### References

#### Informative references

*Attention is drawn to the following places, which may be of interest for search:*

Devices for introducing media into, or onto, the body	<a href="#">A61M</a>
Microneedles for introducing media into the body	<a href="#">A61M 37/0015</a>

**A61K 9/0051****{Ocular inserts or implants}****Definition statement***This place covers:*

Chemical aspects of ocular inserts or implants from which drugs are released.

**Relationships with other classification places**Liquid compositions injected in the eye that do not form a depot or implant are classified in groups [A61K 9/0048](#) or [A61K 9/0019](#).**References****Informative references***Attention is drawn to the following places, which may be of interest for search:*

Ocular inserts or implants for treatment of the eye	<a href="#">A61F 9/0017</a>
---	-----------------------------

**A61K 9/0053****{Mouth and digestive tract, i.e. intraoral and peroral administration}****Definition statement***This place covers:*

Intraoral or peroral administration of a pharmaceutical composition.

**Relationships with other classification places**Intraoral or peroral administration of a pill, tablet or capsule are classified in groups [A61K 9/20](#) or [A61K 9/48](#).**References****Informative references***Attention is drawn to the following places, which may be of interest for search:*

Rectal administration of a pharmaceutical composition	<a href="#">A61K 9/0031</a>
---	-----------------------------

**A61K 9/0097****{Medicinal compositions released by microdevices, e.g. microelectromechanical systems [MEMS], microdevices comprising chips or microdevices on silicon}****References****Informative references***Attention is drawn to the following places, which may be of interest for search:*

Medicinal compositions delivered by intradermal microneedle arrays	<a href="#">A61K 9/0021</a>
Microelectromechanical systems [MEMS] in general	<a href="#">B81B 7/02</a>

## A61K 9/10

### Dispersions; Emulsions

#### Definition statement

*This place covers:*

Pharmaceutical compositions comprising more than one phase where at least one of the phases consists of finely divided phase domains, often in the colloidal size range or dispersed throughout a continuous phase, e.g. emulsions, aerosols or liposomes.

#### Relationships with other classification places

Solid dispersions, i.e. intimate drug-carrier mixtures that are co-adsorbed, co-dried, co-solubilized, co-kneaded, co-milled, co-ground, co-precipitated, co-evaporated, co-extruded or co-melted are classified in group [A61K 9/141](#).

#### References

##### Informative references

*Attention is drawn to the following places, which may be of interest for search:*

Ointments; Bases therefor	<a href="#">A61K 9/06</a>
Medicinal composition of dispersions or emulsions	<a href="#">A61K 47/00</a>

## A61K 9/2095

### {Tabletting processes}

#### Definition statement

*This place covers:*

Processes specifically adapted for pharmaceutical tablets or granules for example, compression of powders, elimination of solvents, melt extrusion or printing (3D printing).

#### References

##### Informative references

*Attention is drawn to the following places, which may be of interest for search:*

Devices or methods specially adapted for bringing pharmaceutical products into particular physical or administering forms, e.g. 3D printing	<a href="#">A61J 3/00</a>
---	---------------------------

#### Special rules of classification

Tableting processes are classified when the process itself represents an addition to the state of the art, not merely because novel or inventive ingredients are used to make the tablet.

## A61K 9/5068

{Cell membranes or bacterial membranes enclosing drugs (liposomes with additional exogenous lipids [A61K 9/127](#))}

### Relationships with other classification places

Extracellular vesicles, e.g. exosomes, secreted by cells can be processed to enclose drugs, and these vesicles are classified in groups [A61K 9/5068](#) or [A61K 9/5184](#) depending on their size.

Liposomes of groups [A61K 9/127](#) or [A61K 47/6911](#) have similarities to extracellular vesicles, but the compositions classified in groups [A61K 9/5068](#) or [A61K 9/5184](#) contain substantially more biological components.

### References

#### Limiting references

*This place does not cover:*

Liposomes with additional exogenous lipids	<a href="#">A61K 9/127</a>
--	----------------------------

#### Informative references

*Attention is drawn to the following places, which may be of interest for search:*

Virus envelopes enclosing drugs	<a href="#">A61K 9/5184</a>
---------------------------------	-----------------------------

## A61K 9/70

Web, sheet or filament bases {; Films; Fibres of the matrix type containing drug (hollow drug-filled fibres [A61K 9/0092](#))}

### References

#### Limiting references

*This place does not cover:*

Hollow drug-filled fibres	<a href="#">A61K 9/0092</a>
---------------------------	-----------------------------

#### Informative references

*Attention is drawn to the following places, which may be of interest for search:*

Bandages, dressings or absorbent pads	<a href="#">A61F 13/00</a>
Chemical aspects thereof	<a href="#">A61L 15/00</a>

## A61K 31/00

Medicinal preparations containing organic active ingredients

### Definition statement

*This place covers:*

Medicinal formulations or compositions per se containing organic therapeutically active ingredients.

## Definition statement

Organic active compounds for use in any first or further medical application.

Use of an organic active ingredient for the manufacture of a medicament for the treatment of a pathological condition.

## Relationships with other classification places

When a compound is only and exclusively defined in the description and claims by means of a functional definition, and no specific examples at all are provided, and it is unclear whether the functionally defined compound would be a compound according to any of [A61K 31/00](#), [A61K 33/00](#), [A61K 35/00](#), [A61K 36/00](#), [A61K 38/00](#) or [A61K 39/00](#), the main group [A61K 45/00](#) is to be assigned.

For mixtures containing one or more active ingredients without chemical characterisation (i.e. only expressed in term of a functional feature, e.g. antihistamines, PDE4 inhibitors, neuroprotectors, serotonin receptor agonists, etc.), the symbol [A61K 45/06](#) is also to be given in addition to the [A61K 31/00](#) subgroup corresponding to the well defined component(s) of the mixture.

In the case of peptidic enzyme inhibitors wherein the chemical structure is well defined and can be classified under an [A61K 31/00](#) subgroup (e.g. apicidin), that [A61K 31/00](#) subgroup is assigned in addition to the appropriate [A61K 38/00](#) symbol. This applies in the rare cases where a compound could be classified in both groups and thus could be retrieved either via the [A61K 31/00](#) classification scheme or the [A61K 38/00](#) classification scheme, bearing in mind that no information should be lost during the classification process.

Cosmetic preparations which can be used for cosmetic as well as therapeutic indications are classified in both [A61K 8/00](#) and [A61K 31/00](#).

Compositions with a therapeutic application in the form of food, beverages or dietary supplements are further classified in [A23L](#).

Organic active compounds containing non-radioactive isotopes, e.g. deuterium, N15 or [C13](#), are to be classified in [A61K 31/00](#) and not in [A61K 51/00](#).

Contrary to IPC, no [A61K 31/00](#) symbol is given for novel compounds, i.e. compounds claimed per se (including polymorphs and highly pure compounds) falling under subclasses [C07C](#) - [C07J](#), even when the set of claims further contains claims relating to their medical use. For those compounds, classification is only made in the relevant subclasses [C07C](#) - [C07J](#) according to the structure. This exception does not apply to novel compounds falling outside [C07C](#) - [C07J](#). Thus, novel polymers also claimed for their therapeutic use will be classified under [C08](#) as well as the corresponding symbol under [A61K 31/00](#).

However, when the invention also discloses medicinal preparations containing said novel compounds, falling under [C07C](#) - [C07J](#), in admixture with one or more active organic ingredients, then said novel compounds are also classified in the appropriate [A61K 31/00](#) subgroup followed by symbol [A61K 2300/00](#) to create the corresponding Combination-set, e.g. ([A61K 31/60](#), [A61K 2300/00](#)), in addition to the [C07](#) classification.

When a document discloses materials or extracts from algae, lichens, fungi or plants as well as the active component which has been isolated from said material or extract, and said active component has a well defined chemical structure falling under [A61K 31/00](#), a class under [A61K 36/00](#) together with the appropriate [A61K 31/00](#) class is given. This applies unless the isolated active compound is a novel compound falling under [C07C](#) - [C07J](#).

## References

### Limiting references

*This place does not cover:*

Empty galenic formulations, i.e. only comprising carriers, additives, excipients	<a href="#">A61K 9/00</a> , <a href="#">A61K 47/00</a>
--	--

## Limiting references

Organic active compounds forming salts with heavy metals (unless otherwise specified)	<a href="#">A61K 33/00</a>
Organic compounds claimed per se, i.e. allegedly novel organic compounds	<a href="#">C07</a>
General methods in organic chemistry	<a href="#">C07B</a>
Acyclic and carbocyclic compounds per se	<a href="#">C07C</a>
Heterocyclic compounds per se	<a href="#">C07D</a>
Sugars per se	<a href="#">C07H</a>
Steroids per se	<a href="#">C07J</a>

**Informative references**

Attention is drawn to the following places, which may be of interest for search:

In addition to the classification in [A61K 31/00](#), a document has to be forwarded for classification in the following fields if (also) relating to:

Preparations for dentistry	<a href="#">A61K 6/00</a>
Cosmetics, unless a therapeutic effect is also implied	<a href="#">A61K 8/00</a>
Galenic formulations characterized by special physical form	<a href="#">A61K 9/00</a>
Medicaments containing inorganic active ingredients	<a href="#">A61K 33/00</a>
Medicaments containing active ingredients of undetermined constitution	<a href="#">A61K 35/00</a>
Medicaments containing active ingredients from algae, lichens, fungi or plants	<a href="#">A61K 36/00</a>
Medicaments containing peptides or proteins	<a href="#">A61K 38/00</a>
Medicaments containing antigens or antibodies, vaccines, adjuvants	<a href="#">A61K 39/00</a>
Homeopathy, thermotherapy, photodynamic therapy, photoactivable drugs	<a href="#">A61K 41/00</a>
Mixtures of active ingredients without chemical characterization	<a href="#">A61K 45/06</a>
Galenic formulations characterized by the non-active ingredients used	<a href="#">A61K 47/00</a>
Conjugates of active ingredients with a non-active ingredient	<a href="#">A61K 47/50</a>
Medicinal preparations containing genetic material, gene therapy	<a href="#">A61K 48/00</a>
Preparations for testing in vivo, e.g. screening, contrast agents, ultrasound	<a href="#">A61K 49/00</a>
Preparations containing radioactive substances	<a href="#">A61K 51/00</a>
Biocides, pest repellants or attractants	<a href="#">A01N</a>
Animal feeding-stuffs	<a href="#">A23K 10/00</a>
Food or functional food (nutraceuticals)	<a href="#">A23L</a>
Prosthese; orthopedic, nursing or contraceptive devices; protections of eyes or ears; bandages, dressing or absorbent pads, first-aid kits	<a href="#">A61F</a>
Biomaterials	<a href="#">A61L</a>
Electrotherapy	<a href="#">A61N 1/00</a>
Magnetotherapy	<a href="#">A61N 2/00</a>
Radiation therapy	<a href="#">A61N 5/00</a>

Organic compounds claimed per se	<a href="#">C07</a>
General methods in organic chemistry	<a href="#">C07B</a>
Acyclic and carbocyclic compounds per se	<a href="#">C07C</a>
Heterocyclic compounds per se	<a href="#">C07D</a>
Sugars per se	<a href="#">C07H</a>
Steroids per se	<a href="#">C07J</a>
Antibodies	<b>C07K/16</b>
Detergent compositions	<a href="#">C11D</a>
Undifferentiate human, animal or plant cells, e.g. cell lines; Tissues; Culture media	<a href="#">C12N 5/00</a>
Coding and non-coding nucleic acids, e.g. ribozymes, antisenses	<a href="#">C12N 15/00</a>
In vitro diagnosis	<a href="#">G01N</a>

## Special rules of classification

### General rules

- In the absence of an indication to the contrary, a compound is classified in the last appropriate place (last place rule), i.e. by identifying the portion of molecule which is identified in the lowest possible place in the classification scheme (i.e. the lowest place in print order), and assigning the corresponding subgroup.
- In this group no distinction is made between Invention information and Additional information

### What is classified?

- Classified are the concrete, well-defined organic pharmaceutically active compounds disclosed in the claims and/or in the examples. In the absence of specific compounds, generic formulae (Markush formulae) are to be classified.
- In principle all specific compounds mentioned in the claims are classified. However, when there are too many compounds, as in the case of lengthy lists, classification is to be limited to a reasonable number of assignments, i.e. 10-15 compounds, covering e.g. the compounds tested, or the more significant compounds. Any generalisation to the next hierarchically higher level is to be avoided.

### How are compounds classified?

When a compound is only and exclusively defined in the application by means of functional definitions, and no specific examples at all are provided, the main group [A61K 31/00](#) will be assigned provided it is clear that the intended compound is an organic compound falling under [A61K 31/00](#). However, should the application refer to said functionally defined compounds as being e.g. inorganic compounds, peptides, proteins, antigens or antibodies, then [A61K 31/00](#) is not to be assigned.

Combinations or mixtures of pharmaceutically active compounds are classified in the appropriate [A61K 31/00](#) subgroup followed by [A61K 2300/00](#) in the corresponding Combination-set for each active ingredient. This also applies to mixtures comprising novel compounds receiving [C07](#) classification. However, the combination of an organic therapeutically active compound with a specified excipient (e.g. crospovidone and mannitol) is not to be considered as a mixture of two therapeutically active ingredients and therefore no Combination-set is to be created. In this case, the assignment of the appropriate symbol in [A61K 47/00](#) for the excipient(s) may be required.

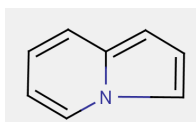
Salts or complexes of organic active compounds are classified according to the corresponding free compounds. However, salts or complexes formed between two or more organic active compounds are classified according to all compounds forming the salts or complexes followed by with [A61K 2300/00](#) to create the corresponding Combination-set (i.e. as a mixture of active organic compounds).

According to the last place rule, salts formed between an organic active compound and heavy metals should be classified in [A61K 33/24](#) - [A61K 33/38](#) and not in subgroups [A61K 31/28](#) - [A61K 31/32](#), [A61K 31/555](#) or [A61K 31/714](#). This does not apply to complexes with heavy metals, as apparent from the [A61K 31/00](#) scheme, wherein the complexes hemin and hematin are classified in [A61K 31/555](#) and cyanocobalamin in [A61K 31/714](#).

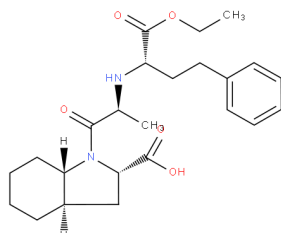
If a subgroup title is the name of a specific compound or a group of specific compounds (e.g. [A61K 31/203](#) "Retinoic acid", [A61K 31/375](#) "Ascorbic acid", [A61K 31/4415](#) "Pyridoxine") only exactly the compounds named are classified in this group (not derivatives thereof). For instance [A61K 31/203](#) covers retinoic acid, but not derivatives thereof. However, salts of retinoic acid or ascorbic acid still fall under the respective subgroup for the acid.

On the other hand, when a compound is mentioned in the group title only as an example ("e.g."), such as in [A61K 31/5375](#) "1,4-oxazines, e.g. morpholine", the scope is not limited to this example.

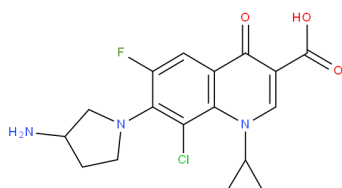
A fusion heteroatom, i.e. a heteroatom which is shared by two (or more) rings in a fused ring system is to be counted for all adjacent rings. Example: indolizine is correctly classified in [A61K 31/437](#).



Unless otherwise specified (e.g. when distinguishing between non-condensed pyridines in [A61K 31/44](#) and non-condensed piperidines in [A61K 31/445](#)), a class definition using a ring name encompasses all hydrogenated, (partially) dehydrogenated, oxidized (i.e. carrying a keto-group) and/or substituted derivatives. Examples: [A61K 31/404](#) "Indoles" also covers fully hydrogenated derivatives, e.g. trandalopril



[A61K 31/4709](#) "Non condensed quinolines and containing further heterocyclic rings" covers e.g. clinafloxacin



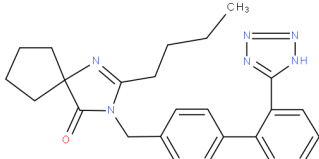
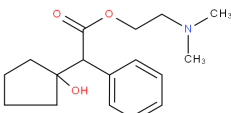

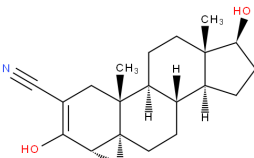
## Glossary of terms

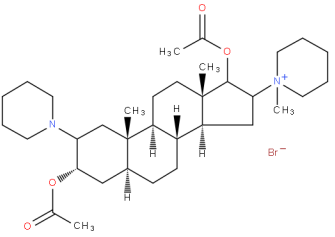
*In this place, the following terms or expressions are used with the meaning indicated:*

Unless explicitly defined otherwise, all chemical terms have their universally accepted meaning as understood by a chemist, e.g. as defined in the IUPAC Gold Book.

Alkyl	does not encompass alkenyl, alkynyl or cycloalkyl
-------	---



Arylalkylamine ( <a href="#">A61K 31/137</a> )	- does not encompass arylcycloalkyl-amine; - does not encompass arylalkenyl-amine; - does not encompass N-aryl,N-alkylamine; - encompasses hydroxy-substituted, keto-substituted or halo-substituted arylalkylamine as well as bis-arylalkylamine.
Aryloxyalkylamine ( <a href="#">A61K 31/138</a> )	indicates the sequence Ar-O-Alk-N- and as above, allows substitutions on the Ar and Alk portion.
Steroids	see definition given in the Note following the title of <a href="#">C07J</a> .
Carbohydrates and sugars	see definitions given in the Note following the title of <a href="#">C07H</a> .
Condensed ring system	<p>Two rings are "condensed" if they share at least one ring member, i.e. not only ortho- and peri-, but also "bridged" and "spiro" are considered as condensed, as for example irbesartan, which is correctly classified in <a href="#">A61K 31/4184</a></p> <p>A "condensed ring system" is a</p>  <p>ring system in which all rings are condensed among themselves.</p>
Attached to	<p>directly attached, not via a linker, thus for example cyclopentolate is to be classified in <a href="#">A61K 31/216</a> and not <a href="#">A61K 31/235</a></p> 
Bridged ring system	<p>a system which contains interlocking rings, i.e. a ring system where some of the rings constitute a fused ring system with ortho- and/or peri-condensation, and the remaining rings are created by one or more bridges, e.g. amantadine and hexamine</p> 
" Containing carbocyclic rings", or "containing heterocyclic rings"	<p>the plural form does not require the presence of more than one such ring, as for example in trilostane, which is correctly classified in <a href="#">A61K 31/58</a></p> 

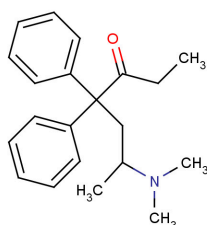
"Containing heterocyclic rings" [(for compounds classified according to the presence of a specific carbocyclic ring (system)), or "containing further heterocyclic rings" [for compounds classified according to the presence of a specific heterocyclic ring (system)]]	<p>does not require these further rings to be part of the specific ring (system) used as primary criterion for classification. Thus for example vecuronium bromide is to be classified in <a href="#">A61K 31/58</a></p> 
Condensed with heterocyclic ring system	allows the condensation to occur via the non-heterocyclic ring of the heterocyclic ring system.
"containing further heterocyclic rings" and "condensed with heterocyclic rings"	also cover compounds having two or more identical heterocyclic rings, e.g. the compounds wherein the further heterocyclic ring is the same as the primary ring.
"containing" vs. "having"	in the definitions for all heterocyclic compounds, the term "having" requires that the feature indicated in the subgroup is possessed by or is on the heterocycle, whereas the term "containing" relates to an additional feature which can be in any part of the molecule.

Further details of the subgroups

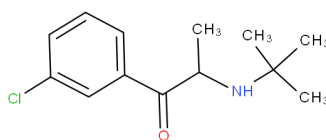
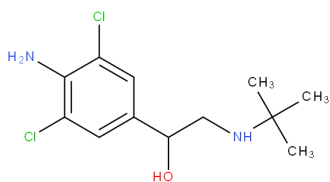
#### [A61K 31/137](#)

The term "Arylalkylamines" in [A61K 31/137](#):

- encompasses bis-arylalkylamine; for example methadone

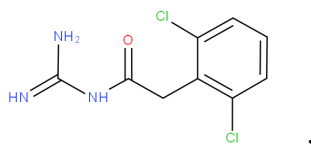


- encompasses hydroxy-substituted, keto-substituted or halo-substituted arylalkylamine; for example clenbuterol and bupropion



are to be classified in [A61K 31/137](#).

However, if the keto-substitution is adjacent to the amino-group to give an amide, e.g. as in guanfacine

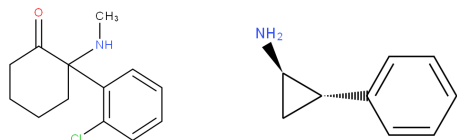


## Glossary of terms

then the amido group would take precedence, thus the compound is not to be classified in [A61K 31/137](#) nor in [A61K 31/155](#) (guanidine), but in [A61K 31/165](#) according to the last place rule.

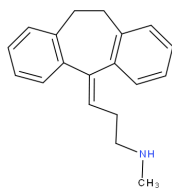
- - does not encompass arylcycloalkylamine;

for example ketamine and tranylcypromine



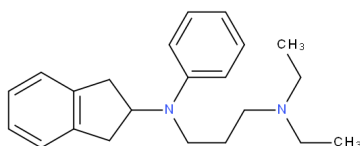
are to be classified in [A61K 31/135](#) not in [A61K 31/137](#).

- - does not encompass arylalkenylamine; for example notriptyline



is to be classified in [A61K 31/135](#) not in [A61K 31/137](#).

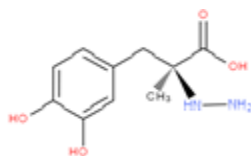
does not encompass N-aryl,N-alkylamine; for example aprindine



is to be classified in [A61K 31/136](#) not in [A61K 31/137](#).

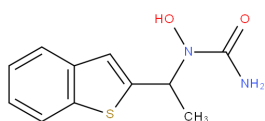
### [A61K 31/198](#)

This subgroup also encompasses amino acid derivatives such as e.g. carbidopa, which is seen as an N-amino-substituted amino acid.



### [A61K 31/33](#)

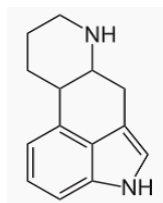
Heterocyclic compounds having e.g. "sulfur as a ring heteroatom" and "having five-membered rings" ([A61K 31/381](#)), means that the sulfur containing ring must be a five-membered one. For example zileuton, which contains a carbocyclic six-membered ring, is to be classified in [A61K 31/381](#) and not in [A61K 31/382](#).



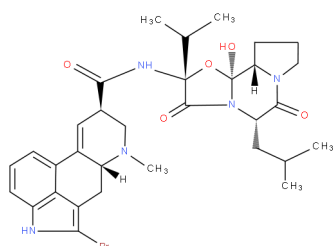
The same applies to all subclasses relating to heterocyclic compounds.

### [A61K 31/48](#)

Ergoline derivatives include a class of compounds characterized by the ring system

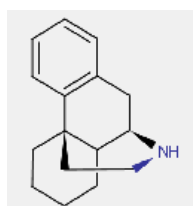


As explicitly mentioned in the scheme, the subclass for the ergoline ring system [A61K 31/48](#) takes precedence over [A61K 31/495](#) "six membered rings with two nitrogen atoms as the only ring heteroatoms" and corresponding subclasses. For example bromocriptine is to be classified in [A61K 31/48](#) and not in [A61K 31/495](#).

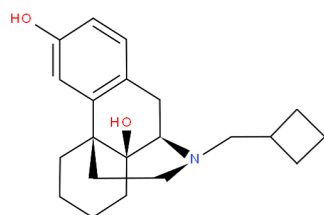


[A61K 31/485](#)

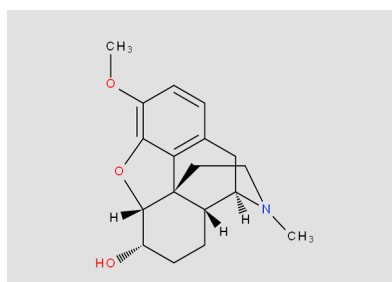
Morphinan derivatives include a class of compounds characterized by the ring system below (with or without an oxygen bridge)



e.g. butorphanol

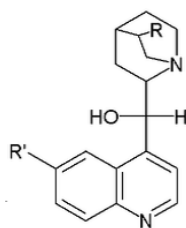


; dihydrocodeine

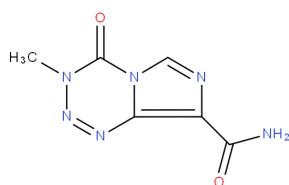


[A61K 31/49](#)

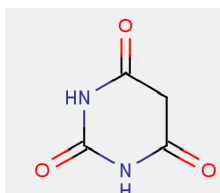
Chinconane derivatives are characterized by the ring system

[A61K 31/495](#)

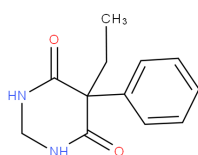
This subgroup also covers compounds having six-membered rings with four nitrogens as the only ring heteroatoms, i.e. tetrazine and tetrazine-containing compounds. For example temozolomide is to be classified in this subgroup.

[A61K 31/515](#)

Barbituric acid derivatives share the structure below



Therefore, primidone is not to be considered a barbituric acid derivative since it is missing a carbonyl group (primidone is to be correctly classified in [A61K 31/513](#)).



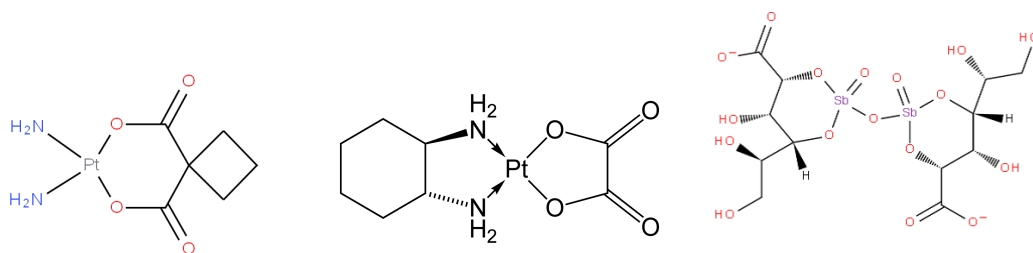
Moreover, the presence of the core structure of barbituric acid may not be sufficient per se in order to identify a compound as a barbituric acid derivative. In this subgroup, the classifier will not only take into account the extent of modification but also whether the compound shares the same pharmacological effect of barbituric acid, i.e. any of sedative, anaesthetic, anxiolytic, hypnotic and anticonvulsant effect.

[A61K 31/555](#)

In addition to the examples explicitly referred to in the scheme, other examples e.g. carboplatin, oxaliplatin and sodium stibogluconate are also to be classified here (not in [A61K 33/00](#) nor in

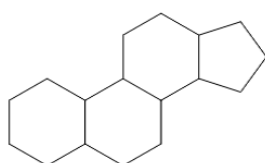
## Glossary of terms

[A61K 31/282](#) or [A61K 31/29](#), since they are heterocyclic active compounds forming a complex with a heavy metal.

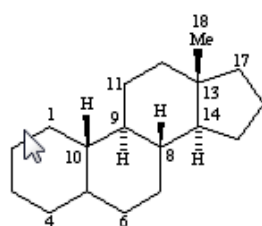


[A61K 31/56](#) - [A61K 31/585](#)

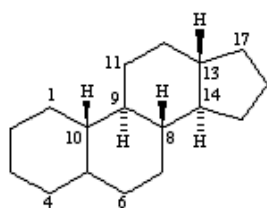
The compounds in these subgroups have the following skeleton



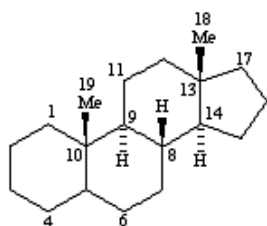
and are further subdivided according to the structure of estranes



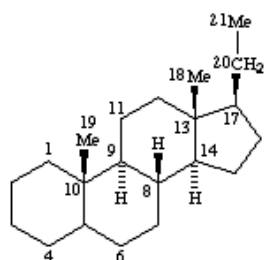
gonanes



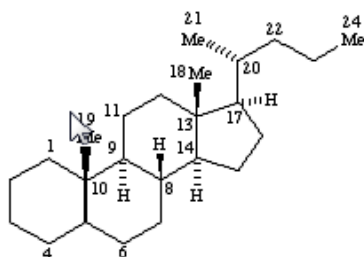
androstanes



pregnanes



cholanes

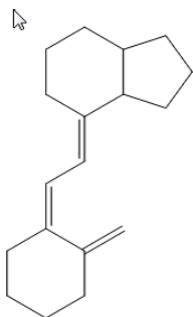


as well as according to the presence or absence of substitutions in position 10, 13, 17 and/or 21.

In subgroups [A61K 31/58](#) and [A61K 31/585](#), the additional ring can be isolated or condensed to the cyclopentanoperhydrophenantrene ring system.

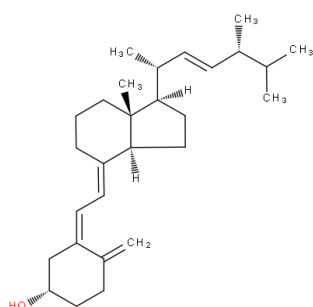
[A61K 31/59](#) - [A61K 31/593](#)

The compounds in these subgroups have the following skeleton

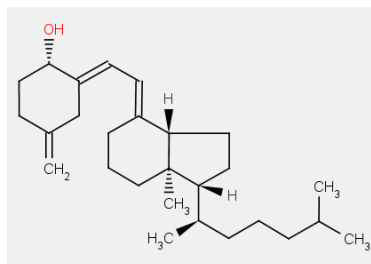


the difference between 9,10-secoergostane derivatives and 9,10-secocholestane derivatives being a double bond in the side chain.

ergocalciferol



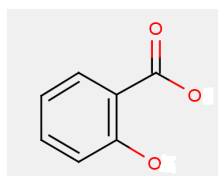
## cholecalciferol



[A61K 31/60](#) - [A61K 31/625](#)

These subgroups cover salicylic acid and derivatives thereof.

The presence of the core structure of the 2-hydroxybenzoic acid, i.e.

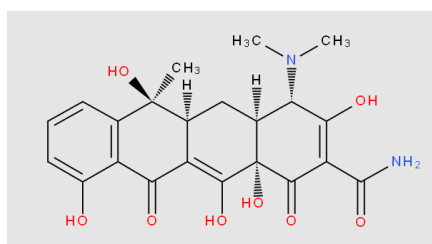


may not be sufficient per se in order to identify a compound as a salicylic acid derivative. In this subgroup, the classifier will not only take into account the extent of modification but also whether the compound shares the same pharmacological effect of salicylic acid, i.e. any of analgesic, antipyretic and antiinflammatory effect. Derivatives with a substitution on the benzene ring are also included in this group (e.g. diflunisal).

For instance, certain compounds are not to be considered salicylic acid derivative due to the extent of the modification and because they do not possess the pharmacological profile of salicylates, e.g. for example the compounds labetalol ([A61K 31/166](#)), cisapride ([A61K 31/4468](#)), flecainide ([A61K 31/4458](#)), metoclopramide ([A61K 31/166](#)) and remoxipride ([A61K 31/40](#)).

[A61K 31/65](#)

The compounds in this subgroup share the core structure of tetracycline



[A61K 31/7105](#)

This subgroup also includes non-modified miRNA and snRNA; shRNA and ribozymes.

[A61K 31/713](#)

This subgroup also includes siRNA, pRNA, sd-rxRNA, recombinant nucleic acids, as well as modified miRNA and snRNA.

Antisense nucleotides and non-coding nucleic acids are classified in [C12N 15/00](#).



## A61K 33/00

### Medicinal preparations containing inorganic active ingredients

#### Definition statement

*This place covers:*

Medicinal preparations containing inorganic active ingredients either alone or in a mixture with other active ingredients. Organic active compounds forming salts or complexes with heavy metals are also classified in [A61K 33/00](#) according to the last place rule, unless explicit reference to the contrary is made in the [A61K 31/00](#) scheme (see below)

#### References

##### Limiting references

*This place does not cover:*

Empty galenic formulations, i.e. only comprising carriers, additives, excipients	<a href="#">A61K 9/00</a> , <a href="#">A61K 47/00</a>
Hemin and hematin	<a href="#">A61K 31/555</a>
Cyanocobalamin	<a href="#">A61K 31/714</a>
Biomaterials	<a href="#">A61L</a>
Disinfecting or sterilising contact lenses	<a href="#">A61L 12/00</a>
For bandages, dressings or absorbent pads	<a href="#">A61L 15/00</a>
Surgical sutures	<a href="#">A61L 17/00</a>
Surgical adhesives or cements	<a href="#">A61L 24/00</a>
For wound dressings, bandages, also liquid, gel, powder	<a href="#">A61L 26/00</a>
For (coating of) grafts, prostheses	<a href="#">A61L 27/00</a>
For other surgical articles, e.g. stents, embolization	<a href="#">A61L 31/00</a>
Detergent compositions	<a href="#">C11D</a>
Undifferentiated human, animal or plant cells, e.g. cell lines; Tissues; Cultivation or maintenance thereof; Culture media therefor	<a href="#">C12N 5/00</a>

##### Informative references

*Attention is drawn to the following places, which may be of interest for search:*

Pharmaceuticals	<a href="#">A61K</a>
Organic active ingredients	<a href="#">A61K 31/00</a>
Active ingredients of undetermined constitution (i.e. natural products)	<a href="#">A61K 35/00</a>
Active ingredients from algae, lichens, fungi or plants	<a href="#">A61K 36/00</a>
Peptides, proteins	<a href="#">A61K 38/00</a>
Antigens or antibodies, vaccines, adjuvants	<a href="#">A61K 39/00</a>
Homeopathy, thermotherapy, photodynamic therapy, photoactivable drugs	<a href="#">A61K 41/00</a>
Mixtures of active ingredients without chemical characterisation	<a href="#">A61K 45/06</a>
Characterized by non-active ingredients e.g. carriers, inert additives, excipients...	<a href="#">A61K 47/00</a>

Conjugates; targeted drugs	<a href="#">A61K 47/50</a>
Gene therapy	<a href="#">A61K 48/00</a>

**Diagnosis**

Testing in vivo, e.g. screening, contrast agents, ultrasound	<a href="#">A61K 49/00</a>
Radioactive substances	<a href="#">A61K 51/00</a>
Medicine/pharmacy - mechanical aspects	<a href="#">A61F</a> , <a href="#">A61M</a> , <a href="#">A61N</a>
Stents	<a href="#">A61F 2/07</a>
Contraceptive devices	<a href="#">A61F 6/00</a>
Ophthalmic implants	<a href="#">A61F 9/0017</a>
Bandages, dressings, absorbent pads	<a href="#">A61F 13/00</a>
Making transdermal patches	<a href="#">A61F 2013/0296</a>
Tampons (also medicated)	<a href="#">A61F 13/20</a>
Electrotherapy	<a href="#">A61N 1/00</a>
Iontophoresis	<a href="#">A61N 1/30</a>
Magnetotherapy	<a href="#">A61N 2/00</a>
In vitro diagnosis	<a href="#">G01N</a>

**Other medical**

Dentistry	<a href="#">A61K 6/00</a>
Disinfection or sterilisation of materials or objects, in general; Accessories therefor	<a href="#">A61L 2/00</a>
Contact lenses	<a href="#">G02C 7/04</a>
Healthcare informatics	<a href="#">G16H</a>

**Other human necessities**

Cosmetics	<a href="#">A61K 8/00</a>
Biocides, pest repellants or attractants	<a href="#">A01N</a>
Animal feeding-stuffs	<a href="#">A23K 10/00</a>
Food or functional food i.e food containing ingredients performing an additional function e.g. disease prevention (neutraceuticals)	<a href="#">A23L</a>

**General chemistry**

Quaternary ammonium compounds	<a href="#">C07C 211/62</a>
Phosphatides	<a href="#">C07F 9/10</a>
Dendrimers	<a href="#">C08G 83/002</a>
Macromolecular gels	<a href="#">C08J 3/075</a>

**Special rules of classification**

In this group classification is according to the last place priority rule.

In this group no distinction is made between Invention and Additional information.

In other words all information, whether it be invention or additional, is classified in as far as it relates to material which the classifier considers likely to be of importance for future reference. Trivial or general state-of-the-art disclosure is not classified.

Therapeutic use: an [A61K 33/00](#) classification symbol is given only if the inorganic ingredient has a physiological, pharmacological or biological effect.

Combinations/mixtures: Give a classification symbol followed by [A61K 2300/00](#) for each active ingredient in the mixture. For each mixture containing at least one active ingredient without chemical characterisation (e.g. functional feature), [A61K 45/06](#) is additionally to be given.

## **A61K 35/00**

### **Medicinal preparations containing materials or reaction products thereof with undetermined constitution**

#### **Definition statement**

*This place covers:*

Medicinal preparations containing various tissues, cells, organisms, materials or reaction products thereof, also with undetermined constitution, as well as their first or further medical use.

An [A61K 35/00](#) symbol is given only if the therapeutic effect is clearly attributed to the "active substance" of the medicinal preparation, and is an essential part of the disclosure.

#### **Relationships with other classification places**

The main group [A61K 35/00](#) may overlap with many other subclasses or main groups relating to medicinal preparations, or preparations comprising the tissues, cells organisms or materials, where the effect is neither mainly nor only pharmaceutical. The most relevant areas are genetically modified cells, viral or cellular vaccines, and antibodies.

- Documents relating to microorganisms and cells used for vaccination where there is no other therapeutic use or therapeutic effect are not classified in [A61K 35/00](#) class.
- Genetically modified cells and documents relating to gene therapy:

Gene therapy: [A61K 48/00](#). Genetically modified cells: [C12N 5/10](#).

- Isolated cells: If cells are used as hosts or vectors (no therapeutic activity), no [A61K 35/00](#) class is given. Cells that are transplanted after a culturing step are classified in [A61K 35/00](#) and [C12N 5/00](#).
- Lymphocytes: Overlap with vaccines: Compositions comprising cells of the myeloid line and lymphocytes, when activated by a specific antigen (for example antibodies), are classified in [A61K 39/00](#), since this represents a vaccine. However, therapeutic combinations of antibodies (or fragments thereof) and blood derived cells that have no vaccine effect are classified in [A61K 35/00](#), [A61K 39/395](#) and [C07K 16/00](#) because this is a combination of a vaccine and a therapeutically used cell.

Example of where an [A61K 35/17](#) class is given in regard to lymphocytes: A method of enhancing normal healing in individuals comprising administering to a site in need thereof an effective amount of autologous B cells immediately before, at the time of or immediately after tissue injury.

- Viruses: Pharmaceutical compositions comprising a virus (and its medical use) are classified in [A61K 35/00](#) if it is not a viral vaccine. If the therapeutic effect is clearly and exclusively a vaccine effect, no [A61K 35/00](#) class is given.

Documents relating to viruses per se (without medical use) are classified in [C12N 7/00](#); viral proteins per se [C07K 14/005](#); use of virus as a vector [C12N 15/86](#); use of virus or part thereof as vaccine [A61K 39/12](#); therapeutic use of a viral protein [A61K 38/16](#).

## Relationships with other classification places

Preparations comprising a modified virus are classified in [C12N 7/00](#); the ICO code [A61K 35/13](#) is given if a therapeutic activity (not vaccine) is suggested. If a therapeutic activity (not vaccine) is disclosed for the modified virus, it is also classified in [A61K 35/00](#).

- Bacteria: If bacteria are claimed per se, they are classified in [C12N 1/00](#) and the CPC symbol [A61K 2035/11](#) is given.
- Toxins of bacteria, snakes, scorpions, fish etc: documents related to protein toxins of these animals only are classified in [A61K 38/00](#). No [A61K 35/00](#) class is given unless the animal or part thereof is also part of the therapeutic composition or use.
- When the composition comprises a special galenic form, it is also classified in [A61K 9/00](#).
- Combinations with other substances: are classified in all appropriate subgroups. For example, combination of lactobacillus and a protein: give [A61K 35/74](#) symbol and also classify in [A61K 38/00](#).
- For each mixture containing at least one ingredient without chemical characterization (e.g. functional feature), [A61K 45/06](#) is to be given.
- When a compound is only and exclusively defined in the application by means of a functional definition, and no specific examples at all are provided, and it is unclear whether the functionally defined compound would be a compound according to any of [A61K 31/00](#), [A61K 33/00](#), [A61K 35/00](#), [A61K 36/00](#), [A61K 38/00](#) or [A61K 39/00](#), the main group [A61K 45/00](#) is to be assigned.

## References

### Limiting references

*This place does not cover:*

Medical use of chemical compounds	<a href="#">A61K 31/00</a>
Plants	<a href="#">A61K 36/00</a>
Algae, Fungi, e.g. yeast	<a href="#">A61K 36/00</a>
Medical use of peptides	<a href="#">A61K 38/00</a>
Microorganisms used for vaccination	<a href="#">A61K 39/00</a>
Vaccines	<a href="#">A61K 39/00</a> ; <a href="#">C12N 7/00</a>
Viruses per se, purification; virus vaccines	<a href="#">A61K 39/00</a> ; <a href="#">C12N 7/00</a>
Medicinal preparations obtained by treating materials with wave energy or particle radiation	<a href="#">A61K 41/00</a>
Compound defined by means of a functional definition	<a href="#">A61K 45/00</a>
Drug delivery systems	<a href="#">A61K 47/00</a>
Transgenic animals	<a href="#">A01K 67/00</a>
Food	<a href="#">A23L 5/00</a>
Orthopaedic methods for treatment for bones or joints	<a href="#">A61F 5/00</a>
Bandages, dressings, surgical articles	<a href="#">A61L 15/00</a> ; <a href="#">A61L 27/00</a> ; <a href="#">A61L 29/00</a> ; <a href="#">A61L 31/00</a> ; <a href="#">A61L 33/00</a>
Chemical compounds as such	<a href="#">C01</a> - <a href="#">C09</a>
Bacteria claimed per se	<a href="#">C12N 1/00</a>
Genetic engineering of cells, cell lines per se	<a href="#">C12N 5/00</a>
Screening methods	<a href="#">G01N 33/00</a>

### Informative references

Attention is drawn to the following places, which may be of interest for search:

Furthermore, a class in addition to a [A61K 35/00](#) from the list below might be necessary depending on the subject-matter to be classified:

Cosmetic preparations	<a href="#">A61K 8/00</a>
Medicinal preparation characterised by physical, galenic form	<a href="#">A61K 9/00</a>
Medicinal preparations containing inorganic active ingredients	<a href="#">A61K 33/00</a>
Medical use of peptides originating from organisms falling under <a href="#">A61K 35/00</a>	<a href="#">A61K 38/00</a>
Food or "functional" food, e.g. probiotic bacterial where a medical use and a food is claimed.	<a href="#">A23L 5/00</a>
Therapeutic activity of chemical compounds	<a href="#">A61P</a>
Modified cells with medical use	<a href="#">C12N 5/00</a>
Modified virus with medical use (not vaccine)	<a href="#">C12N 7/00</a>

### Special rules of classification

- Relevant subject-matter that is exemplified, but not claimed, should also be classified. For very long, exhaustive lists of actives claimed for a therapeutic use, if it appears from the dependent claims/description/examples that only few actives are preferred/well described, only these substances will be classified.

The last place rule does not apply in [A61K 35/00](#). Each component of a pharmaceutical composition (if an active ingredient and not a vaccine) that is falling under the definitions of [A61K 35/00](#) is classified

- Mixtures/Combinations comprising several actives classified in [A61K 35/00](#):

A classification symbol is given for each active ingredient in the mixture followed by [A61K 2300/00](#) to create the corresponding Combination-set.

For example, a composition comprising lactobacilli and propolis extract will be allocated the symbols [A61K 35/74](#) and [A61K 35/644](#), each followed by the symbol [A61K 2300/00](#).

For each mixture containing at least one ingredient without chemical characterisation (e.g. functional feature), [A61K 45/06](#) is to be given.

- Compositions comprising cells or non-embryonic stem cells: if the cells are characterized, give the symbol of the corresponding tissue, i.e. Pancreatic stem cells are classified in [A61K 35/39](#), Pancreas. The most relevant types of stem cells relating to different tissues are specifically indicated by the respective symbols.
- Isolated cells that are transplanted without a culturing step, in order to obtain a therapeutic effect are classified in [A61K 35/12](#) if the cell type is not specified. Otherwise classify under the respective tissue.
- Mesenchymal stem cells are always classified in [A61K 35/28](#), irrespective of the origin.
- Important aspects of the invention mentioned only in the description deserve classification as well.

### Glossary of terms

In this place, the following terms or expressions are used with the meaning indicated:

Blue algae	cyanobacteriae
Bacteriophage	virus

Protozoa	single cell animal-like eukaryotic organisms, e.g. flagellates (Giardia), amoeboids, sporozoans (Plasmodium)
----------	--

Indexing codes used in [A61K 35/00](#):

For additional information purposes:

[A61K 35/00](#) Medicinal preparations comprising living biological materials, e.g. virus, cells, tissue, organs

[A61K 2035/11](#) Medicinal preparations comprising living procariotic cells

[A61K 2035/115](#): Probiotics (used in cases of nutritional compositions with probiotics, where a medical use is not clearly shown but implied, or where the probiotic bacteria are not disclosed and a specific [A61K 35/74](#) class cannot be assigned.

With respect to materials from mammals:

[A61K 35/12](#) Medicinal preparations comprising living eukaryotic cells

[A61K 2035/122](#)..for inducing tolerance or suppression of immune responses

[A61K 2035/124](#).. the cells being haematopoietic, bone marrow derived or blood cells

[A61K 2035/126](#).. immunoprotecting barriers, e.g. jackets, diffusion chambers

[A61K 2035/128](#)... capsules, e.g. microcapsules

[A61K 35/13](#) Medicinal preparations comprising living viruses

## A61K 36/00

**Medicinal preparations of undetermined constitution containing material from algae, lichens, fungi or plants, or derivatives thereof, e.g. traditional herbal medicines {(antigens from pollen [A61K 39/36](#))}**

### Definition statement

*This place covers:*

Medicinal preparations containing material from algae, lichens, fungi or plants, or derivatives thereof, e.g. traditional herbal medicines, also of undetermined constitution.

[A61K 36/00](#) is given only if a therapeutic effect is clearly attributed to the "active substance" of the medicinal preparation, and is an essential part of the disclosure. In particular:

Medicinal formulations or compositions per se containing therapeutically active material from algae, lichens, fungi or plants

Material from algae, lichens, fungi or plants for use in any first or further medical application

Use of a material from algae, lichens, fungi or plants for the manufacture of a medicament for the treatment of a pathological condition

### Relationships with other classification places

Purified active components: if the active component has been isolated from material from algae, lichens, fungi or plants and the chemical structure is well-defined and can be classified under [A61K 31/00](#), a class under [A61K 36/00](#) together with the appropriate [A61K 31/00](#) class is given.

## Relationships with other classification places

Purified proteins, peptides or lectins: documents related to isolated plant peptides or proteins are classified in [A61K 38/00](#). An additional [A61K 36/00](#) class is given if the source of the purified compound can be clearly attributed to a specific material from algae, lichens, fungi or plants.

Claims to a new galenic formulation of a known material for use in therapy are classified in [A61K 9/00](#). An additional [A61K 36/00](#) class is given for the material only in case of a specific material from algae, lichens, fungi or plants. No [A61K 36/00](#) class is given if only unspecific material (for example "plant extracts", "essential oil") is mentioned.

Cosmetic preparations containing material from algae, lichens, fungi or plants are classified in [A61K 8/00](#). An additional [A61K 36/00](#) class is given for the material only in case of a therapeutic effect.

Food containing material from algae, lichens, fungi or plants is classified in [A23L 5/00](#). An additional [A61K 36/00](#) class is given for the material only in case of a therapeutic effect (functional food).

Bacteria: If bacteria are claimed per se, they are classified in [C12N 1/00](#), medicinal preparations with bacteria are classified in [A61K 35/74](#).

Blue algae (Spirulina) are cyanobacteriae and classified in [A61K 35/74](#).

Honey, beeswax, propolis: [A61K 35/644](#)

Genetically modified cells: Compositions comprising genetically modified cells are classified in [A61K 48/00](#) (Gene therapy), or [C12N 5/10](#) (Genetically modified cells).

Separation procedures as such, not relating to a medicinal preparation or a therapeutic use, are classified in [B01D](#).

- When a compound is only and exclusively defined in the application by means of a functional definition, and no specific examples at all are provided, and it is unclear whether the functionally defined compound would be a compound according to any of [A61K 31/00](#), [A61K 33/00](#), [A61K 35/00](#), [A61K 36/00](#), [A61K 38/00](#) or [A61K 39/00](#), the main group [A61K 45/00](#) is to be assigned.

## References

### Limiting references

*This place does not cover:*

Cosmetic preparations containing material from algae, lichens, fungi or plants	<a href="#">A61K 8/00</a>
Medical use of chemical compounds	<a href="#">A61K 31/00</a>
Medicinal preparations containing material of undetermined constitution	<a href="#">A61K 35/00</a>
Medical use of peptides	<a href="#">A61K 38/00</a>
Microorganisms used for vaccination	<a href="#">A61K 39/00</a>
Vaccines	<a href="#">A61K 39/00</a> ; <a href="#">C12N 7/00</a>
Viruses per se, purification; virus vaccines	<a href="#">A61K 39/00</a> ; <a href="#">C12N 7/00</a>
Medicinal preparations obtained by treating materials with wave energy or particle radiation	<a href="#">A61K 41/00</a>
Compound defined by means of a functional definition	<a href="#">A61K 45/00</a>
Drug delivery systems	<a href="#">A61K 47/00</a>
Food	<a href="#">A23L 5/00</a>
Bandages, dressings, absorbent pads containing material from algae, lichens, fungi or plants	<a href="#">A61L 15/40</a>



## Limiting references

Separation or extraction processes as such	<a href="#">B01D</a>
Chemical compounds as such	<a href="#">C01- C09</a>
Bacteria claimed per se	<a href="#">C12N 1/00</a>
Genetic engineering of cells, cell lines per se	<a href="#">C12N 5/00</a>
Screening methods	<a href="#">G01N 33/00</a>

**Informative references**

Attention is drawn to the following places, which may be of interest for search:

Cosmetic preparations e.g. plant material or extracts where a medical and a cosmetic use is claimed	<a href="#">A61K 8/00</a>
Medicinal preparation characterised by physical, galenic form	<a href="#">A61K 9/00</a>
Medicinal preparations containing inorganic active ingredients	<a href="#">A61K 33/00</a>
Medical use of peptides originating from organisms falling under <a href="#">A61K 36/00</a>	<a href="#">A61K 38/00</a>
Food or "functional" food, e.g. plant material or extracts where a medical use and a food is claimed	<a href="#">A23L 5/00</a>
Modified cells with medical use	<a href="#">C12N 5/00</a>

**Special rules of classification**

Each specific active component is classified according to its systematic name in [A61K 36/00](#). The last place rule does not apply.

A class within this group is only given for the use of specific compounds, i.e. those present in the claims or exemplified in the description, and therapeutically active agents (which is not always the case, e.g. essential oils used as perfume or taste masking compounds).

Relevant subject-matter that is exemplified, but not claimed, should also be classified. Important aspects of the invention mentioned only in the description deserve a class as well.

Classification should be restricted to the relevant or essential part of the disclosure. For very long lists (10 and more) of material claimed for a therapeutic use, and if it appears from the dependent claims/description/examples that only few plants are preferred/well described, classification should be limited to the compounds tested, or the more significant compounds.

A general concept (e.g. "Compound X for use in treating disease Y, wherein X is a plant, an antibody or a chemical compound" with no specific compounds given) does not get any [A61K 36/00](#) class.

The medicinal preparation can also be in the form of a product by process claim, reflecting a specific extraction process.

If the extraction process is claimed and considered relevant or an essential part of the disclosure, at least one additional Indexing Code in [A61K 2236/00](#) is given.

Combinations/mixtures: a Combination-set is generated having after "," the symbol [A61K 2300/00](#) for each active ingredient in the mixture, for example ([A61K 31/60](#), [A61K 2300/00](#))

For each mixture containing at least one ingredient without chemical characterisation (e.g. functional feature), [A61K 45/06](#) is to be given.

For fermented preparations the Indexing Code [A61K 2236/19](#) is to be added:



A medical preparation with red fermented rice will get [A61K 36/899](#) (rice), [A61K 36/062](#) (Monascus) and [A61K 2236/19](#) (fermentation process)

Pollen (not further specified): [A61K 36/00](#)

Wood tar, sap or resin (not further specified): [A61K 36/00](#)

## **A61K 38/00**

**Medicinal preparations containing peptides (peptides containing beta-lactam rings [A61K 31/00](#); cyclic dipeptides not having in their molecule any other peptide link than those which form their ring, e.g. piperazine-2,5-diones, [A61K 31/00](#); ergot alkaloids of the cyclic peptide type [A61K 31/48](#); containing macromolecular compounds having statistically distributed amino acid units [A61K 31/74](#); medicinal preparations containing antigens or antibodies [A61K 39/00](#); medicinal preparations characterised by the non-active ingredients, e.g. peptides as drug carriers, [A61K 47/00](#))**

### **Definition statement**

*This place covers:*

Peptides, proteins or their fragments (from dipeptides onwards), or the corresponding nucleic acids encoding these peptides/proteins, when claimed for use in the therapy of humans or animals, i.e. when claimed as therapeutically active components.

In particular:

Medicinal formulations or compositions per se containing therapeutically active peptides or proteins.

Peptides or proteins for use in any first or further medical applications.

Use of a peptide or protein for the manufacture of a medicament for the treatment of a pathological condition.

### **Relationships with other classification places**

Proteins or peptides claimed per se, are classified under the proper [C07K](#) subgroup; within the same document, further claims to their use in therapy are given the additional information symbol [A61K 38/00](#). An invention information classification should be given in [A61K 38/00](#)+ only for documents claiming the further medical use of proteins or peptides without claiming the proteins or peptides per se (Note: The [A61K 38/00](#) scheme is mostly (with exceptions) aligned with the [C07K 2/00](#) - [C07K 14/00](#) schemes, however with less subdivisions. Hence to find the appropriate [A61K 38/00](#) classification subgroup to be given to a protein used in therapy, the procedure consists of checking the place of said protein in the [C07K](#) scheme and apply the corresponding place, if correct and justified, in the [A61K 38/00](#) scheme, for the sake of consistency between schemes).

The use of proteins or peptides of known source in therapy, or therapeutic compositions, is classified as additional information in the [A61K 35/00](#) or [A61K 36/00](#) subgroups if the source is considered an important aspect of the invention, as well as in the appropriate [A61K 38/00](#) subgroup for known sequences or [A61K 38/02](#) for unknown sequence. If the source is not known, only a classification in [A61K 38/00](#)+ is needed.

When a protein or peptide mixture for use in therapy contains at least one active ingredient without chemical characterisation (e.g. functional feature such as antiphlogistics, anti-cancer agent), invention information classifications should be given in [A61K 38/00](#)+ and [A61K 45/06](#).

When a compound is only and exclusively defined in the description and claims by means of a functional definition, no specific examples are provided, and it is unclear whether the functionally

## Relationships with other classification places

defined compound is a compound according to any of [A61K 31/00](#), [A61K 33/00](#), [A61K 35/00](#), [A61K 36/00](#), [A61K 38/00](#) or [A61K 39/00](#), then invention information classification in [A61K 45/00](#) is assigned. For example a general concept (e.g. "Compound X for use in treating disease Y, wherein X is a protein, an antibody or a chemical compound" with no specific compounds given, i.e. the document does not give a single, concrete example of peptidic or proteic compounds) is not classified under [A61K 38/00](#) but under [A61K 45/00](#).

Preparations comprising enzymes are classified under [A61K 38/43](#) - [A61K 38/54](#), followed by a [C12Y](#) invention information symbol for the specified enzyme(s). For example, a preparation comprising alpha-galactosidase is classified under [A61K 38/47](#) (i.e. Hydrolases acting on glycosyl compounds) and [C12Y 302/01022](#) (i.e. alpha-galactosidase EC 3.2.1.22).

Claims to "enzyme inhibitors" for use in therapy, without any specific example or without an identified peptidic structure, i.e. "reach-through" claims, are not covered by [A61K 38/00](#) but are classified in [C12Q 1/00](#) or [G01N 33/00](#) as appropriate. At first glance this may appear somewhat of an anomaly however claims of this type are usually a result of a screening process e.g. A compound identified by the method of claim 1 for treatment of disease X. Claim 1 would typically be something like A method for identifying an inhibitor for cholesterol esterase comprising ...etc. As the method for identification of such a compound would be classified in [C12Q](#) and no provision is made in [A61K 38/00](#) for classification of compounds without an identified peptidic structure, classification in [C12Q](#) alone is deemed sufficient. The same applies to documents classified in [G01N](#) for screening purposes. (Note: A "reach-through" claim is defined as a claim attempting to obtain protection for a chemical products' uses, compositions thereof, etc. by defining that product by its functionality in terms of its action e.g. an agonist, antagonist, inhibitor of a biological target such as an enzyme or receptor).

Stabilisation of a specific active protein or peptide with an inert additive (i.e. inactive carrier, targeting agent, potentiator, adjuvant) for use in therapy is classified under the appropriate [A61K 38/00](#) symbol for the therapeutically active protein or peptide and under [A61K 47/00](#). For example, a therapeutic composition comprising growth hormone together with albumin or collagen, the latter being present in the composition for its function as stabiliser of the hormone, will be classified under [A61K 38/27](#) (growth hormone) as well as [A61K 47/42](#) (albumin, collagen) but not under [A61K 38/38](#) (albumin used as therapeutically active agent) nor [A61K 38/39](#) (collagen used as therapeutically active agent).

Proteins or peptides for use in therapy, characterised by the special physical form (i.e. new galenic formulation of a known protein or peptide for use in therapy) may require classification under [A61K 9/00](#). An [A61K 38/00](#) classification is given for the protein or peptide only in case of a specified protein or family of proteins. No [A61K 38/00](#) classification is given as invention information to an exhaustive list of unrelated and unspecific proteins. Instead [A61K 38/00](#) is given as additional information.

For gene therapy, an appropriate [A61K 38/00](#) classification is given for the protein or peptide used in the gene therapy method, together with an [A61K 48/00](#) symbol. The same applies for the use of a nucleic acid encoding a specific protein, or of cells modified to produce a specific protein, for use in gene therapy: an invention information is given both in [A61K 38/00](#)+ and [A61K 48/00](#)+

For vaccines comprising peptides or fragments thereof, if the therapeutic effect is clearly and exclusively a vaccine effect, no [A61K 38/00](#) classification is given. The vaccine is classified in [A61K 39/00](#) or one of its subgroups as appropriate.

## References

### Limiting references

*This place does not cover:*

Single amino acids or single nucleic acids for use in therapy	<a href="#">A61K 31/00</a>
Medical use of non-coding nucleic acids, e.g. ribozymes, antisenses	<a href="#">A61K 31/7084</a> - <a href="#">A61K 31/713</a>
Vaccines	<a href="#">A61K 39/00</a>

## Limiting references

Stabilisation of proteins in general	<a href="#">A61K 47/50</a>
Peptides forming the non active part of a conjugate	<a href="#">A61K 47/62</a>
NMR contrast preparations containing peptides	<a href="#">A61K 49/14</a>
Preparations containing radioactive peptides for use in therapy	<a href="#">A61K 51/08</a>
Antibodies	<a href="#">C07K 16/00</a> , <a href="#">A61K 2039/505</a>
Enzymes per se	<a href="#">C12N 9/00</a>
Non-coding nucleic acids, e.g. ribozymes, antisenses	<a href="#">C12N 15/113</a>

**Informative references**

Attention is drawn to the following places, which may be of interest for search:

Cosmetic preparations containing proteins or peptides	<a href="#">A61K 8/64</a>
Medicinal preparations characterised by physical form	<a href="#">A61K 9/00</a>
Medicinal preparations containing material of undetermined constitution	<a href="#">A61K 35/00</a>
Proteins or peptides used in food	<a href="#">A23L</a>
Proteins or peptides involved in bandages, dressings	<a href="#">A61L 15/32</a> , <a href="#">A61L 26/0028</a>
Proteins or peptides involved in surgical articles	<a href="#">A61L 24/10</a> , <a href="#">A61L 31/043</a>
Proteins or peptides involved in prostheses or coatings	<a href="#">A61L 27/22</a>
Proteins or peptides involved in catheters	<a href="#">A61L 29/044</a>
Proteins or peptides involved in antithrombogenic treatment of surgical articles	<a href="#">A61L 33/00</a>
Proteins or peptides per se	<a href="#">C07K</a>
Methods for the preparation of peptides	<a href="#">C07K 1/00</a>
Enzymes per se	<a href="#">C12Y</a>

**Special rules of classification**

Each specific active component in a medical use claim is classified according to the last place rule.

Classification within this group is only given for the use of peptides or proteins (i.e. those present in the claims or exemplified in the description) as active agents.

The sole symbol for additional information classification is [A61K 38/00](#), without subdivisions. An invention information classification with the head symbol [A61K 38/00](#) should be avoided.

A fragment of a protein in a medical claim is classified with its parent, if known. If the protein from which the fragment derives is not identified in the document to be classified, the fragment will be classified according to its length. Protein fragments less than 5 amino acids long are additionally classified under [A61K 38/043](#) - [A61K 38/07](#).

A nucleic acid encoding a protein in a medical use claim is classified under the protein it encodes.

In principle all specific compounds mentioned in the claims are classified. However, when there are too many compounds, as in the case of lengthy, exhaustive lists of proteins or peptides claimed for a therapeutic use, classification should be limited to a reasonable number of assignments covering e.g. the compounds tested or exemplified. Any generalisation which would lead to the next hierarchically higher level should be avoided. The therapeutic use of undefined proteins or peptides (no peptidic

structure described) is not classified under [A61K 38/02](#) which is for the medical use of compounds of peptidic or proteic nature but of undefined length, e.g. polymers of repeated motifs of aminoacids of undefined length, but nevertheless disclosed in the document.

Enzyme inhibitors in a medical use claim are classified within the [A61K 38/005](#) (enzyme inhibitors) or [A61K 38/55](#) (protease inhibitors) groups only if they are of peptidic structure. [A61K 38/005](#) or [A61K 38/55](#) should be assigned with another, more informative classification symbol: if the inhibitor is directly derived from the enzyme sequence itself, like for example an inhibitory enzyme fragment, it is also classified under the enzyme from which it is derived ([A61K 38/43](#) - [A61K 38/54](#)); if the inhibitor is not disclosed in the document as being derived from a known enzyme, for example the inhibitor is synthetically produced and is clearly constituted of a sequence of amino acids (defined or not), it is classified under its length. The concept "enzyme inhibitors" without any specific example or given peptidic structure does not require classification within this group.

For mixtures or combinations: a classification symbol is given for each active ingredient in a medical use claim, followed by [A61K 2300/00](#) (Additional Information Symbol for mixtures) to create the corresponding Combination-set. This applies also if one mixture component is claimed per se.

Fusion peptides in a medical use claim are classified under [A61K 38/00](#) with the symbols of their components.

Important aspects of the invention mentioned only in the description should also be classified.

## **A61K 39/00**

### **Medicinal preparations containing antigens or antibodies (materials for immunoassay [G01N 33/53](#))**

#### **Definition statement**

*This place covers:*

The use of antigens or antibodies in medicinal preparations for immunization..

#### **Relationships with other classification places**

Gene therapy: An appropriate [A61K 39/00](#) symbol is given when the in vivo expression of a protein arising from the delivery of a nucleic acid encoding the protein, and the generation of an immune response against the encoded protein results in a prophylactic or therapeutic effect. The same applies for the use of cells modified to produce a specific antigen/antibody, for use in gene therapy. An [A61K 48/00](#) symbol may also be given, if applicable, as specified under the [A61K 48/00](#) section definitions

#### **References**

##### **Limiting references**

*This place does not cover:*

Gene therapy	<a href="#">A61K 48/00</a>
Material for immunoassay	<a href="#">G01N 33/53</a>

##### **Informative references**

*Attention is drawn to the following places, which may be of interest for search:*

Viral peptides having more than 20 amino acids	<a href="#">C07K 14/005</a> and/or <a href="#">C12N 7xx/xxxx22</a> defining the origin of the viral peptide
--	---

Bacterial peptides having more than 20 amino acids	<a href="#">C07K 14/195</a> and subgroups further defining the origin of the bacterial peptide
Fungal peptides having more than 20 amino acids	<a href="#">C07K 14/37</a> and subgroups further defining the origin of the fungal peptide
Animal/human peptides having more than 20 amino acids	<a href="#">C07K 14/435</a> and subgroups further defining the origin of the animal/human peptide

### Special rules of classification

In CPC, an important limitation for the classification in [A61K 39/00](#) has been introduced, in comparison with the IPC:

The medicinal use of proteinaceous antigens hypothetically useful for vaccination is classified only in [C07K 14/00](#) or [C12N 9/00](#), according to the origin of the protein, with addition of the Indexing Code [A61K 39/00](#).

Guidance for the classification of medicinal preparations containing antibodies ([A61K 39/395](#) and subgroups) as active ingredients is given in a separate definition concerning antibodies ([C07K 16/00](#)).

What follows below is the classification strategy for the medicinal use of antigens for which vaccination has been sufficiently disclosed.

Documents relating to the medicinal use of antigens are classified in [A61K 39/00](#), mainly according to the origin of the antigen.

Indexing Codes ([A61K 2039/51](#) - [A61K 2039/64](#)) are used for classifying further relevant and sufficiently disclosed aspects of the immunogenic compositions.

Preparations containing archeal antigens for vaccination: [A61K 39/0001](#)

Preparations containing fungal antigens for vaccination: [A61K 39/0002](#)

Preparations containing invertebrate antigens for vaccination: [A61K 39/0003](#)

Preparations containing vertebrate antigens for vaccination:

from [A61K 39/0005](#) - [A61K 39/0012](#)

[A61K 39/0006](#) :contraceptive vaccins, vaccins against sex hormones

[A61K 39/0007](#) : preparations containing nervous system antigens or prions

[A61K 39/0008](#) : preparations containing antigens related to auto-immune diseases and preparations to induce self-tolerance

[A61K 39/001](#) : preparations to induce tolerance to non-self, e.g. prior to transplantation

[A61K 39/0011](#) : preparations containing cancer antigens

[A61K 39/0012](#) : preparations containing lipid or lipoprotein antigens

Preparations containing protozoa antigens: from [A61K 39/002](#) - [A61K 39/018](#) according to the origin of the antigen

[A61K 39/005](#) : preparations containing Trypanosoma antigens

[A61K 39/008](#) : preparations containing Leishmania antigens

[A61K 39/012](#) : preparations containing Coccidia antigens

[A61K 39/015](#) : preparations containing Hemosporidia antigens e.g. Plasmodium antigens

[A61K 39/018](#) : preparations containing Babesia antigens e.g. Theileria antigens

Preparations containing bacterial antigens: from [A61K 39/02](#) - [A61K 39/118](#) according to the origin of the antigen

[A61K 39/0208](#) : preparations containing antigens from specific bacteria, which cannot be classified in [A61K 39/0216](#) - [A61K 39/118](#)

[A61K 39/0216](#) : preparations containing antigens from Bacterioidetes, e.g. Bacteroides, Ornithobacter, Porphyromonas

[A61K 39/0225](#) : preparations containing antigens from Spirochetes, e.g. Treponema, Leptospira, Borrelia

[A61K 39/0233](#) : preparations containing antigens from Rickettsiales, e.g. Anaplasma

[A61K 39/0241](#) : preparations containing antigens from Mollicutes, e.g. Mycoplasma, Erysipelothrix

[A61K 39/025](#) : preparations containing antigens from Enterobacteriales, e.g. Enterobacter, Yersinia

[A61K 39/0258](#) : preparations containing antigens from Escherichia

[A61K 39/0266](#) : preparations containing antigens from Klebsiella

[A61K 39/0275](#) : preparations containing antigens from Salmonella

[A61K 39/0283](#) : preparations containing antigens from Shigella

[A61K 39/04](#) : preparations containing antigens from Mycobacterium, e.g. Mycobacterium tuberculosis

[A61K 39/05](#) : preparations containing antigens from Actinobacteria (e.g. Actinomyces, Streptomyces, Nocardia, Bifidobacterium, Gardnerella), Corynebacteria, Propionibacteria. Preparations containing antigens from Mycobacterium are classified in [A61K 39/04](#)

[A61K 39/07](#) : preparations containing antigens from Bacillus

[A61K 39/08](#) : preparations containing antigens from Clostridium, e.g. Clostridium tetanus

[A61K 39/085](#) : preparations containing antigens from Staphylococcus

[A61K 39/09](#) : preparations containing antigens from Lactobacillales, e.g. Aerococcus, Enterococcus, Lactobacillus, Lactococcus

[A61K 39/092](#) : preparations containing antigens from Streptococcus

[A61K 39/095](#) : preparations containing antigens from Neisseria

[A61K 2039/10](#) : not used

[A61K 39/098](#) : preparations containing antigens from Brucella

[A61K 39/099](#) : preparations containing antigens from Bordetella, e.g. Bordetella pertussis

[A61K 39/102](#) : preparations containing antigens from Pasteurellales, e.g. Actinobacillus, Pasteurella, Haemophilus

[A61K 39/104](#) : preparations containing antigens from Pseudomonadales, e.g. Pseudomonas

[A61K 39/1045](#) : preparations containing antigens from Moraxella

[A61K 2039/106](#) : not used

[A61K 39/098](#) : preparations containing antigens from Delta proteobacteriales, e.g. Lawsonia, from Epsilon proteobacteriales, e.g. campylobacter, Helicobacter

[A61K 39/114](#) : preparations containing antigens from Fusobacterium

[A61K 39/116](#) : preparations containing antigens from more than one bacteria; preparation containing a mixture of bacterial and viral antigens are classified in [A61K 39/295](#)

[A61K 39/118](#) : preparations containing antigens from Chlamydiaceae, e.g. Chlamydia trachomatis or Chlamydia psittaci

Preparations containing viral antigens: [A61K 39/12](#) AND [C12N 7/00](#) in combination with an Indexing Code in the [C12N 2710/00](#) - [C12N 2796/00](#) series according to the origin of the viral antigen.

The specific Indexing Codes have the format [C12N](#) 7xx/xxxx34

The first part (xxx/xxxx) of the code indicates the specific virus from which the antigen has been derived. The first four digits after the "/" represent the taxonomic location of the virus and the last place rule applies.

[C12N 2710/00](#) double stranded DNA virus

[C12N 2720/00](#) double stranded RNA virus

[C12N 2730/00](#) reverse transcribing DNA virus

[C12N 2740/00](#) reverse transcribing RNA virus

[C12N 2750/00](#) single stranded DNA virus

[C12N 2760/00](#) single stranded RNA virus negative-sense

[C12N 2770/00](#) single stranded RNA virus positive-sense

[C12N 2780/00](#) viroids and subviral agents

[C12N 2790/00](#) naked RNA Virus

[C12N 2792/00](#) archaeabacteria virus

[C12N 2795/00](#) bacteriophage

The second part of the Indexing Code(34) indicates the use, namely that the virus or viral component is used as vaccine

Preparations containing multiple antigens of which at least one is a viral antigen: [A61K 39/295](#) AND [C12N 7/00](#) in combination with an Indexing Code in the [C12N 2710/00](#) - [C12N 2796/00](#) series according to the origin of the viral antigen(s).

Preparations containing allergens for vaccination: from [A61K 39/35](#) - [A61K 39/36](#)

[A61K 39/36](#) : preparations containing allergens



[A61K 39/36](#) : preparations containing allergens from pollen

Preparations containing antigens from snakes for vaccination: [A61K 39/38](#)

Preparations characterized by haptens or antigens bound to a carrier: [A61K 39/385](#)

Documents disclosing a new carrier will be classified within [A61K 39/385](#). In addition, specific examples will also be classified according to the nature of the antigen with the addition of an Indexing Code from the [A61K 2039/60](#) series to characterise the carrier.

Documents relating to compositions containing specific antigens bound to a carrier are preferably classified according to the nature of the antigen in groups [A61K 39/00](#) - [A61K 39/38](#) with the addition of an Indexing Code from the [A61K 2039/60](#) series to characterise the carrier and possibly also an Indexing Code from the [A61K 2039/62](#) series to characterise the link between the carrier and the antigen and an Indexing Code from the [A61K 2039/64](#) series to characterise the architecture of the carrier-antigen complex.

Preparations characterized by the immunostimulating additive or adjuvant: [A61K 39/39](#)

Documents disclosing a new adjuvant will be classified within [A61K 39/39](#) and the specific examples will also be classified according to the nature of the antigen with the addition of an Indexing Code from the [A61K 2039/555](#) series to characterise the adjuvant.

Documents relating to compositions containing specific antigens in the presence of an immunostimulating additive/adjuvant are classified according to the nature of the antigen in groups [A61K 39/00](#) - [A61K 39/38](#) with the addition of an Indexing Code from the [A61K 2039/555](#) series to characterise the adjuvant.

Preparations containing DNA encoding an antigen for vaccination

Documents disclosing a DNA vaccine will be classified according to the nature of the antigen in groups [A61K 39/00](#) - [A61K 39/38](#) with the addition of the Indexing Code [A61K 2039/53](#).

Preparations containing an antigen for vaccination in combination with another/other active ingredient(s) are classified in the corresponding [A61K 39/00](#) class with the addition of the Indexing Code [A61K 2300/00](#)

The following relevant and sufficiently disclosed aspects of the vaccines are further classified using Indexing Codes:

vaccines comprising whole cells, animal cells, bacterial cells or viruses: [A61K 2039/51](#) and subgroups thereof

vaccines characterised by the route of administration: [A61K 2039/54](#) and subgroups thereof

vaccines characterised by the dose, timing or administration schedule: [A61K 2039/545](#)

vaccines characterised by the host/recipient: [A61K 2039/55](#) and subgroup [A61K 2039/552](#)

vaccines characterised by a specific combination antigen/adjuvant: [A61K 2039/555](#) and subgroups thereof for characterising the adjuvant

vaccines characterised by the type of immune response: [A61K 2039/57](#)

vaccines characterised by the carrier linked to the antigen: [A61K 2039/60](#) and subgroups thereof

vaccines characterised by the link between antigen and carrier: [A61K 2039/62](#) and subgroups thereof

vaccines characterised by the architecture of the carrier-antigen complex: [A61K 2039/64](#) and subgroup [A61K 2039/645](#)



**A61K 2039/544****{to the airways}****References****Informative references***Attention is drawn to the following places, which may be of interest for search:*

Mucosal route or intranasal	<a href="#">A61K 2039/543</a>
-----------------------------	-------------------------------

**A61K 2039/6006****{Cells}****References****Informative references***Attention is drawn to the following places, which may be of interest for search:*

Medicinal preparations containing animal cells expressing foreign proteins	<a href="#">A61K 2039/5156</a>
Medicinal preparations containing bacterial, fungal or protozoal cells expressing foreign proteins	<a href="#">A61K 2039/523</a>

**A61K 40/00****Cellular immunotherapy (medicinal preparations containing antigens or antibodies [A61K 39/00](#))****Definition statement***This place covers:*

Isolated cells of the immune system presenting or targeting a specific antigen or a mix of antigens for use in therapy against, e.g. cancer, infectious diseases or auto-immune diseases.

The antigen presented/targeted may be a single epitope or a mix of epitopes or antigens.

Antigens may also be undefined like in the case of TILs or LAKs derived lymphocytes which will target several unidentified antigens.

**Relationships with other classification places**

Due to their structure, cells used in cellular immunotherapy may warrant classification of subject-matter in various main groups, beyond the allocation in [A61K 40/00](#) and subgroups.

If the structure of the antibody portion of the construct is an important aspect, then classification in [C07K 16/00](#) and subgroups should be considered. The same applies to the type of protein expressed (TCR, CAR, cytokine...), which can be classified in [C07K 14/00](#) and subgroups.

Genetically modified cells or T lymphocytes for immunotherapy may be classified in [C12N 5/0634](#) - [C12N 5/064](#) with added classification in [A61K 40/00](#) and subgroups, and indexing codes [A61K 2239/00](#) - [A61K 2239/59](#). Documents relating to the in vitro cell culture/expansion methods or to specific types/subtypes of immune cells may also be classified in [C12N 5/00](#) and subgroups.

## Relationships with other classification places

Cells for cellular immunotherapy may be given symbols in [A61K 35/15](#) (e.g. dendritic cells) and/or [A61K 35/17](#) (e.g. lymphocytes; B-cells; T-cells; natural killer cells; interferon-activated or cytokine-activated lymphocytes) for the cell and [A61K 39/00](#) and subgroups for the therapeutic aspect of the antigen/antibody, as well as in [C07K 14/00](#) (when a novel peptide is claimed and exemplified) and/or [C07K 16/00](#) and subgroups (for further, specific classification of the antibody and/or when the antibody is novel).

Classification in [A61K 35/17](#) should be considered if the effect of the lymphocyte is not due to its antigen specificity (e.g. the administration of B cells to treat tissue injury). [A61K 35/15](#) or [A61K 35/17](#) need not be given by default to immune cells directed to a given antigen (or to a mixture of antigens).

Therapeutic activity can further be classified in subclass [A61P](#), as secondary classification and following the criteria outlined in the definitions of [A61P](#).

## References

### Limiting references

*This place does not cover:*

Medicinal preparations containing antigens or antibodies	<a href="#">A61K 39/00</a>
--	----------------------------

### Informative references

*Attention is drawn to the following places, which may be of interest for search:*

Medicinal preparations containing blood or cells from blood	<a href="#">A61K 35/17</a>
Medicinal preparations containing genetic material which is inserted into cells of the living body to treat genetic diseases; Gene therapy	<a href="#">A61K 48/00</a>
T-cell receptor (TcR)-CD3 complex	<a href="#">C07K 14/7051</a>
Immunoglobulins [IGs], e.g. monoclonal or polyclonal antibodies	<a href="#">C07K 16/00</a>
Fusion polypeptide (containing a transmembrane segment)	<a href="#">C07K 2319/00</a>
Culture or maintenance of cells from the blood or the immune system	<a href="#">C12N 5/0634</a>
Screening and/or testing using cells	<a href="#">C12Q 1/00</a>

## Special rules of classification

In this group, classification of the cell type and of the antigen specificity is compulsory, provided the document contains credible evidence that the effect has been or can be achieved.

Further relevant aspects, like those characterising the structure of the chimeric antigen receptor [CAR], the target(s) and the route of administration, should also be classified.

The cell type and the type of immune response is to be classified in subgroups [A61K 40/10](#) - [A61K 40/24](#).

These subgroups relate to immune cells, including antigen-presenting cells or T lymphocytes. Further aspects relate to the type of immune responses, which can be for instance, immunosuppressive or immunostimulatory ([A61K 40/20](#) - [A61K 40/24](#)).

Aspects relating to the nature of the receptors or molecules expressed recombinantly by the immune cell are to be classified in subgroups [A61K 40/30](#) - [A61K 40/36](#). CAR receptors are for instance, classified in [A61K 40/31](#).

The former subgroups should all be used in combination with the subgroups relating to the target antigen(s), which are to be found in subgroups [A61K 40/40](#) - [A61K 40/482](#).

The additional subgroups [A61K 2239/00](#) - [A61K 2239/59](#) should also be considered for a comprehensive classification of cellular immunotherapy.

These subgroups concern the structure of the chimeric antigen receptor [CAR], as well as the mechanisms enabling the control of the function or activity of the CAR or of the CAR-expressing cells in vivo.

In case of multiple targets, classification in the subgroups [A61K 2239/27](#) - [A61K 2239/30](#) can also be considered.

The route of administration, the schedule and the adjuvant(s) used can be classified in [A61K 2239/31](#) - [A61K 2239/39](#).

Finally, and in view of the wide use of cellular immunotherapy against cancer, specific subgroups for the cancer organ can be found in subgroups [A61K 2239/46](#) - [A61K 2239/59](#). These subgroups can be used in combination with the antigen subgroups to more precisely identify documents relating to some specific cancers.

Combination Sets (C-Sets) classification:

- In groups [A61K 40/00](#) - [A61K 40/482](#), the combined use of cellular immunotherapy with other therapeutic elements classified in [A61K 31/00](#) - [A61K 41/00](#) are classified in the form of C-Sets.
- While multiple drugs are used in an invention, only the essential components of the invention that differentiate them from the prior art are given C-Sets.

C-Sets syntax rules:

- Each C-Set shall contain exactly two symbols, in which the base symbol represents one therapeutic drug belonging to [A61K 31/00](#) - [A61K 41/00](#), and followed by a subsequent symbol of [A61K 2300/00](#).
- Two or more separate C-Sets are made when two or more drugs are used in combination with cellular immunotherapy. See examples below.

C-Sets examples:

- Example 1: The treatment of blood cancer with anti-CD19 CAR-T cells and venetoclax is classified as ([A61K 40/4211](#), [A61K 2300/00](#)).
- Example 2: The treatment of blood cancer with anti-CD19 CAR-T cells and exogenous IL-7 is classified as ([A61K 40/4211](#), [A61K 2300/00](#)).
- Example 3: The treatment of cancer with anti-CEA CAR-T cells combined with anti-PD-L1 antibodies is classified as ([A61K 40/4266](#), [A61K 2300/00](#)).

## **A61K 41/00**

### **Medicinal preparations obtained by treating materials with wave energy or particle radiation {; Therapies using these preparations}**

#### **Definition statement**

*This place covers:*

- Medicinal preparations guided in vivo through the body by a magnetic field: [A61K 41/00](#).
- [A61K 41/0004](#): preparations which are obtained by using homeopathic procedures, procedures for dynamisation, or esoteric preparations; homeopathy; vitalisation; resonance; dynamisation; esoteric applications; oxygenation of blood.

[A61K 41/0023](#): preparations for use in therapy during which wave energy or particle radiation is administered, in order to "activate" the agent, e.g. photodynamic therapy, or for releasing a pharmacologically active agent, e.g. thermosensitive liposomes, photolabile linkers are classified in [A61K 41/0023](#) - [A61K 41/0095](#)

## Definition statement

- aggression treatment or altering: of a medicinal preparation prior to administration to the human/ animal (e.g. altering a binding specificity of a monoclonal antibody used in a medicinal agent with an oxidizing agent or an electric potential); of a tissue/organ prior to graft (e.g. destroying immunodominant epitopes); the permeability of cell membranes or biological barriers in vivo (e.g. by ultrasound) prior to the administration of a medicinal preparation to the animal/human; for inducing the production of stress response proteins or heat shock proteins in order to reduce subsequent response to injuries.

[A61K 41/0028](#): disruption (e.g. by heat or ultrasounds), sonophysical or sonochemical activation; e.g. thermosensitive or heat-sensitive liposomes, disruption of calculi with a medicinal preparation and ultrasounds.

[A61K 41/0033](#): sonodynamic cancer therapy with sonochemically active agents/sonosensitizers, having their cytotoxic effects enhanced through application of ultrasounds (ultrasound therapy per se is classified in [A61N 7/00](#)).

[A61K 41/0038](#): radiosensitizing, i.e. administration of pharmaceutical agents that enhance the effect of radiotherapy (radiotherapy per se is classified in [A61N 5/10](#)).

[A61K 41/0042](#): photocleavage of drugs in vivo (e.g. cleavage of photolabile linkers in vivo by UV radiation for releasing the pharmacologically-active agent from the administered agent); photothrombosis or photoocclusion.

[A61K 41/0047](#): sonophoresis (i.e. ultrasonically-enhanced transdermal delivery), electroporation of a pharmacologically active agent (NB: to be classified in [A61K 9/0009](#) when it is in relation to the galenic form).

[A61K 41/0052](#): thermotherapy; hyperthermia; magnetic induction; induction heating therapy (NB: simple magnetic guidance of drugs in vivo is to be classified in [A61K 41/00](#), and in [A61K 47/6941](#)).

[A61K 41/0057](#): photodynamic therapy with a photosensitizer, i.e. agent able to produce reactive oxygen species upon exposure to light or radiation, e.g. UV or visible light; photocleavage of nucleic acids with an agent.

[A61K 41/0061](#): 5-aminolevulinic acid-based PDT (5-ALA-PDT involving porphyrins or precursors of protoporphyrins generated in vivo from 5-ALA).

[A61K 41/0066](#): psoralene-activated UVA photochemotherapy (PUVA-therapy), e.g. for treatment of psoriasis or eczema, extracorporeal photopheresis with psoralens (fucocoumarins).

[A61K 41/0071](#): PDT with porphyrins having 20 carbon atoms and 4 nitrogen atoms forming the ring system (i.e. based on the non-expanded tetrapyrrolic ring system, e.g. bacteriochlorin, chlorin e6, or phthalocyanines).

[A61K 41/0076](#): PDT with expanded (i.e. having more than 20 carbon atoms and/or 4 nitrogen atoms forming the ring system) (metallo)porphyrins, e.g. texaphyrins, sapphyrins, hexaphyrins, pentaphyrins, porphocyanines.

[A61K 41/008](#): two-photon or multi-photon PDT, e.g. with two-photon upconverting dyes or photosensitizers.

[A61K 41/0085](#): mossbauer effect therapy based on mossbauer effect of a material (i.e. re-emission of gamma rays after absorption of gamma rays by the material); selective radiation therapy (i.e. involving re-emission of ionizing radiation upon exposure to a first ionizing radiation).

[A61K 41/009](#): neutron capture therapy, e.g. using uranium or non-boron material.

[A61K 41/0095](#): boron neutron capture therapy (BNCT), e.g. using boronated porphyrins.

[A61K 41/10](#): preparations which are obtained by treating materials with wave energy, e.g. U.V. light, or particle radiation, prior to administration, for decontamination:

## Definition statement

- inactivation or decontamination of a medicinal preparation prior to administration to the animal/human, e.g. inactivation of viruses or bacteria for vaccines or sterilisation by electromagnetic radiation (see [A61K 41/17](#) for the specific method or [A61L 2/08](#), [A61L 2103/05](#), [A61L 2103/09](#) or [A61L 2103/10](#) if the invention lies in the method of sterilisation of the medicinal preparation, rather than the sterilised medicinal preparation).

[A61K 41/13](#): by ultrasonic waves.

[A61K 41/17](#): by ultraviolet [UV] or infrared [IR], X-rays or gamma rays.

## Relationships with other classification places

Galenical aspects of pharmaceutical compositions are also classified by giving a combination of classes in [A61K 9/00](#) and [A61K 47/00](#) to and including [A61K 47/50](#).

The active ingredients in pharmaceutical compositions are classified in [A61K 31/00](#) - [A61K 48/00](#).

Preparations for testing in vivo using radioactive substances, or substances for use in therapy labeled with a radioactive isotope, are classified in [A61K 51/00](#).

Preparations for testing in vivo, or for use in an in vivo diagnostic imaging method (e.g., by luminescence, fluorescence, X-ray imaging, ultrasound imaging, echography, MRI) are classified in [A61K 49/00](#) and its subgroups.

Attention is drawn to [A61L 2/08](#), [A61L 2103/05](#), [A61L 2103/09](#) or [A61L 2103/10](#) if the invention lies in the method of sterilisation of the medicinal preparation, rather than the sterilised medicinal preparation.

## References

### Informative references

*Attention is drawn to the following places, which may be of interest for search:*

Electrotherapy, magnetotherapy, radiation therapy, ultrasound therapy	<a href="#">A61N</a>
Radiotherapy per se	<a href="#">A61N 5/10</a>
Therapy by ultrasound	<a href="#">A61N 7/00</a>
Methods or apparatus related to mechanical vibrations	<a href="#">B06B</a>
Polymerisation induced by radiation	<a href="#">C08F</a>
Electric discharge tubes or discharge lamps	<a href="#">H01J</a>

## Special rules of classification

In [A61K 41/10](#) and its subgroups, pharmaceutical compositions are classified that are decontaminated prior to use, by applying radiation, or of which one of the constituents is thus decontaminated.

Photosensitizers used in photodynamic therapy (the photosensitizer being considered as the therapeutically active part) and modified by another compound (e.g. polymer or an antibody) to be classified in [A61K 41/0071](#) or [A61K 41/0076](#) and according to the [A61K 47/50](#) subclass of the modifying agent.

## A61K 41/10

### Inactivation or decontamination of a medicinal preparation prior to administration to an animal or a person

#### Relationships with other classification places

Attention is drawn to [A61L 2/08](#), [A61L 2103/05](#), [A61L 2103/09](#) or [A61L 2103/10](#) if the invention lies in the method of sterilisation of the medicinal preparation, rather than the sterilised medicinal preparation.

General disinfection or sterilisation of materials or objects by radiation is classified in [A61L 2/08](#).

## A61K 45/06

### Mixtures of active ingredients without chemical characterisation, e.g. antiphlogistics and cardiaca

#### References

##### Informative references

Attention is drawn to the following places, which may be of interest for search:

Pharmaceuticals	<a href="#">A61K</a>
Galenic aspects	<a href="#">A61K 9/00</a>
Organic active ingredients	<a href="#">A61K 31/00</a>
Inorganic active ingredients	<a href="#">A61K 33/00</a>
Active ingredients of undetermined constitution (i.e. natural products)	<a href="#">A61K 35/00</a>
Active ingredients from algae, lichens, fungi or plants	<a href="#">A61K 36/00</a>
Peptides, proteins	<a href="#">A61K 38/00</a>
Antigens or antibodies, vaccines, adjuvants	<a href="#">A61K 39/00</a>
Homeopathy, thermotherapy, photodynamic therapy, photoactivable drugs	<a href="#">A61K 41/00</a>
Characterized by non-active ingredients e.g. carriers, inert additives, excipients...	<a href="#">A61K 47/00</a>
Conjugates; targeted drugs	<a href="#">A61K 47/50</a>
Gene therapy	<a href="#">A61K 48/00</a>
Medicine/pharmacy - mechanical aspects	<a href="#">A61F</a> , <a href="#">A61J</a> , <a href="#">A61M</a> , <a href="#">A61N</a>
Stents	<a href="#">A61F 2/07</a>
Contraceptive devices	<a href="#">A61F 6/00</a>
Ophthalmic implants	<a href="#">A61F 9/0017</a>
Bandages, dressings, absorbent pads	<a href="#">A61F 13/00</a>
Making transdermal patches	<a href="#">A61F 2013/0296</a>
Tampons (also medicated)	<a href="#">A61F 13/20</a>
Biomaterials	<a href="#">A61L</a>
Disinfecting or sterilising contact lenses	<a href="#">A61L 12/00</a>
For bandages, dressings or absorbent pads	<a href="#">A61L 15/00</a>

Surgical sutures	<a href="#">A61L 17/00</a>
Surgical adhesives or cements	<a href="#">A61L 24/00</a>
For wound dressings, bandages, also liquid, gel, powder	<a href="#">A61L 26/00</a>
For (coating of) grafts, prostheses, also with active	<a href="#">A61L 27/00</a>
For other surgical articles, e.g. stents, embolization	<a href="#">A61L 31/00</a>
Electrotherapy	<a href="#">A61N 1/00</a>
Iontophoresis	<a href="#">A61N 1/30</a>
Magnetotherapy	<a href="#">A61N 2/00</a>

**Diagnosis**

Testing in vivo, e.g. screening, contrast agents, ultrasound	<a href="#">A61K 49/00</a>
Radioactive substances	<a href="#">A61K 51/00</a>
In vitro diagnosis	<a href="#">G01N</a>

**Other medical**

Dentistry	<a href="#">A61K 6/00</a>
Disinfection or sterilisation of materials or objects, in general; Accessories therefor	<a href="#">A61L 2/00</a>
Undifferentiated human, animal or plant cells, e.g. cell lines; Tissues; Cultivation or maintenance thereof; Culture media therefore	<a href="#">C12N 5/00</a>
Contact lenses	<a href="#">G02C 7/04</a>
Healthcare informatics	<a href="#">G16H</a>

**Other human necessities**

Cosmetics	<a href="#">A61K 8/00</a>
Biocides, pest repellants or attractants	<a href="#">A01N</a>
Animal feeding-stuffs	<a href="#">A23K 10/00</a>
Food or functional food (neutraceuticals)	<a href="#">A23L</a>

**General chemistry**

Quaternary ammonium compounds	<a href="#">C07C 211/62</a>
Phosphatides	<a href="#">C07F 9/10</a>
Dendrimers	<a href="#">C08G 83/002</a>
Macromolecular gels	<a href="#">C08J 3/075</a>
Detergent compositions	<a href="#">C11D</a>

**Special rules of classification**

- 1) No distinction is made between Invention and Additional information.
- 2) Therapeutic use: the [A61K 45/06](#) classification symbol should mainly be reserved for mixtures containing at least one active ingredient without chemical characterisation.



It is also used in the case that there are too many exemplified combinations.

## A61K 47/00

**Medicinal preparations characterised by the non-active ingredients used, e.g. carriers or inert additives; Targeting or modifying agents chemically bound to the active ingredient**

### Definition statement

*This place covers:*

[A61K 47/00](#) - [A61K 47/46](#)

- Pharmaceutical compositions characterised by the excipients, i.e. the non-active ingredients.
- New excipients per se.

[A61K 47/50](#)

- Conjugates, i.e. compounds comprising a non-active ingredient chemically bound to the pharmaceutically active ingredient.

### Relationships with other classification places

It should be noted that in [A61K 47/00](#) the invention resides in the use of at least one particular compound as a biologically inert additive or excipient, for example to enhance the stability of a pharmaceutical formulation or to enhance the bioavailability of a biologically active ingredient in the body. The invention therefore does not reside in what the active ingredient does but in what at least one of the biologically inert ingredients does. It may be that this inert ingredient is a separate chemical entity from the biologically active ingredient or it may be that the inert ingredient is chemically bound to the biologically active ingredient. Thus any novelty that resides in the said inert compound per se will warrant classification in the appropriate area in class [C01](#) for inorganic compounds or classes [C07](#) or [C08](#) for organic or polymeric compounds respectively.

Galenical aspects of pharmaceutical compositions are classified in [A61K 9/00](#) and in [A61K 47/00](#). The last place rule does not apply between [A61K 9/00](#) and [A61K 47/00](#) - [A61K 47/46](#).

Excipients can be classified in [A61K 47/00](#)- [A61K 47/46](#) or in [A61K 9/00](#), depending on the situation: [A61K 47/00](#) is used to classify excipients in compositions for which [A61K 9/00](#) does not provide information on excipients. No [A61K 47/00](#) is given if [A61K 9/00](#) already provides information on excipients (e.g. tablet excipients are only classified in [A61K 9/20](#)...). New excipients per se are (in addition) classified in [A61K 47/00](#).

Conjugates, i.e. compounds comprising a non-active ingredient bound to the active ingredient, are classified in [A61K 47/50](#). Pharmaceutical compositions comprising conjugates may in addition be classified in [A61K 9/00](#).

The active ingredients in pharmaceutical compositions are classified in [A61K 31/00](#) - [A61K 45/00](#), or [A61K 48/00](#) - [A61K 51/00](#).

## References

### Informative references

*Attention is drawn to the following places, which may be of interest for search:*

Nuclear magnetic resonance contrast preparations or magnetic resonance imaging contrast preparations	<a href="#">A61K 49/18</a>
Preparations containing radioactive substances	<a href="#">A61K 51/12</a>



## Special rules of classification

Classified are concrete, well-defined pharmaceutical compositions disclosed in the examples. Also classified are independent claims defining galenical aspects of a pharmaceutical composition or a medical use.

In principle all examples are classified, also 'standard' examples in documents describing e.g. a new medical use.

However, systematically classifying all excipients in the examples is not necessary, and often undesirable. In any case classified are excipients which are described as being important for the invention, or which the reader can identify as having an important function, e.g. for sustained release. For 'standard' compositions the examiner should choose one or a few excipients to classify.

Animal tests are not classified, unless it is absolutely clear that they represent the intended mode of administration.

The description and dependent claims are not classified. However, if the document as a whole focuses on one clearly preferred embodiment, this embodiment may be classified, even in the absence of relevant examples or independent claims.

In general, information relating to the invention is classified using invention information symbols, while additional information is classified using additional information symbols. This is largely up to the discretion of the examiner. Please note however the following special situations:

- Normally only final compositions are classified, not intermediates. However, it may be useful to classify intermediates as additional information (e.g. a tablet comprising microcapsules; a multicoated microparticle). If the intermediates are claimed separately, they must be classified as invention information. If, in the classification scheme, a group refers out to another group, an additional information symbol may still be given for the first group (e.g. oral mucoadhesive film).

[A61K 47/02](#) covers inorganic compounds but does not cover polymeric inorganic materials, which are covered by [A61K 47/30](#) - macromolecular (organic or inorganic) compounds – e.g., inorganic polyphosphates.

[A61K 47/06](#) covers hydrocarbon materials of both natural and synthetic sources. Natural examples include petrolatum, mineral oil and ozokerite – i.e., there are no functional groups present in such materials, i.e., ester, ketone, hydroxyl or carboxylic groups. [A61K 47/06](#) also covers mixtures of hydrocarbons as well as pure hydrocarbons.

[A61K 47/10](#) covers alcohols such as aliphatic alcohols, phenols or salts thereof; polyalkylene glycols [PEG], [PPG]; poloxamers; PEG/POE alkyl ethers. This subgroup does not cover sugar alcohols ([A61K 47/26](#)) or copolymers comprising polyalkylene glycols or poloxamers ([A61K 47/34](#)).

[A61K 47/34](#) does not cover polyalkoxylated compounds, which are classified according to the compounds being derivatised. The following list gives examples of such polyalkoxylated compounds together with the relevant group.

- POE alkyl ethers - [A61K 47/10](#)
- PEG fatty acid esters – [A61K 47/14](#)
- Poloxamines – [A61K 47/18](#)
- Polysorbates – [A61K 47/26](#)
- POE castor oil – [A61K 47/44](#)

[A61K 47/44](#) covers materials that comprise mixtures of chemically distinct components, i.e., more than one of the groups [A61K 47/02-A61K 47/42](#), i.e., carboxylic acids and esters. Materials that comprise such mixtures may include natural or modified oils, fats or waxes such as olive oil, castor oil, montan wax, lignite, shellac, lanolin and beeswax. Materials that comprise only a mixture of different carboxylic acids – i.e., of different carbon chain lengths or a mixture of aromatic and aliphatic carboxylic acids – will be classified in [A61K 47/12](#).

[A61K 47/64](#) covers the situation where peptides, proteins or polyamino acids are chemically bonded directly to drugs or are chemically bonded to the drug via a linker. [A61K 47/62](#) is more appropriate where peptides, proteins or polyamino acids are bound or complexed to special galenical forms of a drug, e.g., a liposome or a nanoparticle modified on its surface by a peptidic modifying agent. In these latter situations, classification in [A61K 47/69](#) would also be appropriate.

If the modifying agent in the conjugate is some kind of inclusion complex, e.g., a cyclodextrin, then classification in [A61K 47/69](#) will be appropriate. If cyclodextrin is used as a simple excipient then classification in [A61K 47/40](#) will be required.

## Glossary of terms

*In this place, the following terms or expressions are used with the meaning indicated:*

Targeting agent	Natural or artificial substances that enhance absorption of a biologically active agent in a particular part of the body – i.e., in a particular organ or to a particular cell type.
Pre-targeting system	An example of this is an immuno-conjugate that has a part that recognizes a target antigen and a part that recognizes a further substance to which a therapeutic agent is attached. When said conjugate is administered it binds to target cells, furnishing said cells with binding sites for the therapeutic agent.
Modifying agent	Natural or artificial substances that enhance the physio-chemical properties of a biologically active agent – i.e., that improve long term storage stability or enhance bioavailability when delivered orally.
Macromolecular	A chemical moiety (organic or inorganic) that is linked to identical sub-units in numbers of greater than 5. Thus, polysiloxanes are classified in <a href="#">A61K 47/34</a> , polyphosphazines in <a href="#">A61K 47/34</a> and inorganic species such as polyphosphate <a href="#">A61K 47/30</a>
Chemically bound	When two distinct chemical entities are linked to one another by co-valent bonds. An alternative situation may arise when both chemical entities are linked using ionic bonds, for example using organic/inorganic ions that complex with one another, e.g., see <a href="#">A61K 47/52</a>
Codrug	A dimer, oligomer or polymer of one or more pharmacologically or therapeutically active compounds. e.g. polyaspirin

## A61K 47/34

**Macromolecular compounds obtained otherwise than by reactions only involving carbon-to-carbon unsaturated bonds, e.g. polyesters, polyamino acids, polysiloxanes, polyphosphazines, copolymers of polyalkylene glycol or poloxamers ([A61K 47/10](#) takes precedence)**

## Relationships with other classification places

This group does not cover polyalkoxylated compounds, which are classified according to the derivatized compounds. The following list of references provides examples of such polyalkoxylated compounds together with their relevant group.

## References

### Limiting references

*This place does not cover:*

POE alkyl ethers	<a href="#">A61K 47/10</a>
------------------	----------------------------

### Informative references

*Attention is drawn to the following places, which may be of interest for search:*

PEG fatty acid esters	<a href="#">A61K 47/14</a>
poloxamines	<a href="#">A61K 47/18</a>
polysorbates	<a href="#">A61K 47/26</a>
POE castor oil	<a href="#">A61K 47/44</a>

## A61K 47/50

**the non-active ingredient being chemically bound to the active ingredient, e.g. polymer-drug conjugates**

### Definition statement

*This place covers:*

Medicinal preparations containing conjugates. A conjugate is meant to define a pharmacologically/therapeutically-active agent or drug chemically bound (by covalent bonds or by complexation) to a modifying agent. The classification in this subgroup is based on this modifying agent. The "pharmacologically/therapeutically-active agent" covers a molecule used as the drug and linked to the modifying agent, or a molecule used as the drug and encapsulated/linked to a special physical/galenical form. The modifying agent is for example used to:

- modify the physico-chemical properties of the pharmacologically/therapeutically-active agent, for example to increase its solubility in bodily fluids,
- modify the pharmacokinetic properties, for example to increase the time of residence in the blood,
- modify the pharmacological activity (in case of e.g. codrugs or mutual drugs), or
- target specific sites in the body for delivery, i.e. receptors, cells, tissues or organs.

## References

### Informative references

*Attention is drawn to the following places, which may be of interest for search:*

Medicinal preparations containing organic active ingredients	<a href="#">A61K 31/00</a>
Organic chemistry in general	<a href="#">C07</a>
Labelling of peptides or proteins	<a href="#">C07K 1/13</a>
Enzymes or proenzymes	<a href="#">C12N 9/00</a>

### Special rules of classification

In the subgroups of [A61K 47/50](#), the classification is based on the non-active ingredient, i.e. the modifying agent.

However, for the conjugates of an antibody, the pharmacologically/therapeutically-active agent of the conjugate is also classified, in the subgroups of [A61K 47/68](#). The modifying group must be part of a well-defined class of compounds.

The last place priority rule does not apply in group [A61K 47/50](#), i.e. all aspects of the invention are classified. For example, a liposome modified on its external surface by a modifying agent, is classified both in [A61K 47/6911](#) and in the appropriate subgroup of [A61K 47/50](#), e.g. in [A61K 47/62](#) for a peptide/protein, and in the appropriate subgroup of [A61K 47/6835](#) for an antibody.

Targeted drug delivery systems as defined in [A61K 47/555](#), [A61K 47/66](#) and [A61K 47/6891](#) comprise more than one component. For example, in antibody-directed enzyme prodrug therapy [ADEPT], one component carries the enzyme to its target, and the other the prodrug. Although less detailed, the classification of conjugates in which the modifying component is a peptide follows a classification similar to that in the field of new peptides or proteins, i.e. [C07K 14/00](#) and subgroups. Similarly, the classification of conjugates in which the modifying component is an antibody, the classification of the characterising antibody follows a classification similar to that of new antibodies, [C07K 16/00](#) and subgroups, again less detailed. For the specificity of the antibody, the same rules are followed as for the classification in [C07K 16/00](#). For the specificity of the antibody, if the antibody is new, the corresponding class in [C07K 16/00](#) and subgroups is also given.

The active agent is also classified in [A61K 47/50](#) in two situations:

- if the modifying agent is also active: [A61K 47/55](#), [A61K 47/551](#), [A61K 47/552](#), and in the case of sugars [A61K 47/549](#);
- if the active agent is attached to an antibody as modifying agent: [A61K 47/68](#).

## Glossary of terms

*In this place, the following terms or expressions are used with the meaning indicated:*

ADEPT	Antibody-Directed Enzyme-Prodrug Therapy
VDEPT	Virus-Directed Enzyme-Prodrug Therapy
PDEPT	Polymer-Directed Enzyme-Prodrug Therapy
ECTA	Enzyme-Catalyzed Therapeutic Agent

## A61K 47/52

**the modifying agent being an inorganic compound, e.g. an inorganic ion that is complexed with the active ingredient**

## References

### Informative references

*Attention is drawn to the following places, which may be of interest for search:*

Classic ion pairs of medicinal agents	<a href="#">A61K 31/00</a>
---------------------------------------	----------------------------

**A61K 47/543****{Lipids, e.g. triglycerides; Polyamines, e.g. spermine or spermidine}****References****Informative references***Attention is drawn to the following places, which may be of interest for search:*

Fatty acid conjugates	<a href="#">A61K 47/542</a>
He Cholesterol conjugates	<a href="#">A61K 47/554</a>

**A61K 47/546****{Porphyrines; Porphyrine with an expanded ring system, e.g. texaphyrine}****References****Informative references***Attention is drawn to the following places, which may be of interest for search:*

Porphyrins used as photosensitizers in photodynamic therapy	<a href="#">A61K 41/0071</a> , <a href="#">A61K 41/0076</a>
Porphyrins used as fluorescent diagnostic optical agents administered in vivo	<a href="#">A61K 49/0036</a>

**Special rules of classification**

Porphyrins used as photosensitizers in photodynamic therapy, where the photosensitizer is considered as the therapeutically active part, and modified by another compound, e.g. polymer or an antibody, should be classified in [A61K 41/0071](#) or [A61K 41/0076](#) in addition to the appropriate subgroup [A61K 47/50](#) according to the modifying agent.

**A61K 47/547****{Chelates, e.g. Gd-DOTA or Zinc-amino acid chelates; Chelate-forming compounds, e.g. DOTA or ethylenediamine being covalently linked or complexed to the pharmacologically- or therapeutically-active agent}****References****Informative references***Attention is drawn to the following places, which may be of interest for search:*

Paramagnetic chelates used in MRI and conjugated to another compound, e.g. a polymer, a peptide, a protein, an antibody, a small molecule like a sugar	<a href="#">A61K 49/06</a>
Paramagnetic chelates used in MRI and conjugated to another compound not being used as therapeutic agent, according to the nature of the modifying agent	<a href="#">A61K 49/085</a>
Paramagnetic chelates used in MRI and not linked to by further compound, e.g. polymer, peptide, protein, antibody, small molecules like sugars	<a href="#">A61K 49/101</a>

Radiolabelled chelates	<a href="#">A61K 51/0474</a>
Radiolabelled chelates being linked to a further molecule, e.g. an organic compound, polymer, peptide, protein or polyamino acid, antibody	<a href="#">A61K 51/0497</a> , <a href="#">A61K 51/065</a> , <a href="#">A61K 51/088</a> , <a href="#">A61K 51/1093</a>

## A61K 47/548

{Phosphates or phosphonates, e.g. bone-seeking (phospholipids [A61K 47/544](#))}

### References

#### Informative references

Attention is drawn to the following places, which may be of interest for search:

Nucleic acid carriers	<a href="#">A61K 47/549</a>
-----------------------	-----------------------------

## A61K 47/549

{Sugars, nucleosides, nucleotides or nucleic acids}

### Definition statement

*This place covers:*

Nucleic acids can be coding, non-coding, nucleic acid which being therapeutically-active or not, e.g. oligonucleotides, DNA, RNA, siRNA, and nucleic acid aptamers.

## A61K 47/55

the modifying agent being also a pharmacologically or therapeutically active agent, i.e. the entire conjugate being a codrug

### References

#### Informative references

Attention is drawn to the following places, which may be of interest for search:

Sugar, nucleoside, nucleotide, nucleic acid	<a href="#">A61K 47/549</a>
---	-----------------------------

## A61K 47/554

{the modifying agent being a steroid plant sterol, glycyrrhetic acid, enoxolone or bile acid}

### Definition statement

*This place covers:*

Cholesterol

### Special rules of classification

Codrugs of pharmacologically active/therapeutically-active steroids are classified in this group and also in [A61K 47/55](#).

## A61K 47/555

**{pre-targeting systems involving an organic compound, other than a peptide, protein or antibody, for targeting specific cells}**

### Definition statement

*This place covers:*

A targeting agent able to target specific cells or receptors in the body (T) being an organic compound, not being a peptide, protein or antibody.

### Special rules of classification

The concept of "pre-targeting" covers the administration of the modifying agent, which is an agent able to target specific cells in the body, and of the pharmacologically or therapeutically active agent, e.g. drug D, in several steps, their "binding" occurring at the in vivo targeted site.

It involves administration in at least two steps, for example, (i) a conjugate T-A corresponding to a targeting agent able to target specific cells or receptors in the body (T) linked to a compound A, and (ii) a conjugate D-M corresponding to the drug linked to a modifying agent M able to target the compound A.

The sequence involves the administration of T-A and then D-M. Between step (i) and step (ii), a further compound able to bind to A and M may also be administered, e.g. during a clearing step.

Classification is made according to the nature of T in the subgroups of [A61K 47/555](#), [A61K 47/66](#), and [A61K 47/6891](#).

In [A61K 47/555](#) and its subgroups, if T is an organic compound, other than a peptide, protein or antibody, classification is also made according to the nature of organic compound T in the appropriate [A61K 47/54](#) subgroup. If T is a peptide, protein or antibody, classification is made in the corresponding [A61K 47/66](#) (peptide or protein) or [A61K 47/6891](#) (antibody) group.

## A61K 47/556

**{enzyme catalyzed therapeutic agent [ECTA]}**

### Definition statement

*This place covers:*

Enzymes being used as group A, and being first targeted to specific cells via administration of the conjugate T-A. Then, the conjugate M-D which being a substrate for A being administered. The enzyme A being able to cleave the conjugate M-D, which can be a prodrug. The drug D being thus released through enzymatic cleavage at particular targeted cells.

## A61K 47/558

**{the modifying agent being a chemiluminescent acceptor}**

### Definition statement

*This place covers:*

Chemical reactions inducing the cleavage of the pharmacologically or therapeutically active agent from the carrier while at the same time producing light.

## References

### Informative references

Attention is drawn to the following places, which may be of interest for search:

Conjugates being cleaved through activation by light in vivo in order to release the drug	<a href="#">A61K 41/0042</a>
Dyes or luminescent agents for photodynamic therapy	<a href="#">A61K 41/0057</a>
Dyes or luminescent agents for optical diagnostic imaging	<a href="#">A61K 49/001</a>

## A61K 47/56

the modifying agent being an organic macromolecular compound, e.g. an oligomeric, polymeric or dendrimeric molecule

## References

### Informative references

Attention is drawn to the following places, which may be of interest for search:

Block copolymers	<a href="#">A61K 8/90</a>
Peptides, proteins, polyamino acids	<a href="#">A61K 47/62</a>
Antibodies	<a href="#">A61K 47/68</a>

## A61K 47/61

the organic macromolecular compound being a polysaccharide or a derivative thereof

## References

### Informative references

Attention is drawn to the following places, which may be of interest for search:

Proteoglycans as modifying agents attached to the pharmacologically or therapeutically active agents	<a href="#">A61K 47/62</a>
Cyclodextrin being used to complex the drug	<a href="#">A61K 47/6951</a>

## A61K 47/62

the modifying agent being a protein, peptide or polyamino acid

## References

### Informative references

Attention is drawn to the following places, which may be of interest for search:

Peptidic linkers used to connect a drug and a modifying agent	<a href="#">A61K 47/65</a>
Antibodies or immunoglobulins	<a href="#">A61K 47/68</a>



## Special rules of classification

Special physical or galenic forms modified by covalent attachment or complexation of a protein, peptide or polyamino acid, are classified in [A61K 47/62](#) and additionally in [A61K 47/69](#), if considered relevant. E.g. a liposome modified on its surface by a peptide is classified in [A61K 47/6911](#) and in [A61K 47/62](#), a PLGA nanoparticle modified on its surface by a peptide is classified in [A61K 47/6937](#) and in [A61K 47/62](#).

## A61K 47/64

**Drug-peptide, drug-protein or drug-polyamino acid conjugates, i.e. the modifying agent being a peptide, protein or polyamino acid which is covalently bonded or complexed to a therapeutically active agent (peptidic linkers [A61K 47/65](#))**

## Definition statement

*This place covers:*

Conjugates, wherein a peptide or protein being the pharmacologically or therapeutically active agent is linked to another peptide or protein being the modifying agent via chemical methods.

Chemically-produced peptides or protein-peptides or protein conjugates, the peptides or proteins used as modifying agents.

## References

### Informative references

*Attention is drawn to the following places, which may be of interest for search:*

The connection of the drug to the peptide, protein or polyamino acid can be by a direct covalent linkage or through a linker Fusion/chimeric proteins genetically produced	<a href="#">C07K 2319/00</a>
--	------------------------------

## A61K 47/646

**{the entire peptide or protein drug conjugate elicits an immune response, e.g. conjugate vaccines}**

## References

### Informative references

*Attention is drawn to the following places, which may be of interest for search:*

Haptens, e.g. conjugates of morphine or nicotine and KLH inducing an immune response	<a href="#">A61K 47/643</a>
--	-----------------------------

## Special rules of classification

Haptens, e.g. conjugates of morphine or nicotine and KLH inducing an immune response, are classified both in this group and additionally in [A61K 47/643](#).

## A61K 47/66

**the modifying agent being a pre-targeting system involving a peptide or protein for targeting specific cells**

### Definition statement

*This place covers:*

The concept of "pre-targeting" covers the administration of the modifying agent, i.e. an agent able to target specific cells in the body, and of the pharmacologically or therapeutically active agent (drug D) in several steps, their "binding" occurring at the in vivo targeted site.

It involves administration in at least two steps, for example, (i) a conjugate T-A corresponding to a targeting agent T able to target specific cells or receptors in the body (T) linked to a compound A, and (ii) a conjugate D-M corresponding to the drug D linked to a modifying agent M, able to target the compound A.

T being a peptide or protein, not being an antibody.

The sequence involves the administration of T-A and then D-M. Between step (i) and step (ii), a further compound able to bind to both A and M may also be administered, e.g. during a clearing step.

### References

#### Informative references

*Attention is drawn to the following places, which may be of interest for search:*

M being biotin and A being a (strept)avidin or a derivative thereof	<a href="#">A61K 47/665</a>
---	-----------------------------

### Special rules of classification

Classification is made according to the nature of T in subgroups of [A61K 47/555](#), [A61K 47/66](#), and [A61K 47/6891](#).

## A61K 47/67

**{Enzyme prodrug therapy, e.g. gene directed enzyme drug therapy [GDEPT] or VDEPT}**

### Definition statement

*This place covers:*

Enzyme prodrug therapy, e.g. gene directed enzyme drug therapy [GDEPT], VDEPT. An enzyme is used as group A in the sense of this group, being first targeted to specific cells via administration of the conjugate T-A. Then, the conjugate M-D, which is a substrate for A, is administered. The enzyme A is able to cleave the conjugate M-D, which can be a prodrug. The drug D is thus released through enzymatic cleavage at particular targeted cells.

## A61K 47/6803

**{Drugs conjugated to an antibody or immunoglobulin, e.g. cisplatin-antibody conjugates}**

### Definition statement

*This place covers:*

Drugs conjugated to an antibody or immunoglobulin, e.g. cisplatin-antibody conjugates. The modifying part is an antibody or immunoglobulin bearing at least one antigen-binding site.

### Relationships with other classification places

Antibodies per se are classified in [C07K 16/00](#).

### References

#### Informative references

*Attention is drawn to the following places, which may be of interest for search:*

Conjugates comprising a polymer or a polyamino acid	<a href="#">A61K 47/6883</a> , <a href="#">A61K 47/6885</a>
---	--

### Special rules of classification

In this group, classification is made according to the nature of the drug, i.e. the pharmacologically or therapeutically active agents in the antibody conjugate. If the nature of the antibody in a specific conjugate is known, it is additionally classified in [A61K 47/6835](#). If the conjugate comprises also a polymer or a polyamino acid, then classification is also made in [A61K 47/6883](#) or [A61K 47/6885](#).

## A61K 47/6835

**{the modifying agent being an antibody or an immunoglobulin bearing at least one antigen-binding site}**

### Definition statement

*This place covers:*

Modifying agents being a well-defined antibody or immunoglobulin bearing at least one antigen-binding site.

### References

#### Informative references

*Attention is drawn to the following places, which may be of interest for search:*

Porphyrins used as photosensitizers in photodynamic therapy, the photosensitizer being considered as the therapeutically active part, and modified by an antibody	<a href="#">A61K 41/0071</a>
---	------------------------------

### Special rules of classification

According to the nature of the antibody, classification is additionally made in the appropriate groups of [A61K 47/6835](#). The pharmacologically or therapeutically active agent in the antibody conjugate is additionally classified in [A61K 47/6803](#), whenever considered appropriate.

## A61K 47/6891

### {Pre-targeting systems involving an antibody for targeting specific cells}

#### Definition statement

*This place covers:*

Pre-targeting systems involving an antibody for targeting specific cells. The concept of "pre-targeting" covers the administration of the modifying agent, i.e. an agent able to target specific cells in the body, and of the pharmacologically or therapeutically active agent (drug D) in several steps, their "binding" occurring at the in vivo targeted site.

It involves administration in at least two steps, for example, (i) a conjugate T-A corresponding to a targeting agent able to target specific cells or receptors in the body (T) linked to a compound A (wherein T is an antibody), and (ii) a conjugate D-M corresponding to the drug linked to a modifying agent M, able to target the compound A.

The sequence involves e.g. the administration of T-A and then D-M. Between step (i) and step (ii), a further compound able to bind to A and M may also be administered, e.g. during a clearing step.

#### Special rules of classification

Classification is additionally made according to the nature of T in [A61K 47/555](#), [A61K 47/66](#), and [A61K 47/6893](#). Classification is also made according to the nature of the antibody in [A61K 47/6835](#). If M and A form a pair of biotin and (strept)avidin, or derivatives of biotin and (strept)avidin, then classification is also made in [A61K 47/6898](#).

## A61K 47/6898

### {using avidin- or biotin-conjugated antibodies}

#### Definition statement

*This place covers:*

Avidin-biotin systems, wherein at least one avidin- or biotin-conjugated antibody is used in a two- or three-steps pretargeting system, e.g. wherein M and A in form a pair of biotin and (strept)avidin, or derivatives of biotin and (strept)avidin.

## A61K 47/6899

### {Antibody-Directed Enzyme Prodrug Therapy [ADEPT]}

#### Definition statement

*This place covers:*

Antibody Directed Enzyme Prodrug Therapy [ADEPT]. An enzyme is used as group A and is first targeted to specific cells via administration of the conjugate T-A. Then, the conjugate M-D, which is a substrate for A, is administered. The enzyme A is able to cleave the conjugate M-D, which can be a prodrug. The drug D is thus released through enzymatic cleavage at particular targeted cells.

**A61K 47/69**

**the conjugate being characterised by physical or galenical forms, e.g. emulsion, particle, inclusion complex, stent or kit**

**Definition statement**

*This place covers:*

Conjugates characterized by a special physical or galenical form.

The conjugates correspond either (i) to a pharmacologically or therapeutically active agent complexed/covalently linked to the special physical or galenical form, e.g. on the surface of a polymeric nanoparticle or liposome, or to polymeric chains in the matrix of a polymeric gel, or (ii) to a special physical or galenical form encapsulating the pharmacologically or therapeutically active agent and modified on its surface or matrix by a modifying agent.

**Special rules of classification**

In case of (i) above, classification is made according to the nature of the special physical or galenical form in this group. Additionally the compound, to which the pharmacologically or therapeutically active agent is linked, is classified in the relevant subgroups of [A61K 47/50](#) e.g. [A61K 47/544](#) in case of a drug linked to a phospholipid and inserted in the bilayer surface of a liposome.

In case of (ii) above, classification is made according to the nature of the modifying agent. Physical or galenical forms not modified by a modifying agent and/or wherein the pharmacologically or therapeutically active agent is not complexed/covalently linked to said forms, are not classified in [A61K 47/50](#), but in [A61K 9/00](#).

**A61K 47/6901**

**{Conjugates being cells, cell fragments, viruses, ghosts, red blood cells or viral vectors}**

**References****Informative references**

*Attention is drawn to the following places, which may be of interest for search:*

Encapsulation in cells	<a href="#">A61K 9/5068</a>
Encapsulation in a virus capsid	<a href="#">A61K 9/5184</a>

**A61K 47/6907**

**{the form being a microemulsion, nanoemulsion or micelle}**

**References****Informative references**

*Attention is drawn to the following places, which may be of interest for search:*

Simple encapsulation of a drug in micelle	<a href="#">A61K 9/1075</a>
---	-----------------------------

## Special rules of classification

Micelles modified by a polymer because they incorporate a polymer-lipid conjugate are only classified in this group, if the polymer modifying the lipid is unusual. Micelles, which are pegylated because they incorporate a pegylated lipid, are not classified in this group, but in [A61K 9/1075](#).

## Glossary of terms

*In this place, the following terms or expressions are used with the meaning indicated:*

Microemulsion	means that the dispersed phase being in the form of globules having a diameter above or equal to 1 micrometer.
Nanoemulsion	means that the dispersed phase being in the form of globules having a diameter below 1 micrometer.
Micelles	comprise a monolayer of surfactant molecules that are aggregated head-to-head and tail-to-tail, thus forming a small spherical particle; micelles can be normal, i.e. the surfactant heads are hydrophilic, or inverse.

## A61K 47/6911

{the form being a liposome}

## Definition statement

*This place covers:*

Liposomes, i.e. bi-layered vesicles, having its surface modified by covalent attachment or complexation of the pharmacologically or therapeutically active agent and/or modifying agent.

## References

### Informative references

*Attention is drawn to the following places, which may be of interest for search:*

Encapsulation of a drug, which is not functionalised on its surface by a modifying agent	<a href="#">A61K 9/127</a>
Antibodies	<a href="#">A61K 47/6913</a>

## Special rules of classification

Liposomes, which are modified by a polymer because they incorporate a polymer-lipid conjugate are only classified in this group, if the polymer modifying the lipid is unusual. Liposomes, which are PEGylated because they incorporate a PEGylated lipid, are not classified in this group, but in [A61K 9/1271](#).

When the surface of the liposome is functionalised by a modifying agent, classification is also made according to the nature of this modifying agent, e.g. a liposome modified on its surface by a peptide is classified in this group and additionally in [A61K 47/605](#). Liposomes, wherein the pharmacologically or therapeutically active agent is linked to a phospholipid of the liposomal surface, are classified in this group and additionally in [A61K 47/544](#).

**A61K 47/6913**

**{the liposome being modified on its surface by an antibody}**

**Special rules of classification**

Classification is also made according to the nature of the antibody in the appropriate subgroup of [A61K 47/6835](#).

**A61K 47/6915**

**{the form being a liposome with polymerisable or polymerized bilayer-forming substances, e.g. polymersomes}**

**Definition statement**

*This place covers:*

Polymersomes, i.e. a liposome with polymerisable or polymerized bilayer-forming substances.

**Special rules of classification**

Liposomes comprising polymers grafted on their surface are not classified in this group, but in [A61K 47/6911](#), if the polymer is unusual, or in [A61K 9/1271](#).

**A61K 47/6923**

**{the form being an inorganic particle, e.g. ceramic particles, silica particles, ferrite or synsorb}**

**Definition statement**

*This place covers:*

Inorganic particles, e.g. ceramic particles, silica particles, ferrite, synsorb

**Special rules of classification**

When the inorganic particle is a magnetic particle, being guided from outside the body with the means of a magnetic field, classification is additionally made in [A61K 41/00](#).

**A61K 47/6925**

**{the form being a microcapsule, nanocapsule, microbubble or nanobubble}**

**Definition statement**

*This place covers:*

Microcapsules, nanocapsules, microbubbles or nanobubbles, i.e. a hollow or gas-filled microparticle or nanoparticle or sphere, a gas-filled microparticle or nanoparticle for use in therapy

**References****Informative references**

*Attention is drawn to the following places, which may be of interest for search:*

Micro- or nanobubbles used for ultrasound imaging	<a href="#">A61K 49/223</a> , <a href="#">A61K 49/225</a>
---	--

### Special rules of classification

Pharmacologically or therapeutically active agents released from a microcapsule or nanocapsule by acoustic/ultrasound activation are also classified in [A61K 41/0028](#) and [A61K 9/0009](#).

### A61K 47/6927

**{the form being a solid microparticle having no hollow or gas-filled cores}**

#### Definition statement

*This place covers:*

Solid microparticles having no hollow or gas-filled core, wherein its size or diameter is higher or equal to 1 micrometer.

### A61K 47/6929

**{the form being a nanoparticle, e.g. an immuno-nanoparticle}**

#### Definition statement

*This place covers:*

Nanoparticles, e.g. immuno-nanoparticles, wherein its size or diameter is smaller than 1 micrometer.

### Special rules of classification

Classification is also made according to the nature of the antibody with the appropriate subgroup of [A61K 47/6835](#).

### A61K 48/00

**Medicinal preparations containing genetic material which is inserted into cells of the living body to treat genetic diseases; Gene therapy**

#### Definition statement

*This place covers:*

Genetic material encoding proteins, the in vivo expression of which results in an in vivo therapeutic effect being attained. Cells can be used as delivery vehicle following ex vivo transfection with a nucleic acid encoding a therapeutic protein, enzyme or peptide if the therapeutic effect is a consequence of the ex vivo transfection step, i.e. arising as a result of the modification carried out. The protein in question may be expressed directly from the delivered nucleic acid sequence, or may, for example, be involved in a recombination process with a mutant, 'defective' gene, protein expression from the 'repaired' gene then ensuing at a time thereafter. The expression of the protein may be to replace / complement a 'defective protein', or may be to provide an entity (such as an enzyme) which is therapeutic (for example in the context of cancer therapy).

### Relationships with other classification places

Transgenic animals are classified in [A01K 67/027](#).

Proteins and peptides per se, encoded by the genetic material, are classified in the appropriate [C07K](#) subgroups, unless the protein is an enzyme. In this case the appropriate subgroup in [C12N 9/00](#) should be used. Then classification of the specific enzyme is also made in [C12Y](#) as invention.

If therapy arises only as a consequence of the cells per se being delivered, and not due to the manner in which the cells have been modified ex vivo, classification in the subclass for gene therapy should not be made.



## References

### Informative references

Attention is drawn to the following places, which may be of interest for search:

Liposomes	<a href="#">A61K 9/127</a>
Medicinal preparations comprising compounds having three or more nucleosides or nucleotides	<a href="#">A61K 31/7088</a>
Medicinal preparations containing materials or reaction products thereof with undetermined constitution	<a href="#">A61K 35/00</a>
Medical use of proteins	<a href="#">A61K 38/00</a>
Medical use of vaccines or antibodies	<a href="#">A61K 39/00</a>
Medicinal preparations characterised by the non-active ingredient	<a href="#">A61K 47/00</a>
Specific therapeutic activities	<a href="#">A61P</a>
Proteins	<a href="#">C07K 14/00</a>
Antibodies	<a href="#">C07K 16/00</a>
Cells	<a href="#">C12N 5/06</a>
Viruses	<a href="#">C12N 7/00</a>
Genetic engineering	<a href="#">C12N 15/00</a>
Antisense nucleic acids, siRNA	<a href="#">C12N 15/113</a>
Vectors for animal cells	<a href="#">C12N 15/85</a>
Viral vectors	<a href="#">C12N 15/86</a>

### Special rules of classification

An invention classification symbol should be given in [A61K 38/00](#) for the protein or peptide if the expression results from the nucleic acid delivered via gene therapy.

Enabling subject matter should be classified. More specifically, subject matter that pertains to the technical effect in question which the skilled person would be able to carry out based on the teachings of the application without undue burden, should be classified. Subject matter which is enabling but not clearly a technical contribution over the art should also be classified. Subject matter which is purely hypothetical or theoretical should not be classified. An example is when a particular substance is stated to be suitable for the treatment of a list of diseases but for which no data, even in an in vitro or animal model setting, is made available. On the other hand, subject matter supported by data which may be for example derived only from an in vitro setting but which lends at least partial credibility to an in vivo treatment should be classified.

## A61K 49/00

### Preparations for testing in vivo

#### Definition statement

*This place covers:*

Contrast agents for use in diagnostic imaging methods performed in vivo, or for detecting in vivo.

#### Relationships with other classification places

An apparatus used for in vivo imaging is classified in [A61B](#).

## Relationships with other classification places

In the preparation of new organic compounds and their use in X-ray contrast preparations, classification is only made in the relevant subclasses [C07C](#) - [C07J](#) according to the type of compound.

Galenical aspects of pharmaceutical compositions: if this is an important aspect of the invention, it may also be classified in [A61K 9/00](#) or [A61K 47/00](#) - [A61K 47/46](#).

## References

### Informative references

Attention is drawn to the following places, which may be of interest for search:

Preparations for testing in vivo using radioactive substances, or substances labeled with a radioactive isotope used for in vivo imaging or detection	<a href="#">A61K 51/00</a>
Preparations for testing in vitro or ex vivo	<a href="#">G01N</a> , <a href="#">C12Q</a>

## Glossary of terms

In this place, the following terms or expressions are used with the meaning indicated:

In vivo	in the living animal or performed on/in contact with the living animal
Ex vivo	in a sample taken from the living animal
In vitro	means literally: in glass. Tests in vitro are performed outside the living or dead body, e.g. in a test tube or a Petri dish.

## A61K 49/0002

### {General or multifunctional contrast agents, e.g. chelated agents}

#### Definition statement

This place covers:

General contrast agents are e.g. chelating agents for which several imaging methods are exemplified and/or claimed, e.g., an antibody labeled with a chelating group, where the chelating group is used to complex either gadolinium (for MRI) or a heavy metal (for X-ray imaging). This subgroup also includes conjugates of a targeting agent, linked to a chelating group, wherein the application mentions several imaging techniques, without an actual example.

Multifunctional or multimodal agents are preparations, in which the contrast agent is suitable for more than one imaging technique, e.g. agents for dual mode imaging, e.g., containing a moiety for MRI and a fluorescent moiety.

The classification codes of the individual imaging techniques are also given.

## A61K 49/0004

### {Screening or testing of compounds for diagnosis of disorders, assessment of conditions, e.g. renal clearance, gastric emptying, testing for diabetes, allergy, rheuma, pancreas functions}

#### Definition statement

This place covers:

- compositions used for assessing biological conditions or parameters of a patient or mammal.
- skin tests.

## Definition statement

- screening methods performed in vivo using non-human animal models wherein the animal model is especially adapted for this screening, in order to find new agents for treating a disorder or disease.

## References

## Informative references

Attention is drawn to the following places, which may be of interest for search:

Medicinal preparations containing organic active ingredients	<a href="#">A61K 31/00</a>
New breeds of vertebrates, e.g. animal models	<a href="#">A01K 67/027</a>

## Special rules of classification

Non-human animal models (e.g. transgenic model for heart failure, Alzheimer disease animal model) are only classified in subgroup [A61K 49/0008](#) if they are used in a method for testing/screening agent in vivo and if this testing/screening for therapeutic usefulness in vivo is the invention or part of the invention.

This subgroup is not used for those documents in which the examples are using a well-known animal model to verify if an agent does indeed exert the effect it is supposed to, where the actual invention is the compound or its use.

## A61K 49/001

## {Preparation for luminescence or biological staining}

## Definition statement

*This place covers:*

Diagnostic compositions containing an agent detected in vivo using fluorescence, phosphorescence, (chemo)luminescence or dying/colouring/staining.

## Special rules of classification

If a fluorescent group is complexed or covalently linked to a carrier, classification is also made according to the nature of the carrier in the appropriate [A61K 49/005](#) subgroup.

If the physical or galenical form containing a fluorescent agent is modified by a particular agent, classification is also made according to the nature of this agent in the appropriate [A61K 49/005](#) subgroup.

Classification is also made according to the nature of the fluorescent group in the appropriate subgroup of [A61K 49/0019](#).

If the dye used for staining is fluorescent, classification is also given for the appropriate subgroup of [A61K 49/0019](#).

Quantum dots modified on their surface by an antibody are also classified in [A61K 49/0058](#).

When the formulation aspect is the invention or part of the invention (e.g. liposomal formulations), or when the physical form is the fluorescence-active part (e.g. quantum dots), classification is also made according to the appropriate [A61K 49/0063](#) group.

In the fluorescence subgroups, the compound can be characterised by the fluorescing group, by the carrier/targeting group and/or the physical/galenical form. If the three aspects are present, the three groups must be allocated.

Microemulsion means that the dispersed phase is in the form of globules having a diameter above or equal to 1 micrometer. Nanoemulsion means that the dispersed phase is in the form of globules having a diameter below 1 micrometer.

Micelles comprise a monolayer of surfactant molecules that are aggregated head-to-head and tail-to-tail, thus forming a small spherical particle; micelles can be normal, i.e. the surfactant heads are hydrophilic, or inverse.

When the surface of the liposome encapsulating a fluorescent agent and used in vivo is functionalised by a modifying agent, classification is also made according to the nature of this modifying agent: e.g. a liposome modified on its surface by a peptide is classified in [A61K 49/0084](#) and [A61K 49/0056](#). Liposomes encapsulating a fluorescent agent, used in vivo and modified on their surface by a polymer because they incorporate a polymer-lipid conjugate, are only additionally classified in [A61K 49/0054](#) if the polymer modifying the lipid is unusual. Liposomes encapsulating a fluorescent agent which are pegylated because they incorporate a pegylated lipid are only classified in [A61K 49/0084](#), not in [A61K 49/0054](#).

When the surface of the microparticle encapsulating a fluorescent agent and used in vivo is functionalised by a modifying agent, classification is also made according to the nature of this modifying agent, e.g. a microparticle modified on its surface by a peptide is classified in [A61K 49/0091](#) and [A61K 49/0056](#).

## Glossary of terms

*In this place, the following terms or expressions are used with the meaning indicated:*

Luminescence	light emanating from the compound or composition when used in vivo
--------------	--

## A61K 49/04

### X-ray contrast preparations

#### Definition statement

*This place covers:*

compositions used for enhancing the contrast of an X-ray image taken in vivo or in contact with the living animal/patient.

[A61K 49/0404](#) (2 dots): containing barium sulphate.

[A61K 49/0409](#) (2 dots): physical forms, mixtures of two different X-ray contrast-enhancing agents, containing at least one X-ray contrast-enhancing agent which is not a halogenated organic compound.

[A61K 49/0414](#) (3 dots): particles, beads, capsules, spheres.

[A61K 49/0419](#) (4 dots): microparticles, microbeads, microcapsules, microspheres (i.e. having a size or diameter higher or equal to 1 micrometer).

[A61K 49/0423](#) (4 dots): nanoparticles, nanobeads, nanospheres, nanocapsules (i.e. having a size or diameter smaller than 1 micrometer).

[A61K 49/0428](#) (5 dots): surface-modified nanoparticles, e.g. immuno-nanoparticles.

[A61K 49/0433](#) (2 dots): containing an organic halogenated X-ray contrast-enhancing agent.

[A61K 49/0438](#) (3 dots): organic X-ray contrast-enhancing agent comprising an iodinated group or an iodine atom, e.g. iopamidol.

## Definition statement

[A61K 49/0442](#) (3 dots): polymeric X-ray contrast-enhancing agent comprising a halogenated group.

[A61K 49/0447](#) (3 dots): physical forms, mixtures of two different X-ray contrast-enhancing agents, containing at least one X-ray contrast-enhancing agent which is a halogenated organic compound.

[A61K 49/0452](#) (4 dots): solutions, e.g. for injection.

[A61K 49/0457](#) (4 dots): semi-solid forms, ointments, gels, hydrogels.

[A61K 49/0461](#) (4 dots): dispersions, colloids, emulsions, suspensions.

[A61K 49/0466](#) (5 dots): liposomes, lipoprotein vesicles (e.g. HDL and LDL lipoproteins), phospholipidic or polymeric micelles.

[A61K 49/0471](#) (5 dots): perflubron (i.e. perfluorooctylbromide, C<sub>8</sub>F<sub>17</sub>Br) emulsions

[A61K 49/0476](#) (4 dots): particles, beads, capsules, spheres.

[A61K 49/048](#) (5 dots): microparticles, microbeads, microcapsules, microspheres (i.e. having a size or diameter higher or equal to 1 micrometer).

[A61K 49/0485](#) (5 dots): nanoparticles, nanobeads, nanospheres, nanocapsules (i.e. having a size or diameter smaller than 1 micrometer).

[A61K 49/049](#) (6 dots): surface-modified nanoparticles, e.g. immune-nanoparticles.

[A61K 49/0495](#) (4 dots): intended for oral administration

## A61K 49/06

### Nuclear magnetic resonance [NMR] contrast preparations; Magnetic resonance imaging [MRI] contrast preparations

#### Definition statement

*This place covers:*

Contrast agents used for enhancing the (diagnostic) imaging or detection in vivo, i.e., in the living animal or patient. Such contrast agents are active in MRI because they bear an NMR-active nucleus (e.g. <sup>1</sup>H, <sup>13</sup>C, <sup>31</sup>P, <sup>19</sup>F), or because they have a magnetisable group (e.g. iron oxide).

#### References

##### Informative references

*Attention is drawn to the following places, which may be of interest for search:*

Microcapsules containing magnetic carrier material, e.g. ferrite for drug targeting	<a href="#">A61K 9/5094</a>
Magnetic targeting of therapeutic agents	<a href="#">A61K 41/00</a>
Magnetic compositions used for therapeutic heating of a living body part	<a href="#">A61K 41/0052</a>
Pharmaceutical compositions in which the active agent is chemically bound to inorganic nanoparticles	<a href="#">A61K 47/6923</a>
Detecting, measuring or recording for diagnosis involving electronic or nuclear magnetic resonance	<a href="#">A61B 5/055</a>
Introduction of isotopes of elements into organic compounds (e.g. deuterium, <sup>13</sup> C)	<a href="#">C07B 59/00</a>

## Special rules of classification

The classification is made according to the carrier which is covalently linked/complexed to the MRI-active nucleus that is responsible for the NMR/MRI signal (e.g.  $Gd^{3+}$ ), and according to the galenical aspect or physical form (in [A61K 49/18](#) subgroups).

The complex-forming compound (e.g. chelating group) of an NMR/MRI-active metal ion is classified only if it is an uncommon agent that is the real contribution to the claimed invention, or if it is the only carrier (i.e. no targeting part like e.g. a peptide further linked to the chelating group). In the [A61K 49/101](#) subgroups, the MRI-active nucleus being complexed to a complex-forming compound, e.g. chelating group. Classification being made according to the nature of this complex-forming agent, if it being either an uncommon or new complexing agent (not the usual DTPA, DOTA, DOTP, etc. groups) that forms the real contribution to the claimed MRI invention, or if it being not conjugated to any further molecule, e.g. which being not conjugated to a polymer, peptide, protein or antibody. In that latter case, the MRI probe being e.g. a paramagnetic metal chelate.

Chelates (e.g. Gd-DOTA) conjugated to a further molecule are classified in [A61K 49/085](#) and, additionally, according to the nature of this further molecule, e.g. an MRI contrast agent being Gd-DOTA conjugated to glucose is classified in [A61K 49/085](#) and [A61K 49/10](#), a MRI contrast agent comprising a plurality of Gd-DOTA appending to a linear polymer backbone is classified in [A61K 49/085](#) and [A61K 49/128](#). MRI contrast agents which are based on MRI-active nanoparticles (e.g. iron oxide nanoparticles, MRI nanoparticles) are classified in the appropriate [A61K 49/1818](#) subgroups. If the nanoparticles have a super/para/magnetic core which is coated or functionalised with different compounds, classification is made according to the nature of all these different compounds (e.g. a nanoparticle having a super/para/magnetic core which is coated with an organic silane linked to a peptide is classified in [A61K 49/1848](#) and [A61K 49/1866](#)). MRI contrast agents containing free radicals are classified in [A61K 49/20](#).

When the carrier is a peptide or protein, it is classified in [A61K 49/14](#) and subgroups, e.g. a carrier being a polyamino acid is classified in [A61K 49/146](#) and not in [A61K 49/16](#) that concern antibodies. If the MRI-active nucleus being linked to the peptide or protein or polyamino acid via a complexing or chelating group, the subgroup [A61K 49/085](#) should also be given. If the peptide or protein or polyamino acid being a dendrimer, a dendron, or hyperbranched, then the [A61K 49/124](#) is also given.

When the carrier is an organic macromolecular compound, it concerns an oligomeric, polymeric, dendrimeric molecule, not a peptide, protein, polyamino acid (see [A61K 49/00](#)) or an antibody (see [A61K 49/00](#) or [A61K 49/16](#)).

Dendrimeric, dendronised or hyperbranched polyamino acids used as carriers are also classified in [A61K 49/146](#).

If the MRI-active nucleus is linked to the peptide or protein or polyamino acid via a complexing or chelating group, the subgroup [A61K 49/085](#) should also be allocated. If the peptide or protein or polyamino acid is a dendrimer, a dendron, or hyperbranched, then the [A61K 49/124](#) is also allocated.

If the MRI-active nucleus is linked to the antibody via a complexing or chelating group, the subgroup [A61K 49/085](#) should also be allocated.

If the paramagnetic metal complexes are covalently linked to the bilayered membrane, then the [A61K 49/085](#) subgroup is also allocated. Liposomes modified on their external surface by a targeting agent, e.g. an antibody are classified in [A61K 49/1812](#) without further indication for the targeting agent.

For nanoparticles, i.e. having a size or diameter smaller than 1 micrometer, the subgroups [B82Y 5/00](#) and [B82Y 15/00](#) are also allocated.

## A61K 49/22

### Echographic preparations; Ultrasonic imaging preparations

#### Definition statement

*This place covers:*

Compositions used for the in vivo diagnosis using ultrasound activation, or wherein the detected signal is an acoustic signal (e.g. optoacoustic imaging).

#### References

##### Informative references

*Attention is drawn to the following places, which may be of interest for search:*

Preparations liberating a therapeutically active compound by applying ultrasound	<a href="#">A61K 41/0028</a> , <a href="#">A61K 9/00</a> , <a href="#">A61K 47/00</a>
Preparations containing sonosensitizers for use in therapy, sonofereses or ultrasonically enhanced transdermal delivery	<a href="#">A61K 41/0047</a> , <a href="#">A61K 9/00</a> , <a href="#">A61K 47/00</a>

## A61K 51/00

### Preparations containing radioactive substances for use in therapy or testing in vivo

#### Definition statement

*This place covers:*

Preparations containing radioactive substances or substances that bear a radioactive label, used for therapy in humans or animals, or used for testing in vivo, diagnosis in vivo or diagnostic imaging in vivo.

Liposomes encapsulating the radioactive probe and/or having no radiolabelled phospholipids are classified in [A61K 51/1234](#).

#### Relationships with other classification places

Galenical aspects of pharmaceutical compositions: if this is an important aspect of the invention, it may also be classified in [A61K 9/00](#) or [A61K 47/00](#) - [A61K 47/46](#).

Preparations for testing in vitro or ex vivo are classified in [G01N](#) or [C12Q](#), depending on the techniques used.

Radioactive compounds that are new are also classified in [C07B 59/00](#).

#### References

##### Informative references

*Attention is drawn to the following places, which may be of interest for search:*

The use in vivo of substances containing a non-radioactive isotope, such as deuterium or <sup>13</sup> C.	<a href="#">A61K 31/00</a>
Preparations for testing in vivo using non-radioactive substances	<a href="#">A61K 49/00</a>
Introduction of isotopes of elements into organic compounds	<a href="#">C07B 59/00</a>
Labelling of peptides	<a href="#">C07K 1/13</a>



The use of preparations containing a radioactive substance or a substance that bears a radioactive label, used for diagnosis ex vivo or used for diagnosis or testing in vitro. Therefore, the use in testing in bacteria on, e.g. a Petri dish is excluded.	<a href="#">G01N 33/60</a>
--	----------------------------

## Special rules of classification

Compositions that are well defined and disclosed in the examples or in the claims are classified in this group. Thus, radioactive isotopes mentioned only in the description as being possibly linked to an active agent are not classified here.

The classification is made according to the carrier which is covalently linked, or complexed to the radionuclide, and according to the galenical aspect(s) or physical form(s).

The classification of conjugates in which the carrier is an antibody, the classification of the characterising antibody follows a classification similar to that of new antibodies, [C07K 16/00](#) and subgroups, although less detailed. For the specificity of the antibody, the same rules are followed as for the classification in [C07K 16/00](#).

If the radionuclide is complexed using a chelating group, the classification according to this chelating group is only made in two situations:

- if the chelating group is an uncommon agent, that is the real contribution of the claimed invention, or
- if it is the carrier per se.

If a common chelating group is linked/conjugated to another carrier (e.g. a targeting group, a peptide, or an active agent), classification takes place according to this other carrier, and not according to the common chelating group.

Under [A61K 51/041](#) the last place priority rule is followed.

Porphyrins or texaphyrins used as complex-forming compounds, i.e. wherein the nitrogen atoms forming the central ring system complex the radioactive metal, are classified in [A61K 51/0485](#).

Liposomes encapsulating the radioactive probe or having no radiolabelled phospholipids are classified in [A61K 51/1234](#).

Liposomes modified on their external surface by a targeting agent, e.g. an antibody, are not additionally classified with the symbol of the targeting agent.

Pretargeting is the administration of an agent X bearing the radioisotope or radioactive nucleus and of an agent Y capable of binding X and a cell Y in several steps, e.g. the radiolabelled agent is a radiolabelled biotin and the agent Y is a (strept)avidin molecule targeting specific cells. Classification is also made according to the nature of the carrier bearing/linked to the radioactive nucleus, e.g. an antibody.

In case of a conjugate comprising a complex-forming compound (chelating group) complexing a radioactive metal linked to the carrier (organic compound in [A61K 51/0497](#)), the nature of this complex-forming compound is not classified except if the complexing/chelating group is the subject of the invention and is uncommon, e.g. <sup>111</sup>In-DTPA-glucose is classified in [A61K 51/0497](#) (not in [A61K 51/048](#)) and in [A61K 51/0491](#).

In case of a conjugate comprising a complex-forming compound (chelating group) complexing a radioactive metal linked to the carrier (organic macromolecular compound in [A61K 51/065](#)), the nature of this complex-forming compound is not classified except if it is the real contribution of the claimed invention and it is an uncommon complexing/chelating group, e.g. <sup>111</sup>In-DTPA-PEG is classified in [A61K 51/065](#) and new DTPA-like derivatives conjugated to PEG and complexing <sup>111</sup>In for use in vivo is classified in [A61K 51/0478](#) and [A61K 51/065](#).



In case of a conjugate comprising a complex-forming compound (chelating group) complexing a radioactive metal linked to the carrier (peptide, protein or polyamino acid in [A61K 51/088](#)), the nature of this complex-forming compound is not classified except if it is the real contribution of the claimed invention and it is an uncommon complexing or chelating group, e.g. 111In-DTPA-interleukin 2 is classified in [A61K 51/088](#); new DTPA-like derivatives conjugated to interleukin 2 and complexing 111In for use in vivo is classified in [A61K 51/0478](#) and [A61K 51/088](#).

In case of a conjugate comprising a complex-forming compound (chelating group) complexing a radioactive metal linked to the carrier (antibody in [A61K 51/1093](#)), the nature of this complex-forming compound being not classified except if it being the real contribution of the claimed invention and it being an uncommon complexing/chelating group, e.g. 111In-DTPA-herceptin being classified in [A61K 51/1093](#) and [A61K 51/1051](#), new DTPA-like derivatives conjugated to herceptin and complexing 111In for use in vivo being classified in [A61K 51/0478](#), [A61K 51/1093](#) and [A61K 51/1051](#).

If the disclosed compound/composition is used for therapy classification is also given in [A61K 2121/00](#).

If the disclosed compound/composition is used for testing in vivo classification is also given in [A61K 2123/00](#).

## Synonyms and Keywords

*In patent documents, the following abbreviations are often used:*

PET	Positron Emission Tomography
SPECT	Single Photon Emission Computed Tomography

## A61K 2236/19

**involving fermentation using yeast, bacteria or both; enzymatic treatment**

## References

### Informative references

*Attention is drawn to the following places, which may be of interest for search:*

Fermentation or enzyme-using processes in general	<a href="#">C12P</a>
---	----------------------

## A61K 2236/331

**using water, e.g. cold water, infusion, tea, steam distillation or decoction**

## References

### Informative references

*Attention is drawn to the following places, which may be of interest for search:*

Extraction at elevated pressure or temperature, e.g. pressurized solvent extraction [PSE], supercritical carbon dioxide extraction or subcritical water extraction	<a href="#">A61K 2236/37</a>
--	------------------------------