

## A61F

**FILTERS IMPLANTABLE INTO BLOOD VESSELS; PROSTHESES; DEVICES PROVIDING PATENCY TO, OR PREVENTING COLLAPSING OF, TUBULAR STRUCTURES OF THE BODY, e.g. STENTS; ORTHOPAEDIC, NURSING OR CONTRACEPTIVE DEVICES; FOMENTATION; TREATMENT OR PROTECTION OF EYES OR EARS; BANDAGES, DRESSINGS OR ABSORBENT PADS; FIRST-AID KITS (dental prosthetics [A61C](#))**

### Definition statement

*This place covers:*

Apparatus, devices or methods for physically correcting or altering the body of patients or disabled persons that are directly and for prolonged periods of time (i.e. not just during acute exceptional circumstances) used on or in the body of the patient or the disabled person:

Stents and similar devices providing patency to, or preventing collapsing of, tubular structures of the body;

Prostheses, i.e. artificial substitutes or replacements for parts of the body that are either implantable into the body (e.g. blood vessels, eye parts, heart valves, bones, joints) or not implantable in the body (e.g. mammary prostheses, artificial arms, hands, legs or feet or parts thereof);

Specially adapted electrical, bioelectrical or fluid operating or control means for prostheses or sphincters;

Specially adapted means for connecting prostheses with or to the body (e.g. bandages, harnesses, sockets, stockings for the limb stump);

Specially adapted means for protecting prostheses;

Filters implantable into blood vessels;

Lengthening pieces for natural legs;

Orthopaedic methods or devices for non-surgical treatment of bones or joints, e.g. splints, casts, corsets, devices for stretching including equipment for beds or treatment tables, medical insertions for shoes, pressure pads, suspensory bandages;

Methods or devices for physically treating or correcting of the eyes (e.g. eye surgery using laser);

Apparatus specially adapted for guiding the blind by supplementing or replacing their visual perception;

Methods or devices for treatment of the ears, e.g. surgical.

Methods or devices (e.g. head or eye-gaze-direction actuated control devices, oral communication actuated control devices) for enabling patients or disabled persons to operate independent apparatus or machines (i.e. apparatus such as room lights or doors that is not a part of, or used in conjunction with the functioning of, artificial or natural parts of their body) without the application of direct force from the part of the human body that would normally be used by individuals for controlling operation of the independent apparatus or machine such as a hand, foot or their artificial equivalents.

Contraceptive devices for males (e.g. condoms, vas deferens occluders) or females (e.g. pessaries, intra-uterine type, fallopian occluders).

Devices for medical or hygienic care of living individuals that are worn by the individual or directly contact the body of the individual during their care:

Devices worn by the patient for reception of urine, faeces; colostomy devices;

Bandages or dressings, e.g. plasters, elastic stockings;

Absorbent pads, e.g. sanitary towels, absorbent garments, e.g. diapers, tampons, e.g. catamenial tampons, surgical swabs; supporting and fastening means for pads.

Heating or cooling devices for medical or therapeutic treatment of the human body and for body cavities, e.g. compresses, warming pads, pans or mats, hot water bottles, ice bags.

Protective devices for the eyes, e.g. goggles, eye-masks worn to prevent particulates or chemicals from striking the eyes.

Devices for inserting contact lenses.

Protective devices for the ears, e.g. ear plugs or earmuffs.

Auxiliary appliances for wound dressings; dispensing containers for dressings or bandages; packages or wrapping arrangements for used pads, e.g. for disposal.

Containers having various emergency medical supplies such as bandages, simple medical tools, and medicines (i.e. first-aid kits) that are intended to be used for administering initial treatment to injured or sick individuals.

### **Relationships with other classification places**

If an apparatus, method, device, or material is usable for both humans and animals for the same purpose and in the same manner, and it is otherwise proper for this subclass, classification is made only in subclass [A61F](#). Similar devices or processes to those covered by subclass [A61F](#) that are usable exclusively for animals or are used in animals in a different manner or for different purposes than for humans, are classified in subclass [A01K](#) or [A61D](#).

Surgical apparatus or processes in general are covered by subclass [A61B](#).

Subclass [A61H](#) provides for massage, chiropractic, or physical therapy apparatus or processes used for the treatment of disease, injuries or disability (i.e. an abnormal condition of the body) by utilisation of direct mechanical energy.

Chemical and material aspects of prostheses, structures inserted into tubular structures of human bodies, bandages, dressings, absorbent pads or surgical articles are covered by subclass [A61L](#).

With regard to human organs and their parts, the exact distinction between the artificial devices implantable into human bodies that are proper for subclass [A61F](#) and those proper for subclass [A61M](#) is somewhat imprecise. Therefore, for analogous situations that are not specifically covered by existing groups of these subclasses, the following listings are intended to provide guidance.

Subclass [A61F](#) provides for the following replacements or substitutes for internal body organs or their parts: hollow or tubular parts of organs (e.g. bladders, tracheae, bronchi, heart valves and blood vessels, bile ducts), structural supporting or maintaining devices for such parts (e.g. stents), artificial eyes and artificial ears.

Subclass [A61M](#) provides for the following replacements or substitutes for internal body organs or their parts: artificial hearts (based on catchword index), artificial livers, artificial lungs, artificial pancreas, artificial kidneys and catheters in general.

Devices for introducing media into or onto the body, devices for taking media from the body are also covered by subclass [A61M](#).

Spectacles, sunglasses, contact lenses or goggles insofar as they have the features of vision correction or protection against high levels of visible and ultraviolet light are covered by subclass [G02C](#).

## References

### Limiting references

*This place does not cover:*

|                   |                      |
|-------------------|----------------------|
| Dental prostheses | <a href="#">A61C</a> |
|-------------------|----------------------|

### Informative references

*Attention is drawn to the following places, which may be of interest for search:*

|   |   |
|---|---|
| Undergarments   | <a href="#">A41B 9/00</a>                               |
| Baby linen  | <a href="#">A41B 13/00</a>                              |
| Corsets or girdles  | <a href="#">A41C 1/00</a>                               |
| Brassieres  | <a href="#">A41C 3/00</a>                               |
| Cosmetic articles, e.g. wigs, hair pieces   | <a href="#">A41G</a>                                    |
| Caps with means for protecting the eyes or the ears                                 | <a href="#">A42B 1/018</a>                              |
| Ordinary arch supports for shoes  | <a href="#">A43B 7/14</a>                               |
| Artificial nails  | <a href="#">A45D 31/00</a>                              |
| Heating or cooling means in connection with bedsteads or mattresses                 | <a href="#">A47C 21/00</a>                              |
| Surgical instruments  | <a href="#">A61B 17/00</a>                              |
| Devices for closing wounds, or holding wounds closed                                | <a href="#">A61B 17/08</a>                              |
| Surgical drapes   | <a href="#">A61B 46/00</a>                              |
| Chiropractic methods or devices   | <a href="#">A61H 1/00</a>                               |
| Appliances for aiding patients or disabled persons to walk                          | <a href="#">A61H 3/00</a>                               |
| Massage of the genitals   | <a href="#">A61H 19/00</a>                              |
| Chemical aspects of contraception   | <a href="#">A61K</a>                                    |
| Transdermal drug delivery patches   | <a href="#">A61K 9/70</a>                               |
| Chemical aspects of, or use of materials for, bandages, dressings or absorbent pads | <a href="#">A61L 15/00</a> , <a href="#">A61L 26/00</a> |
| Adhesives for colostomy devices   | <a href="#">A61L 24/00</a>                              |
| Surgical adhesives or cements   | <a href="#">A61L 24/00</a>                              |
| Materials for prostheses  | <a href="#">A61L 27/00</a>                              |
| Materials for colostomy devices   | <a href="#">A61L 28/00</a>                              |
| Artificial hearts, kidneys  | <a href="#">A61M 1/00</a>                               |
| Irrigators  | <a href="#">A61M 3/02</a>                               |
| Balloon catheters   | <a href="#">A61M 25/10</a>                              |
| Drainage appliances for wounds  | <a href="#">A61M 27/00</a>                              |
| Dilators  | <a href="#">A61M 29/00</a>                              |
| Valves specially adapted for medical use  | <a href="#">A61M 39/00</a>                              |
| Exercising apparatus specially adapted for particular parts of the body             | <a href="#">A63B 23/00</a>                              |
| Goggles for swimming  | <a href="#">A63B 33/00</a>                              |
| Making artificial eyes from organic plastic material                                | <a href="#">B29C</a> , <a href="#">B29D 11/02</a>       |

|  |                            |
|--|----------------------------|
| Arm rests for use as writing aids                            | <a href="#">B43L 15/00</a> |
| Arrangements of tyre-inflating valves to tyres or rims       | <a href="#">B60C 29/00</a> |
| Diving masks   | <a href="#">B63C 11/12</a> |
| Safety devices for welding in general                        | <a href="#">F16P 1/06</a>  |
| Sunglasses or goggles having the same features as spectacles | <a href="#">G02C</a>       |
| Removable contact lenses                                     | <a href="#">G02C 7/04</a>  |
| Electric heating elements                                    | <a href="#">H05B</a>       |

## Special rules of classification

The breakdown symbols (i.e. the non "parallel" or non "mirror" symbols) and "orthogonal" symbols are to be used for classifying the invention information (in addition to the invention symbols) in case the invention is insufficiently classified by an invention information symbol. They are also to be used for classifying the additional information. They are stored in the additional information field.

Classify in both [A61M](#) and [A61F](#) if the disclosed utility is injecting media into the body, e.g. blood, to cool the body.

## Glossary of terms

*In this place, the following terms or expressions are used with the meaning indicated:*

|                    |   |
|--------------------|---|
| Absorbent articles | Articles adapted to absorb liquid excreted by the body.   |
| Dilator            | A (surgical) device or instrument used to dilate, distend, enlarge, expand, stretch an opening, organ, passage, tube, canal or cavity of a human or animal body (e.g. urethrotomy, tracheotomy, nasal, anal or cervix (Hegar's dilator) or vaginal dilation, bougienage, percutaneous dilation of tissues (Byrd dilator), whereas stents are not dilators but prostheses for providing patency, or preventing collapsing of tubular structures of the body. |
| Disabled person    | A human being that is unable to do certain basic physical tasks (e.g. walking) due to a physical or mental impairment/condition.  |
| Patient            | A human being awaiting or undergoing any form of (a) medical care (e.g. testing) or treatment by medical staff (e.g. doctors, dentists, midwives, chiropractors), or (b) physical tending (e.g. feeding) by care giver (e.g. hospice or nursing home staff) due to impairment.  |
| Stent              | Balloon- or self-expandable tubular device for use in the treatment of duct-like organs typified for example by a blood vessel, biliary tract, urinary tract, digestive tract, and the like providing patency.  |
| Stent graft        | Stent with a tubular member made of a synthetic resin affixed to the inside or outside of the stent.  |

## Synonyms and Keywords

*In patent documents, the following words/expressions are often used with the meaning indicated:*

|                             |                       |
|-----------------------------|-----------------------|
| Device for fluid management | incontinence article. |
|-----------------------------|-----------------------|

## A61F 2/00

**Filters implantable into blood vessels; Prostheses, i.e. artificial substitutes or replacements for parts of the body; Appliances for connecting them with the body; Devices providing patency to, or preventing collapsing of, tubular structures of the body, e.g. stents (dental prostheses [A61C 13/00](#); artificial kidneys [A61M 1/14](#); artificial hearts [A61M 60/00](#))**

### References

#### Limiting references

*This place does not cover:*

|                    |                            |
|--------------------|----------------------------|
| Dental prostheses  | <a href="#">A61C 13/00</a> |
| Artificial kidneys | <a href="#">A61M 1/14</a>  |
| Artificial hearts  | <a href="#">A61M 60/00</a> |

#### Informative references

*Attention is drawn to the following places, which may be of interest for search:*

|   |                            |
|---|----------------------------|
| Wigs  | <a href="#">A41G 3/00</a>  |
| Hair pieces, inserts, rolls, pads, or the like; Toupées | <a href="#">A41G 5/00</a>  |
| Artificial nails  | <a href="#">A45D 31/00</a> |
| Materials for prostheses                                | <a href="#">A61L 27/00</a> |

### Special rules of classification

The "subdivision" Indexing Code symbols (i.e. the non "parallel" Indexing Code symbols) are used for classifying as well the invention information as the additional information. They are stored only in the additional information field".

The "orthogonal" Indexing Code symbols are also used.

Prostheses are classified in groups [A61F 2/00](#) - [A61F 2/26](#) or [A61F 2/82](#) or [A61F 9/00](#) or [A61F 11/00](#) or subgroups thereof:

[A61F 2210/00](#) Particular material properties.

[A61F 2220/00](#) Fixations or connections.

[A61F 2230/00](#) Geometry of prostheses.

[A61F 2240/00](#) Manufacturing or designing of prostheses (specific manufacturing fields take precedence).

[A61F 2250/00](#) Special features of prostheses.

**A61F 2/0004**

{Closure means for urethra or rectum, i.e. anti-incontinence devices or support slings against pelvic prolapse}

**Relationships with other classification places**

Colostomy devices: [A61F 5/445](#)

Receptacles for taking up urine or feces: [A61F 5/451](#)

Drainage catheters: [A61M 27/00](#)

**References****Limiting references**

*This place does not cover:*

|                                   |                              |
|-----------------------------------|------------------------------|
| Closure means for other lumina    | <a href="#">A61B 17/12</a>   |
| Drainage of urine without closure | <a href="#">A61M 25/0017</a> |
| Catheters for rectum              | <a href="#">A61M 31/00</a>   |

**Informative references**

*Attention is drawn to the following places, which may be of interest for search:*

|                        |                      |
|------------------------|----------------------|
| Healthcare informatics | <a href="#">G16H</a> |
|------------------------|----------------------|

**A61F 2/0009**

{placed in or outside the body opening close to the surface of the body (plugging an opening in the wall of a hollow or tubular organ [A61B 17/0057](#))}

**References****Limiting references**

*This place does not cover:*

|  |                              |
|--|------------------------------|
| Plugging an opening in the wall of a hollow or tubular organ | <a href="#">A61B 17/0057</a> |
|--|------------------------------|

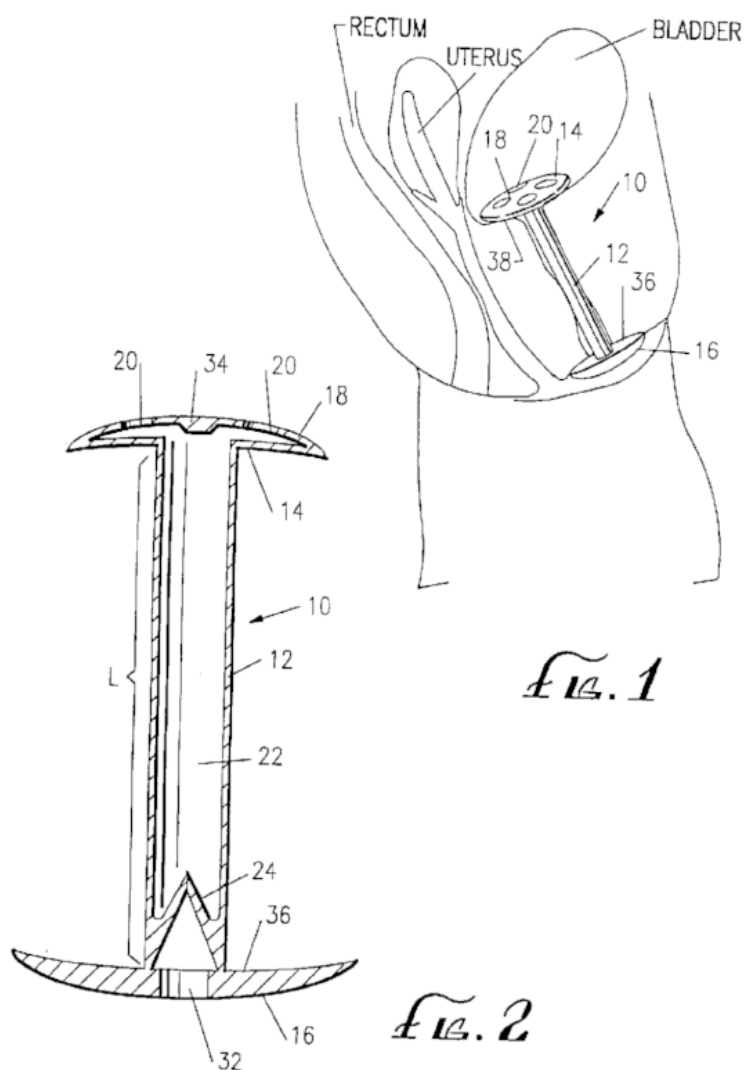
## Special rules of classification

Illustrative example of subject matter classified in [A61F 2/0009](#).

**WO 96/03942**

PCT/US95/10179

1 / 6



## **A61F 2/0013**

**{inflatable}**

### **Special rules of classification**

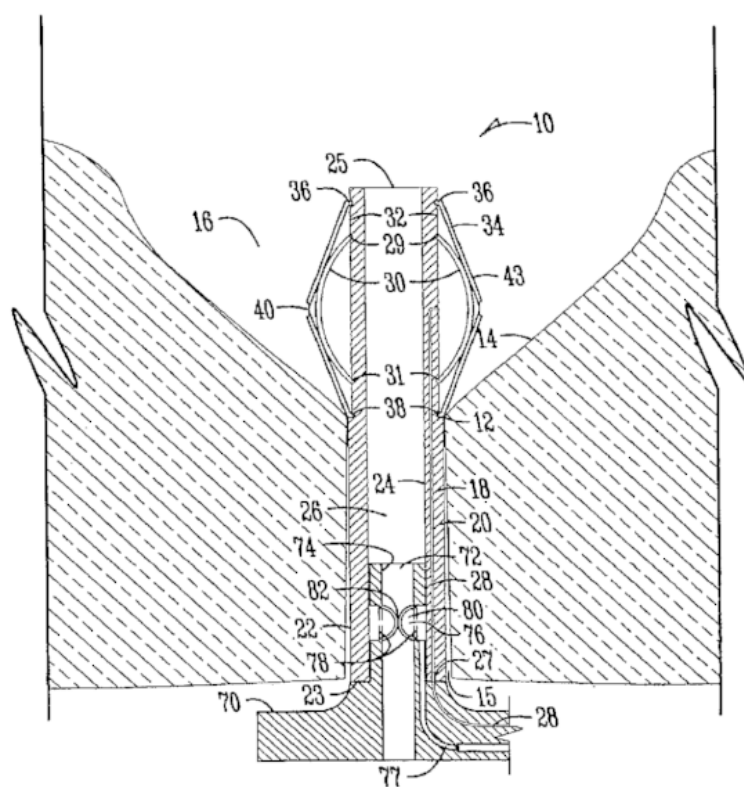
Illustrative example of subject matter classified in [A61F 2/0013](#).



WO 2008/021425

3/13

PCT/US2007/018122



*Fig. 3*

A61F 2/0022

{placed deep in the body opening (occluding blood vessels by internal devices [A61B 17/12022](#))}

References

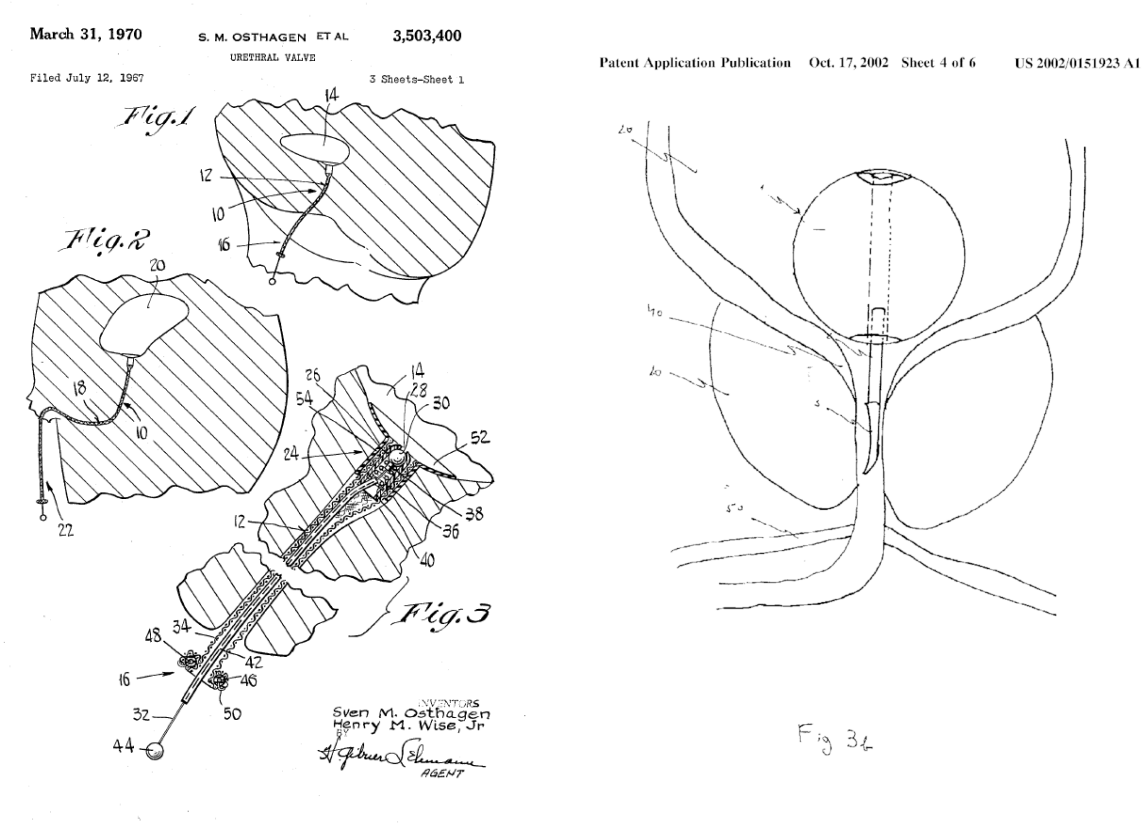
Limiting references

This place does not cover:

|   |                               |
|---|-------------------------------|
| Occluding blood vessels by internal devices | <a href="#">A61B 17/12022</a> |
| Urethral drainage stents                    | <a href="#">A61M 25/0017</a>  |

Special rules of classification

Illustrative example of subject matter classified in [A61F 2/0022](#)



A61F 2/0036

{implantable ([A61F 2/0018](#) takes precedence)}

Relationships with other classification places

Implanted gastrointestinal electrodes for the anal tract: [A61N 1/0512](#)

Implanted gastrointestinal electrodes for the urinary tract: [A61N 1/0514](#)

## References

### Limiting references

*This place does not cover:*

|   |                              |
|---|------------------------------|
| Magnetic closure means placed in or outside the body opening close to the surface of the body | <a href="#">A61F 2/0018</a>  |
| Injectable solid implants   | <a href="#">A61K 9/0024</a>  |
| Drainage implants in the urethral tract   | <a href="#">A61M 27/008</a>  |
| Stimulation by electrodes   | <a href="#">A61N 1/36007</a> |

## A61F 2/004

{inflatable}

### Relationships with other classification places

Means for transferring electromagnetic energy to implants: [A61F 2250/0001](#)

## A61F 2/0045

{Support slings}

### Definition statement

*This place covers:*

Slings or meshes for pelvic prolapse

### Relationships with other classification places

Hernia repair meshes: [A61F 2/0063](#)

## References

### Informative references

*Attention is drawn to the following places, which may be of interest for search:*

|   |                                 |
|---|---------------------------------|
| Treatment of female stress incontinence, i.e. especially delivery devices or other devices for implantation | <a href="#">A61B 2017/00805</a> |
| Bone anchors for fixation of slings   | <a href="#">A61B 17/0401</a>    |
| Suturing instruments  | <a href="#">A61B 17/06</a>      |

## A61F 2/005

{with pressure applied to urethra by an element placed in the vagina}

### Relationships with other classification places

Tampons: [A61F 13/20](#)

Pessaries, i.e. devices worn in the vagina to support the uterus: [A61F 6/08](#)

Exercising apparatus for vaginal muscles: [A63B 23/20](#)

**A61F 2/0054**

{with pressure applied to urethra by an element placed around the penis, e.g. penis clamp}

**Relationships with other classification places**

Absorbent pads for male use: [A61F 13/471](#)

Penis implants: [A61F 2/26](#)

**References****Informative references**

Attention is drawn to the following places, which may be of interest for search:

|                            |                             |
|----------------------------|-----------------------------|
| Clamps or clips in general | <a href="#">A61B 17/122</a> |
|----------------------------|-----------------------------|

**A61F 2/0059**

{Cosmetic or alloplastic implants ([A61F 2/10](#) - [A61F 2/16](#), [A61F 2/28](#) take precedence)}

**Definition statement**

*This place covers:*

Implants are structurally confined; there are no uncontained fillers

**Relationships with other classification places**

Cosmetic fillers: [A61K 8/02](#)

Cosmetic materials containing animal cells: [A61L 27/38](#)

**References****Limiting references**

*This place does not cover:*

|                       |                           |
|-----------------------|---------------------------|
| Hair or skin implants | <a href="#">A61F 2/10</a> |
| Mammary prosthesis    | <a href="#">A61F 2/12</a> |
| Eye parts             | <a href="#">A61F 2/14</a> |
| Intraocular lenses    | <a href="#">A61F 2/16</a> |
| Bones                 | <a href="#">A61F 2/28</a> |

**A61F 2/0063**

{Implantable repair or support meshes, e.g. hernia meshes}

**Relationships with other classification places**

Knitting processes for the production of meshes: [D04B 21/12](#)

## References

### Limiting references

*This place does not cover:*

|   |                              |
|---|------------------------------|
| Support slings for the urethra                                | <a href="#">A61F 2/0045</a>  |
| Breast lifts  | <a href="#">A61F 2/12</a>    |
| Heart meshes, i.e. covering the external surface of the heart | <a href="#">A61F 2/2481</a>  |
| Bandages  | <a href="#">A61F 13/00</a>   |
| Implants for closing a vessel puncture or a septal defect     | <a href="#">A61B 17/0057</a> |
| Mesh patterns and the fabrication thereof                     | <a href="#">D04B 21/00</a>   |

## A61F 2/0077

{Special surfaces of prostheses, e.g. for improving ingrowth ([A61F 2/30767](#) takes precedence)}

## References

### Limiting references

*This place does not cover:*

|   |  |
|---|--|
| Bone surfaces                           | <a href="#">A61F 2/30767</a>                           |
| Materials for coating prostheses        | <a href="#">A61L 27/28</a>                             |
| Sand blasting                           | <a href="#">B24C 1/00</a> - <a href="#">B24C 11/00</a> |
| Processes for functionalising a surface | <a href="#">B81C 1/00206</a>                           |
| Inorganic coating processes             | <a href="#">C23C 14/00</a>                             |

## A61F 2002/0086

{for preferentially controlling or promoting the growth of specific types of cells or tissues}

## References

### Informative references

*Attention is drawn to the following places, which may be of interest for search:*

|  |                                |
|--|--------------------------------|
| Prosthetic joints implantable into the body with special external or bone-contacting surface for promoting ingrowth of bone tissue | <a href="#">A61F 2002/3093</a> |
|--|--------------------------------|

**A61F 2002/009****{for hindering or preventing attachment of biological tissue}****References****Informative references***Attention is drawn to the following places, which may be of interest for search:*

|  |                                 |
|--|---------------------------------|
| Prosthetic joints implantable into the body with special external or bone-contacting surface for retarding or preventing ingrowth of bone tissue | <a href="#">A61F 2002/30932</a> |
|--|---------------------------------|

**A61F 2/0095****{Packages or dispensers for prostheses or other implants (for intraocular lenses [A61F 2/1691](#); for dental surgery [A61C 19/02](#))}****Relationships with other classification places**Packages or dispensers for instruments: [A61B 50/30](#)Packages in general: [B65D 1/00](#) - [B65D 90/00](#)**References****Limiting references***This place does not cover:*

|   |                             |
|---|-----------------------------|
| Packages or dispensers for intraocular lenses | <a href="#">A61F 2/1691</a> |
| Packages or dispensers for dental surgery     | <a href="#">A61C 19/02</a>  |

**Special rules of classification**

Implants receive their particular Indexing Code-code together with the subgroup [A61F 2/0095](#) (Example: a package for a soft heart valve prosthesis will be classified in [A61F 2/0095](#) (Example: a package for a soft heart valve prosthesis will be classified in [A61F 2/0095](#) and [A61F 2/2412](#)).

**A61F 2/01****Filters implantable into blood vessels****Relationships with other classification places**Catheters for removing obstructions in lumina with perfusion capabilities: [A61B 17/22](#)Aspiration catheters: [A61M 1/84](#)Dilation catheters with perfusion capabilities: [A61M 2025/1095](#)**References****Informative references***Attention is drawn to the following places, which may be of interest for search:*

|                                      |                               |
|--------------------------------------|-------------------------------|
| Internal occluding devices           | <a href="#">A61B 17/12022</a> |
| Filters used as gripping instruments | <a href="#">A61B 17/221</a>   |

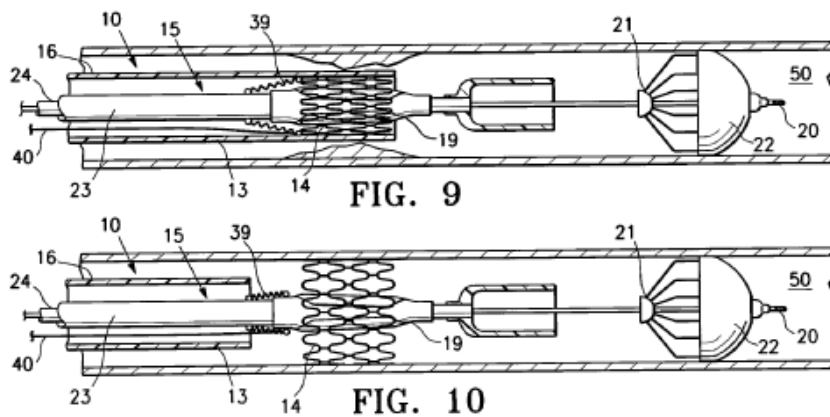
|                   |                               |
|-------------------|-------------------------------|
| Snare instruments | <a href="#">A61B 17/32056</a> |
|-------------------|-------------------------------|

## A61F 2/013

{Distal protection devices, i.e. devices placed distally in combination with another endovascular procedure, e.g. angioplasty or stenting}

### Special rules of classification

Illustrative example of subject matter classified in [A61F 2/013](#).



Oct. 30, 2008 Sheet 5 of 6 US 2008/0269868 A1

The other endovascular procedure in addition to the filtering device has to be classified in the appropriate groups such as for example:

Stent or stent-graft delivery devices: [A61F 2/95](#)

Balloon catheters: [A61M 25/10](#)

## A61F 2/02

Prostheses implantable into the body

### References

#### Informative references

Attention is drawn to the following places, which may be of interest for search:

|  |                             |
|--|-----------------------------|
| Closure means for urethra or rectum or for artificial body openings therefor | <a href="#">A61F 2/0004</a> |
|--|-----------------------------|

## A61F 2/022

{Artificial gland structures using bioreactors (hemodialysis [A61M 1/16](#); hemofiltration [A61M 1/34](#); other extracorporeal blood treatment [A61M 1/36](#))}

### Definition statement

*This place covers:*

Devices which replace or supplement a natural gland and deliver enzymes.

## References

### Limiting references

*This place does not cover:*

|                                      |                             |
|--------------------------------------|-----------------------------|
| Drug delivery                        | <a href="#">A61K 9/0024</a> |
| Hemodialysis                         | <a href="#">A61M 1/16</a>   |
| Hemofiltration                       | <a href="#">A61M 1/34</a>   |
| Other extracorporeal blood treatment | <a href="#">A61M 1/36</a>   |

### Informative references

*Attention is drawn to the following places, which may be of interest for search:*

|                                 |                            |
|---------------------------------|----------------------------|
| Bioreactors for enzymes         | <a href="#">C12M 1/40</a>  |
| Processes for producing enzymes | <a href="#">C12N 11/00</a> |

## A61F 2/04

**Hollow or tubular parts of organs, e.g. bladders, tracheae, bronchi or bile ducts ([A61F 2/18](#), [A61F 2/20](#) take precedence; instruments specially adapted for placement or removal of stents or stent-grafts [A61F 2/95](#))**

### Relationships with other classification places

Urethral drainage stents: [A61M 25/0017](#).

## References

### Limiting references

*This place does not cover:*

|  |                           |
|--|---------------------------|
| Internal ear or nose parts, e.g. ear-drums                                       | <a href="#">A61F 2/18</a> |
| Larynxes; Tracheae   | <a href="#">A61F 2/20</a> |
| Instruments specially adapted for placement or removal of stents or stent-grafts | <a href="#">A61F 2/95</a> |

### Informative references

*Attention is drawn to the following places, which may be of interest for search:*

|  |                              |
|--|------------------------------|
| Devices, other than stent-grafts, providing patency to, or preventing collapsing of, tubular structures of the body, e.g. stents | <a href="#">A61F 2/82</a>    |
| Bariatric or gastric sleeves   | <a href="#">A61F 5/0076</a>  |
| Tear duct implants   | <a href="#">A61F 9/00772</a> |

### Special rules of classification

Documents receiving a symbol in [A61F 2/04](#) have to receive a further symbol information, such as:

Urinary bladders: [A61F 2/042](#).

Bronchi: [A61F 2002/043](#).



Oesophageal anti-reflux valves and devices: [A61F 2002/044](#).

Tubes in the stomach: [A61F 2002/045](#).

Trachea: [A61F 2002/046](#).

Urethrae: [A61F 2002/047](#).

Ureters: [A61F 2002/048](#).

## **A61F 2/042**

**{Urinary bladders}**

### **Relationships with other classification places**

Drainage implant : [A61M 27/002](#)

## **A61F 2/06**

**Blood vessels**

### **Definition statement**

*This place covers:*

Tubular structures that substitute natural blood vessels, e.g. bypass grafts

### **References**

#### **Limiting references**

*This place does not cover:*

|  |                             |
|--|-----------------------------|
| Materials for artificial blood vessels   | <a href="#">A61L 27/507</a> |
| Artificial blood vessels as access point for injections e.g. for repeated puncture | <a href="#">A61M 1/3655</a> |
| Tracheal tubes   | <a href="#">A61M 16/00</a>  |

## **A61F 2/062**

**{Apparatus for the production of blood vessels made from natural tissue or with layers of living cells}**

### **Definition statement**

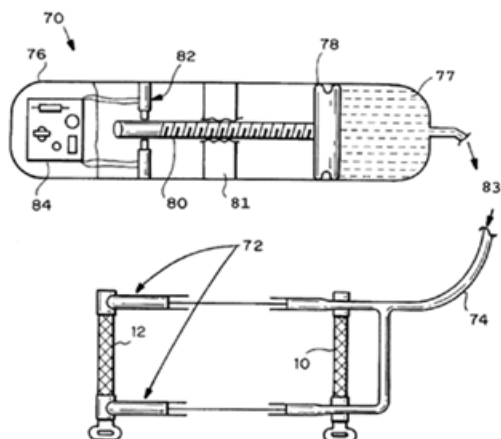
*This place covers:*

Devices for creating vascular grafts by mechanical means.

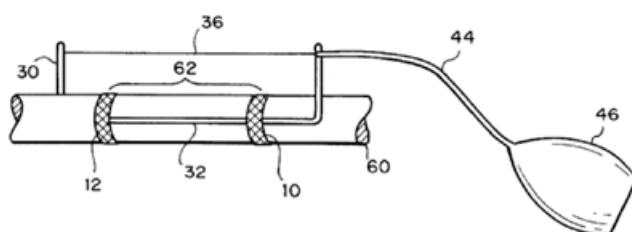
Illustrative example of subject matter classified in this place:

## Definition statement

1a.



1b.



## References

## Informative references

Attention is drawn to the following places, which may be of interest for search:

|  |                             |
|--|-----------------------------|
| Materials containing animal cells  | <a href="#">A61L 27/38</a>  |
| Protheses made from natural tissue or living cells                               | <a href="#">A61L 27/507</a> |
| Bioreactors for producing artificial tissue or for ex-vivo cultivation of tissue | <a href="#">C12M 21/08</a>  |
| Cell culture and products made of cells  | <a href="#">C12N 5/00</a>   |

## A61F 2/064

{with special features to facilitate anastomotic coupling (anastomosis of natural blood vessels [A61B 17/11](#))}

## Definition statement

This place covers:

The artificial blood vessel has special technical features, e.g. hooks to provide a connection to a natural or artificial blood vessel.

## References

## Limiting references

This place does not cover:

|  |                            |
|--|----------------------------|
| Anastomosis in general; Anastomosis of natural blood vessels | <a href="#">A61B 17/11</a> |
|--|----------------------------|

## A61F 2/07

### Stent-grafts

#### Definition statement

*This place covers:*

Stent-grafts for blood vessels. Stent-grafts are tubular grafts with stents embedded therein or attached to the graft material. The stent-graft for blood vessels is usually deployed within an aneurysm. The stent anchors the graft to the blood vessel wall. The graft is usually made from fabric material

#### Relationships with other classification places

External clamps or sleeves around an aneurism: [A61B 17/12](#)

Reinforcement of blood vessels, e.g. for repeated puncture: [A61M 1/3655](#)

#### References

##### Limiting references

*This place does not cover:*

|  |                            |
|--|----------------------------|
| Stent-grafts for tubular structures of the body other than blood vessels | <a href="#">A61F 2/04</a>  |
| Instruments for placement or removal                                     | <a href="#">A61F 2/95</a>  |
| External stent or sleeve around aneurysm                                 | <a href="#">A61B 17/12</a> |

## A61F 2/08

### Muscles; Tendons; Ligaments

#### Definition statement

*This place covers:*

Artificial muscles implanted in the body.

#### References

##### Informative references

*Attention is drawn to the following places, which may be of interest for search:*

|   |                                |
|---|--------------------------------|
| Prostheses not implantable in the body, e.g. muscles      | <a href="#">A61F 2002/5066</a> |
| Operating or control means for prostheses                 | <a href="#">A61F 2/68</a>      |
| Sutures   | <a href="#">A61B 17/04</a>     |
| Tendon anastomosis  | <a href="#">A61B 17/1146</a>   |
| Programme-controlled manipulators with muscles or tendons | <a href="#">B25J 9/1075</a>    |

**A61F 2/0805****{Implements for inserting tendons or ligaments}****References****Limiting references***This place does not cover:*

|                               |                            |
|-------------------------------|----------------------------|
| Guiding means for bone drills | <a href="#">A61B 17/17</a> |
|-------------------------------|----------------------------|

**A61F 2/0811****{Fixation devices for tendons or ligaments}****References****Limiting references***This place does not cover:*

|                                       |                              |
|---------------------------------------|------------------------------|
| Suture anchors                        | <a href="#">A61B 17/0401</a> |
| Staples for connecting tendon to bone | <a href="#">A61B 17/0642</a> |

**Special rules of classification**Documents receiving a class in [A61F 2/0811](#) have to receive a further class information, such as:

|   |                                |
|---|--------------------------------|
| Structure of the anchor   | <a href="#">A61F 2002/0817</a> |
| Modular anchors comprising a plurality of separate parts  | <a href="#">A61F 2002/0823</a> |
| without deformation of anchor parts, e.g. fixation screws on bone surface, extending barbs, cams, butterflies, spring-loaded pins | <a href="#">A61F 2002/0829</a> |
| with deformation of anchor parts, e.g. expansion of dowel by set screw  | <a href="#">A61F 2002/0835</a> |
| Longitudinal channel for insertion tool running through the whole tendon anchor, e.g. for accommodating bone drill, guidewire     | <a href="#">A61F 2002/0841</a> |
| Mode of fixation of anchor to tendon or ligament  | <a href="#">A61F 2002/0847</a> |
| Fixation of a loop or U-turn, e.g. eyelets, anchor having multiple holes  | <a href="#">A61F 2002/0852</a> |
| Fixation of tendon or ligament between anchor and bone, e.g. interference screws, wedges  | <a href="#">A61F 2002/0858</a> |
| Fixation of tendon or ligament between anchor elements, e.g. by additional screws in the anchor, anchor crimped around tendon     | <a href="#">A61F 2002/0864</a> |
| Anchor integrated into tendons, e.g. bone blocks, integrated rings  | <a href="#">A61F 2002/087</a>  |
| Position of anchor in respect to the bone   | <a href="#">A61F 2002/0876</a> |
| Anchor in or on top of a bone tunnel, i.e. a hole running through the entire bone   | <a href="#">A61F 2002/0882</a> |
| Anchor in or on a blind hole or on the bone surface without formation of a tunnel   | <a href="#">A61F 2002/0888</a> |

**A61F 2002/0894****{Muscles}****References****Informative references***Attention is drawn to the following places, which may be of interest for search:*

|   |                                |
|---|--------------------------------|
| Prostheses non-implantable in the body, i.e. artificial substitutes or replacements for muscles | <a href="#">A61F 2002/5066</a> |
|---|--------------------------------|

**A61F 2/10****Hair or skin implants****References****Limiting references***This place does not cover:*

|   |                              |
|---|------------------------------|
| Instruments for implanting hair follicles | <a href="#">A61B 17/3468</a> |
| Hair cells                                | <a href="#">C12N 5/0627</a>  |

**Informative references***Attention is drawn to the following places, which may be of interest for search:*

|             |                           |
|-------------|---------------------------|
| Wigs        | <a href="#">A41G 3/00</a> |
| Hair pieces | <a href="#">A41G 5/00</a> |

**A61F 2/105****{Skin implants, e.g. artificial skin}****References****Limiting references***This place does not cover:*

|            |                             |
|------------|-----------------------------|
| Skin cells | <a href="#">C12N 5/0698</a> |
|------------|-----------------------------|

**Informative references***Attention is drawn to the following places, which may be of interest for search:*

|                                      |                            |
|--------------------------------------|----------------------------|
| Materials for use in artificial skin | <a href="#">A61L 27/60</a> |
|--------------------------------------|----------------------------|

## A61F 2/12

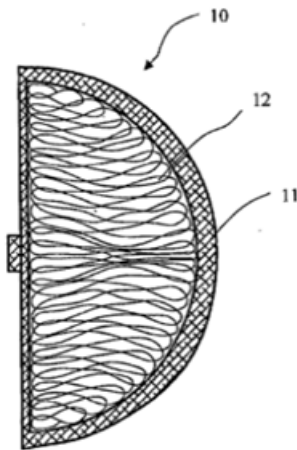
### Mammary prostheses

#### Definition statement

*This place covers:*

Illustrative examples of subject matter classified in this place:

1.



2.

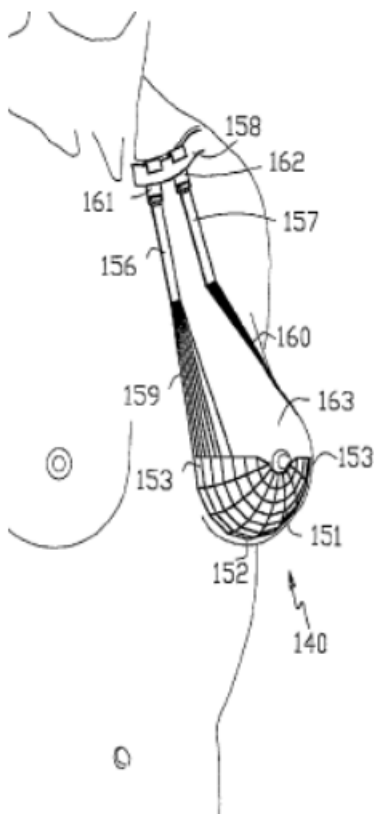


Figure 2 illustrates a mammary support implant.

## References

### Informative references

Attention is drawn to the following places, which may be of interest for search:

|                              |                            |
|------------------------------|----------------------------|
| External mammary prostheses  | <a href="#">A61F 2/52</a>  |
| Devices for expanding tissue | <a href="#">A61B 90/02</a> |

## A61F 2/14

### Eye parts, e.g. lenses or corneal implants; Artificial eyes

#### Definition statement

*This place covers:*

All eye prostheses and replacement parts not provided for in the subclasses.

#### Relationships with other classification places

Retinal electrodes: [A61N 1/0526](#).

Retinal implants: [A61N 1/36046](#).

## References

### Informative references

Attention is drawn to the following places, which may be of interest for search:

|  |                             |
|--|-----------------------------|
| Packages or dispensers for prostheses or other implants in general | <a href="#">A61F 2/0095</a> |
| Exercisers for the eye   | <a href="#">A61H 5/00</a>   |
| Shaping or joining of plastics                                     | <a href="#">B29C</a>        |
| Making of artificial eyes from organic plastic material            | <a href="#">B29D 11/02</a>  |
| Removable contact lenses   | <a href="#">G02C 7/04</a>   |

## A61F 2/141

### {Artificial eyes}

#### References

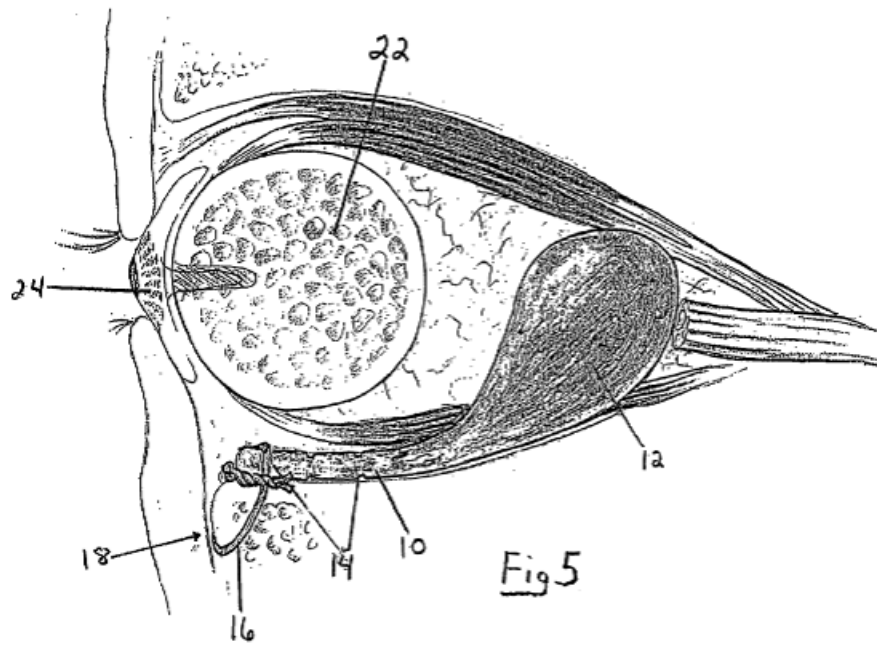
##### Informative references

Attention is drawn to the following places, which may be of interest for search:

|   |                              |
|---|------------------------------|
| Surgical instruments for osteosynthesis of orbital bone | <a href="#">A61B 17/6433</a> |
|---|------------------------------|

**Special rules of classification**

Illustrative example of subject matter classified in [A61F 2/141](#)



Patent Application Publication Feb. 26, 2004 Sheet 3 of 3 US 2004/0039445 A1

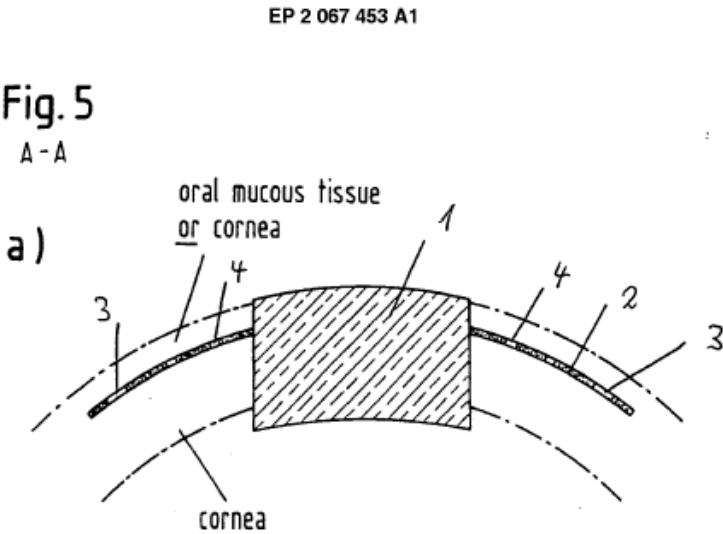


A61F 2/142

{Cornea, e.g. artificial corneae, keratoprotheses or corneal implants for repair of defective corneal tissue}

Definition statement

This place covers:  
Artificial or natural cornea replacement implant for repair of defective corneal tissue.



Relationships with other classification places

Implantation instruments therefor: [A61F 2/148](#)

References

Limiting references

This place does not cover:

|   |                            |
|---|----------------------------|
| Optically active corneal inlay or onlays for refractive correction                  | <a href="#">A61F 2/145</a> |
| Corneal implants for refractive correction by alteration of the shape of the cornea | <a href="#">A61F 2/147</a> |

## **A61F 2/145**

**{Corneal inlays, onlays, or lenses for refractive correction}**

### **Definition statement**

*This place covers:*

Optically active elements inserted between corneal layers for refractive correction.

WO 03/022168

PCT/US02/28714

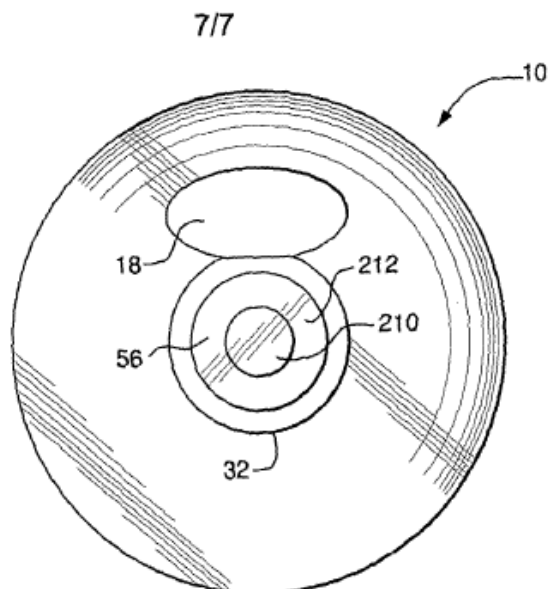


FIG. 24

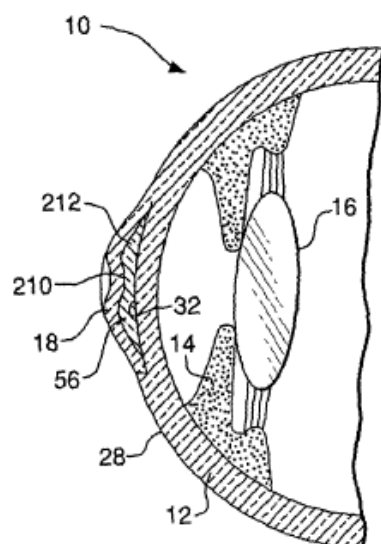


FIG. 25

## References

### Limiting references

*This place does not cover:*

|   |
|---|
| Corneal onlays and inlays for photoablative laser surgery |
|---|

|                              |
|------------------------------|
| <a href="#">A61F 9/00812</a> |
|------------------------------|

|   |                              |
|---|------------------------------|
| Corneal onlays and inlays for photodisruptive laser surgery                     | <a href="#">A61F 9/00834</a> |
| Reshaping the cornea assisted by thermal and/or chemical treatment and the like | <a href="#">A61F 9/013</a>   |

### Informative references

Attention is drawn to the following places, which may be of interest for search:

|   |                           |
|---|---------------------------|
| Contact lenses for reshaping the cornea, i.e. orthokeratology | <a href="#">G02C 7/04</a> |
|---|---------------------------|

## A61F 2/147

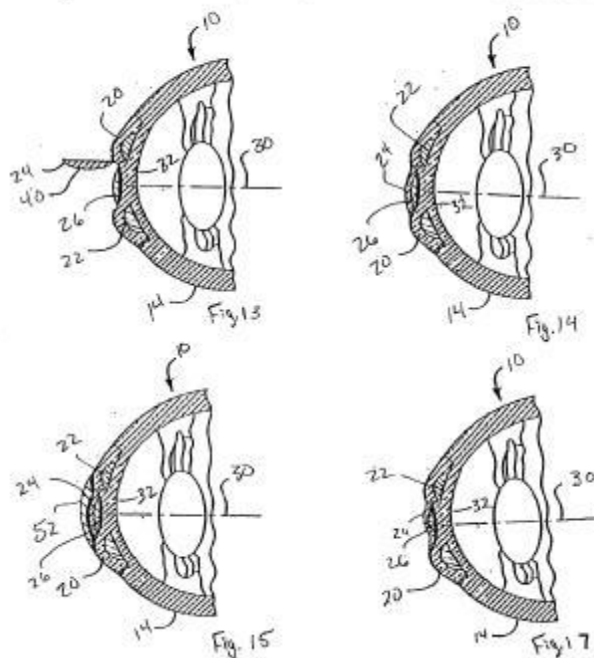
{Implants to be inserted in the stroma for refractive correction, e.g. ring-like implants}

### Definition statement

This place covers:

Stromal or corneal implants, in general at least partial rings, shaping the cornea for refractive correction.

Patent Application Publication Jan. 22, 2004 Sheet 3 of 3 US 2004/0015234 A1



### Relationships with other classification places

Contact lenses for reshaping the cornea, i.e. orthokeratology: [G02C 7/04](#)

## **A61F 2/148**

**{Implantation instruments specially adapted therefor}**

### **Definition statement**

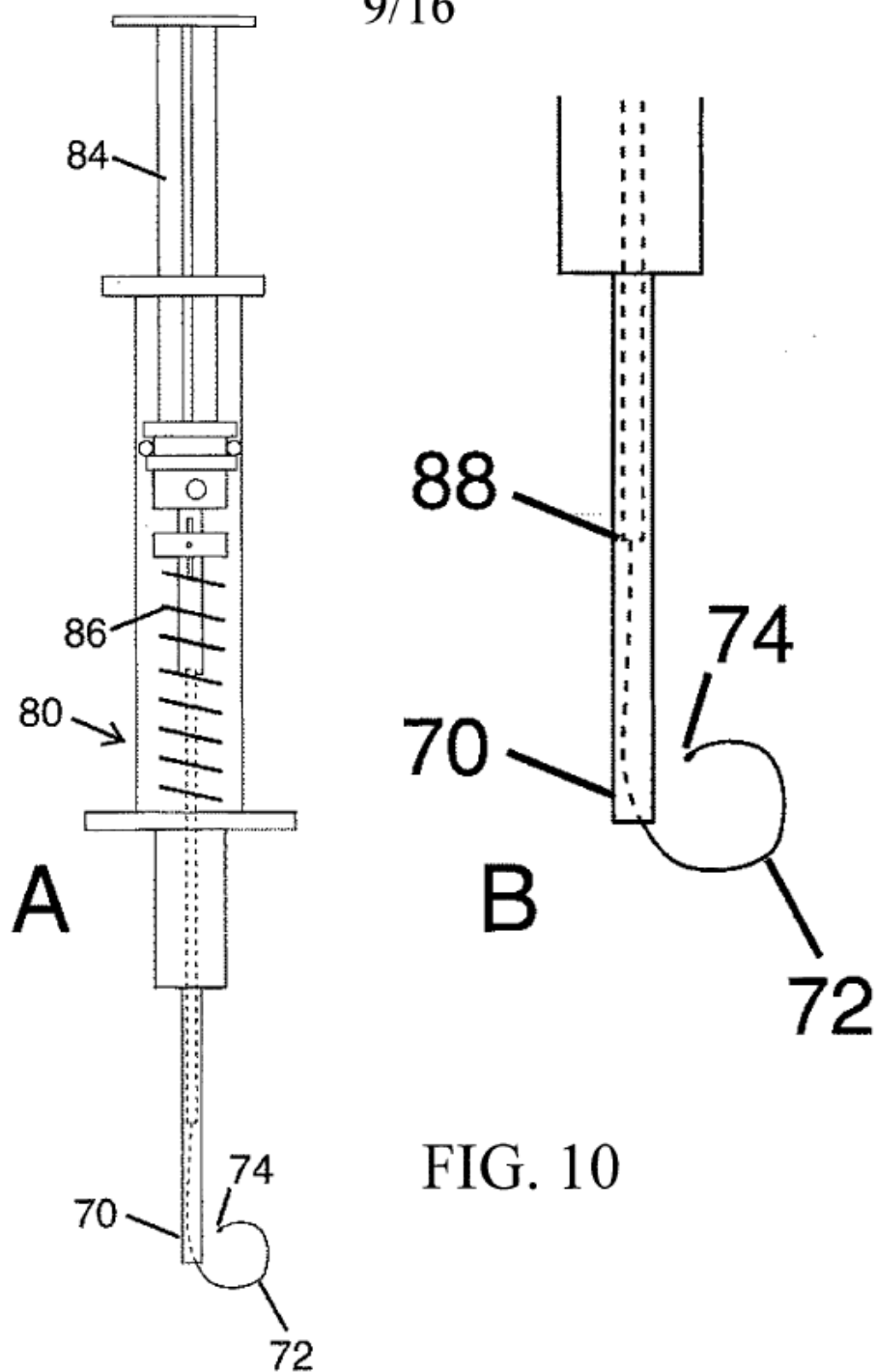
*This place covers:*

Implantation instruments for corneal implants altering the shape of the cornea for refractive correction

WO 2004/041323

PCT/US2003/034296

9/16



## References

### Limiting references

*This place does not cover:*

|   |
|---|
| Implantation instruments for intraocular lenses |
|---|

|                             |
|-----------------------------|
| <a href="#">A61F 2/1662</a> |
|-----------------------------|

## A61F 2/16

### Intraocular lenses

#### Definition statement

*This place covers:*

An intraocular lens (IOL) is an optically active element implanted in the eye, either replacing a removed natural crystalline lens (aphakic) or for additional refractive correction of the existing crystalline lens (phakic) or a separate artificial IOL (pseudo-phakic).

An intraocular prism shifting the image on the retina slightly away from the fovea (e.g. in case of macular degeneration) is considered as an IOL.

#### References

##### Informative references

*Attention is drawn to the following places, which may be of interest for search:*

|                               |                           |
|-------------------------------|---------------------------|
| Mirrors and prisms in general | <a href="#">G02C 7/14</a> |
|-------------------------------|---------------------------|

#### Glossary of terms

*In this place, the following terms or expressions are used with the meaning indicated:*

|                   |   |
|-------------------|---|
| Phakia            | the presence of the natural crystalline lens.   |
| Aphakia           | the absence of the natural crystalline lens, either from natural causes or because it has been removed. |
| Pseudophakia      | substitution of the natural crystalline lens with a synthetic lens.                                     |
| Pseudophakic IOLs | are used in cataract surgery  |

## A61F 2/1602

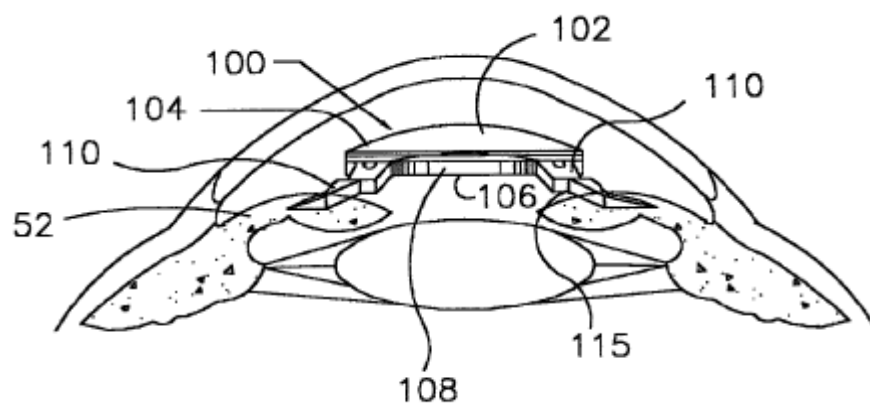
**{Corrective lenses for use in addition to the natural lenses of the eyes or for pseudo-phakic eyes}**

#### Definition statement

*This place covers:*

Corrective lenses for phakic or pseudophakic eyes.

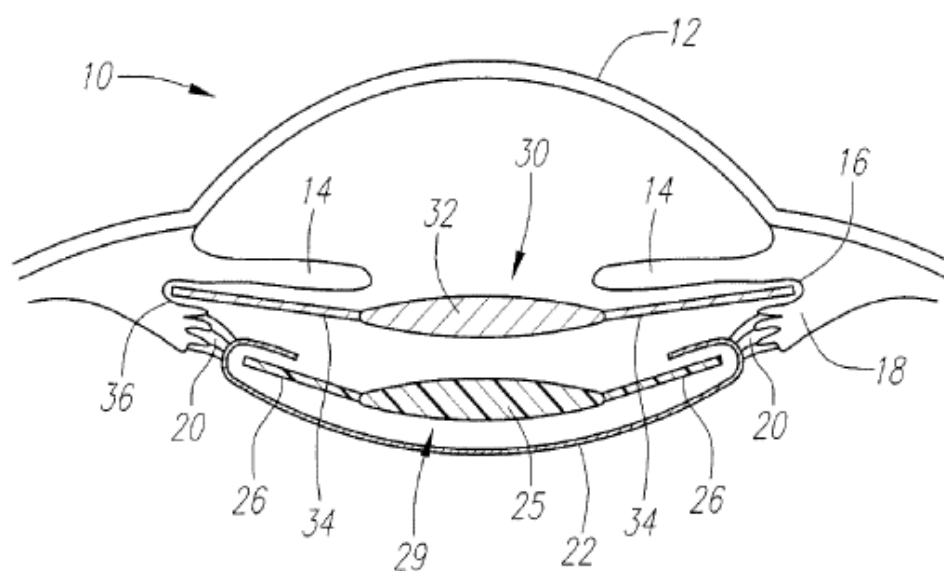
PN - US2002103537 A1 20020801



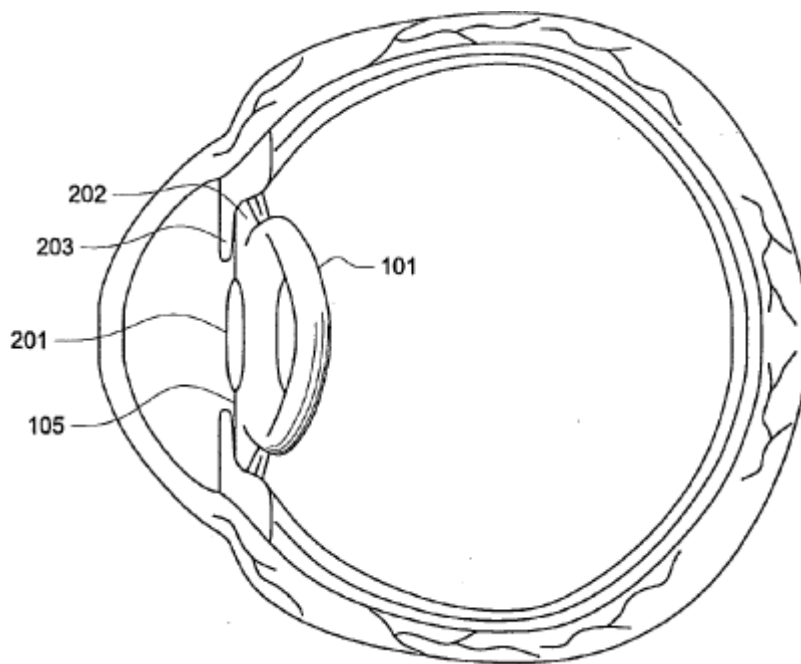
Patent Application Publication

Nov. 20, 2008 Sheet 1 of 2

US 2008/0288066 A1







## References

### Limiting references

*This place does not cover:*

|   |                             |
|---|-----------------------------|
| Intraocular lenses for replacing the natural crystalline lens | <a href="#">A61F 2/1613</a> |
|---|-----------------------------|

## Special rules of classification

Piggyback lenses: additional IOL for "fine tuning" already implanted IOL (pseudophakic), [A61F 2/1602](#) (& [A61F 2/1648](#)) & [A61F 2/1613](#)

## Glossary of terms

*In this place, the following terms or expressions are used with the meaning indicated:*

|                  |  |
|------------------|--|
| Phakic eye:      | having natural crystalline lens                                  |
| Pseudophakic eye | having an artificial lens replacing the natural crystalline lens |

## A61F 2/1613

{having special lens configurations, e.g. multipart lenses; having particular optical properties, e.g. pseudo-accommodative lenses, lenses having aberration corrections, diffractive lenses, lenses for variably absorbing electromagnetic radiation, lenses having variable focus}

## Definition statement

*This place covers:*

Having special lens configuration and particular optical properties, e.g. pseudo-accommodative, having variable focus, aberration correcting, multipart, diffractive, variably absorbing electromagnetic radiation.

**A61F 2/1616****{Pseudo-accommodative, e.g. multifocal or enabling monovision}****Definition statement***This place covers:*

Pseudo-accommodative IOL having fixed power or power distribution, the brain selects the sharp image formed on the retina, neglecting blurred images.

**References*****Limiting references****This place does not cover:*

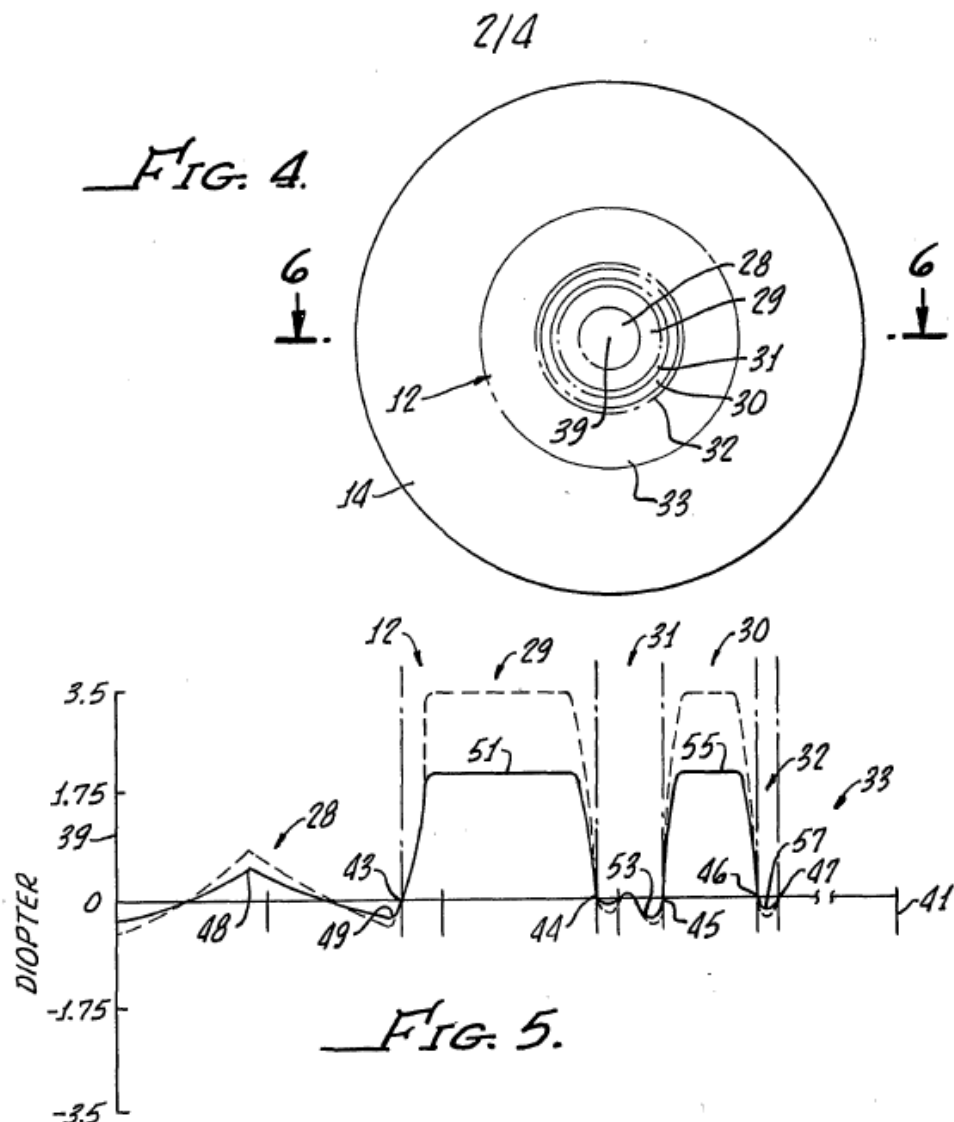
|   |                             |
|---|-----------------------------|
| Accommodative IOL having variable focal power | <a href="#">A61F 2/1624</a> |
|---|-----------------------------|

**A61F 2/1618****{Multifocal lenses}****Definition statement***This place covers:*

A plurality of different but fixed powers usually distributed on concentric circles, bifocal lenses are comprised

WO 01/82839

PCT/US01/14141

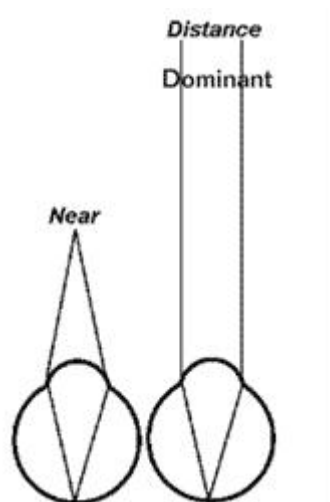
**A61F 2/1621****{enabling correction for monovision}****Definition statement***This place covers:*

A different lens in each eye, with different foci, e.g. to enable near and far vision.

## Definition statement

Term referring to a method of correcting presbyopia by using a lens corrected for distance in one eye (usually the dominant one) and a lens corrected for near in the other eye. Binocular vision is impaired with this method, especially stereoscopic vision. It is assumed that at any time one eye is focused while the other is not and the cortical visual system suppresses this latter image.

[Image taken from WIKIPEDIA]



## References

## Informative references

Attention is drawn to the following places, which may be of interest for search:

|                       |                      |
|-----------------------|----------------------|
| Monovision in general | <a href="#">G02C</a> |
|-----------------------|----------------------|

## A61F 2/1624

{having adjustable focus; power activated variable focus means, e.g. mechanically or electrically by the ciliary muscle or from the outside}

## Definition statement

*This place covers:*

Actuated by external means as e.g. mechanically, by electrical or magnetic fields, or by an internal mechanisms of the eye, as e.g. mechanically or electrically by ciliary body action or by pupillary constriction (accommodating IOL).

## References

## Limiting references

*This place does not cover:*

|  |                             |
|--|-----------------------------|
| Pseudo-accommodative lenses simultaneously offering distinct foci to the brain | <a href="#">A61F 2/1616</a> |
|--|-----------------------------|

**A61F 2/1627****{for changing index of refraction, e.g. by external means or by tilting}****Definition statement***This place covers:*

Crosslinked regions of a polymeric lens have increased volume, and hence increased refractive index and increased dioptré power,

**References****Informative references**

Attention is drawn to the following places, which may be of interest for search:

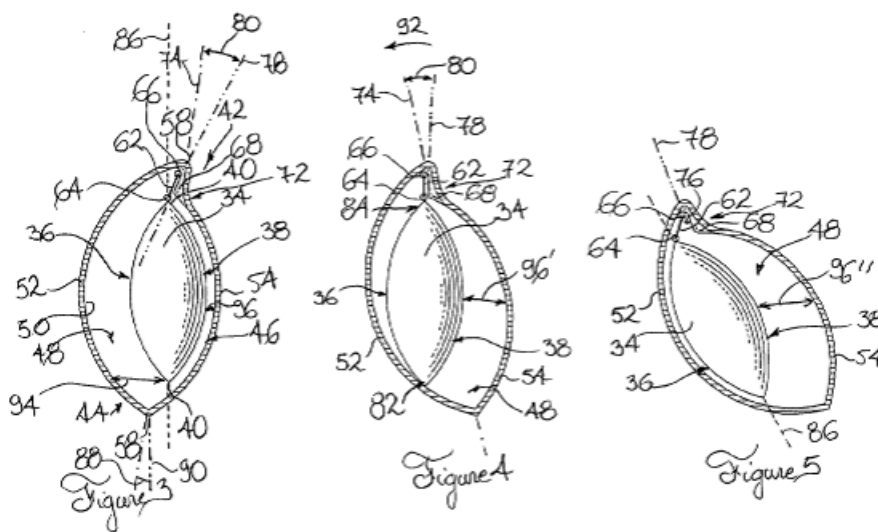
|  |
|--|
| Photosensitive materials with macromolecular compounds as photosensing material in general |
|--|

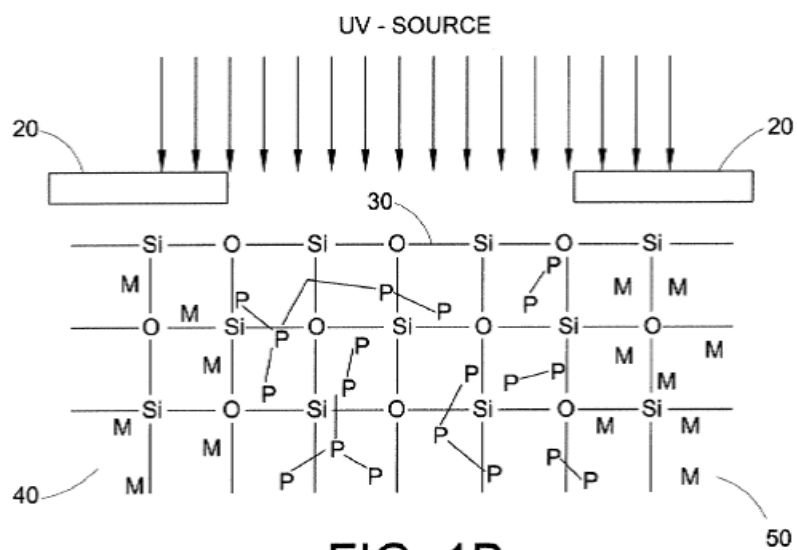
|                            |
|----------------------------|
| <a href="#">G03C 1/733</a> |
|----------------------------|

**Special rules of classification**

Illustrative example of subject matter classified in [A61F 2/1627](#)

e.g. WO2009124231





For polymeric materials capable of changing focal power in response to crosslinking: [A61F 2/1627](#) and [A61F 2/1635](#) (or [A61F 2/1635](#) and [A61F 2/1627](#) depending on which effect is identified as dominant)

A61F 2/1629

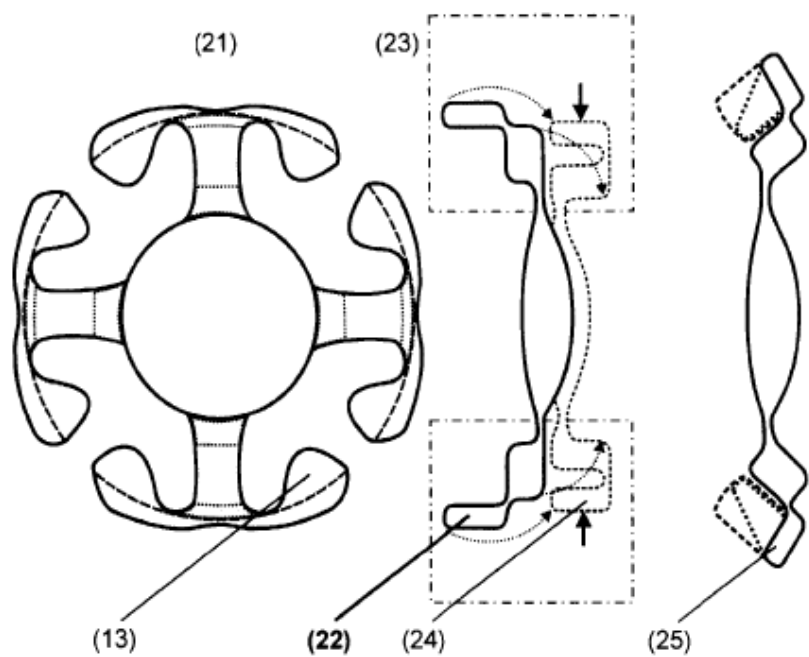
{for changing longitudinal position, i.e. along the visual axis when implanted}

Definition statement

This place covers:

Single optical elements changing position along its optical axis (like a slide machine) or more than one optical elements changing relative distance to alter the focal power.

EP 1 108 402 A2



References

Limiting references

This place does not cover:

|  |                             |
|--|-----------------------------|
| Changing position perpendicularly to longitudinal axis | <a href="#">A61F 2/1632</a> |
|--|-----------------------------|

Special rules of classification

|   |  |
|---|--|
| For more than one optically active element  | <a href="#">A61F 2/1629</a> ,<br><a href="#">A61F 2/1648</a> |
| For one or more optically active element and one or more optically inactive additional elements like e.g. movement arms | <a href="#">A61F 2/1629</a> ,<br><a href="#">A61F 2/1648</a> |

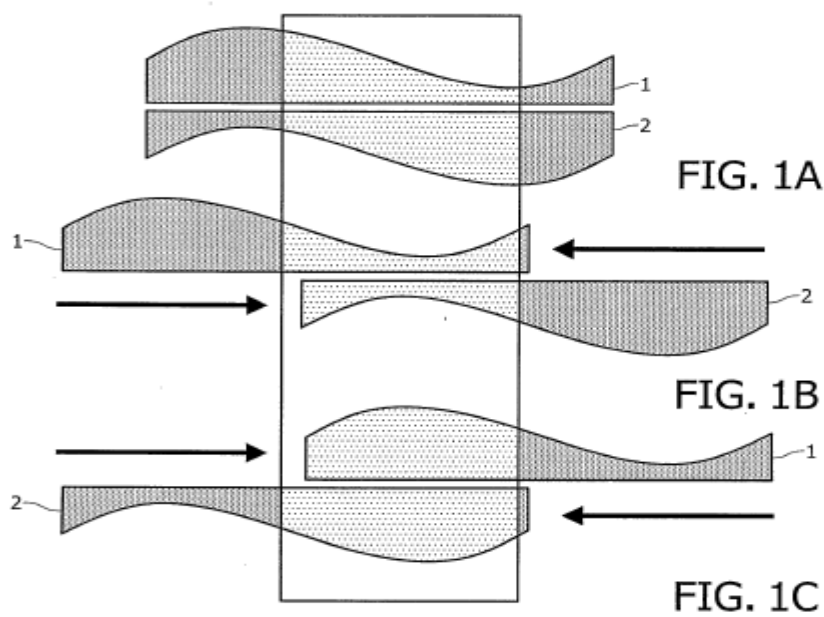
**A61F 2/1632**

{for changing radial position, i.e. perpendicularly to the visual axis when implanted}

**Definition statement**

*This place covers:*

Changing position vertically to visual axis, either one single optical element having irregular power distribution or at least two optic elements changing relative radial position



WO 2005/084587

1/3

PCT/NL2005/000153

**Special rules of classification**

For more than one optical element: [A61F 2/1632](#) and [A61F 2/1648](#)



**A61F 2/1635**

{for changing shape}

**Definition statement***This place covers:*

Changing either shape or curvature of an external surface of the lens or e.g. of an internal interface between to immiscible fluids having different index of refraction.

WO 89/06520

PCT/US89/00092

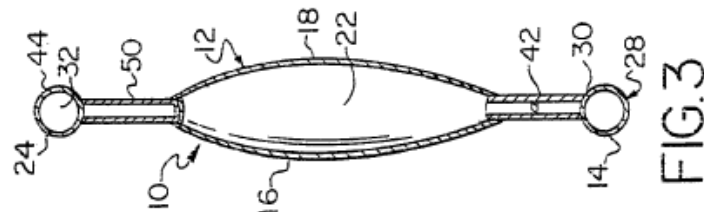


FIG. 3

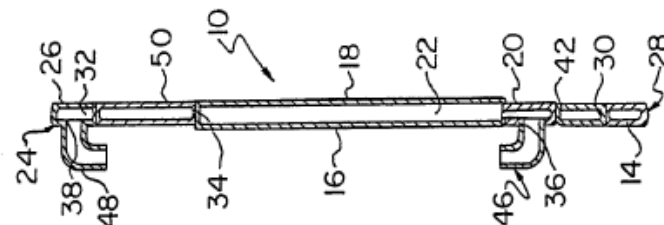


FIG. 2

**Special rules of classification**

Two media having different optical properties (e.g. refractive index): [A61F 2250/0053](#)

**A61F 2/1637**

{Correcting aberrations caused by inhomogeneities; correcting intrinsic aberrations, e.g. of the cornea, of the surface of the natural lens, aspheric, cylindrical, toric lenses}

**Definition statement***This place covers:*

IOL adapted for correcting higher order optical errors either by a particular form or by particular treatment of the refracting surfaces

**Special rules of classification**

|              |                            |
|--------------|----------------------------|
| Aspheric IOL | <a href="#">A61F 2/164</a> |
|--------------|----------------------------|

|                 |                                |
|-----------------|--------------------------------|
| Cylindrical IOL | <a href="#">A61F 2/1643</a>    |
| Toric IOL       | <a href="#">A61F 2/1645</a>    |
| Special surface | <a href="#">A61F 2210/0076</a> |

## **A61F 2/1648**

**{Multipart lenses}**

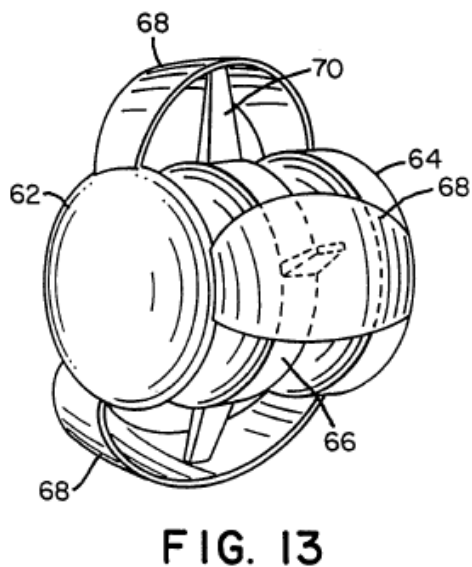
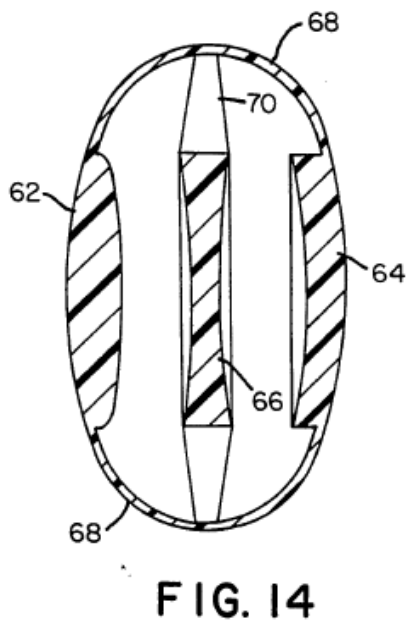
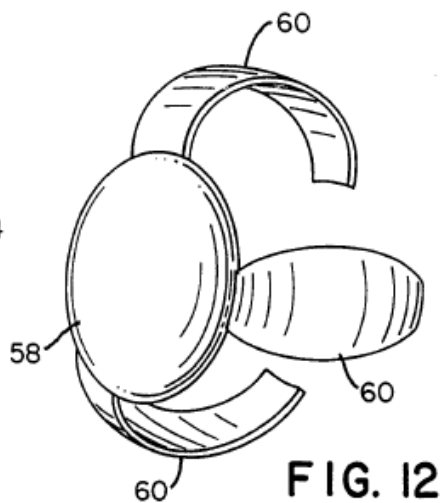
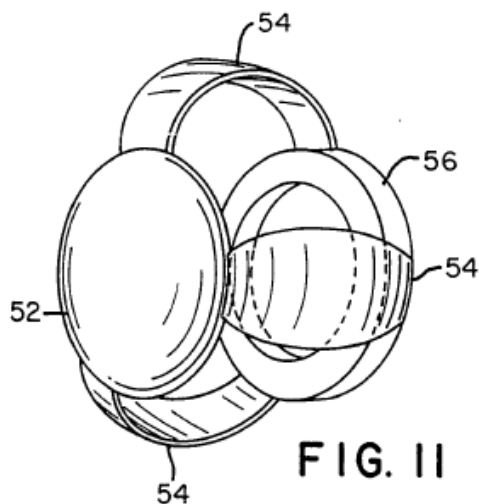
### **Definition statement**

*This place covers:*

At least two optically active components.

WO 00/61036

PCT/US00/08713



### Relationships with other classification places

Principle of different correction for the two eyes (far/near, colours, arrangement of power zones) in general: [G02C](#)

### Special rules of classification

At least one optically active and at least one optically inactive component, both necessary for the performance of the IOL assembly: [A61F 2/1648](#)

Made from materials having different optical properties (e.g. index of refraction) : [A61F 2250/0053](#)

## A61F 2/1654

### {Diffractive lenses}

#### Definition statement

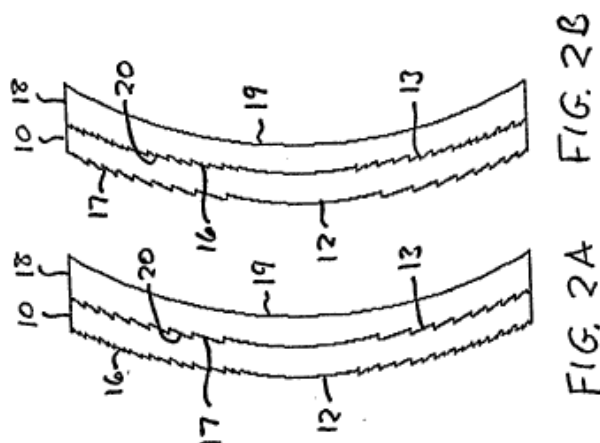
*This place covers:*

IOL having at least one diffractive element

WO 2006/023404

PCT/US2005/028848

3/19



### Relationships with other classification places

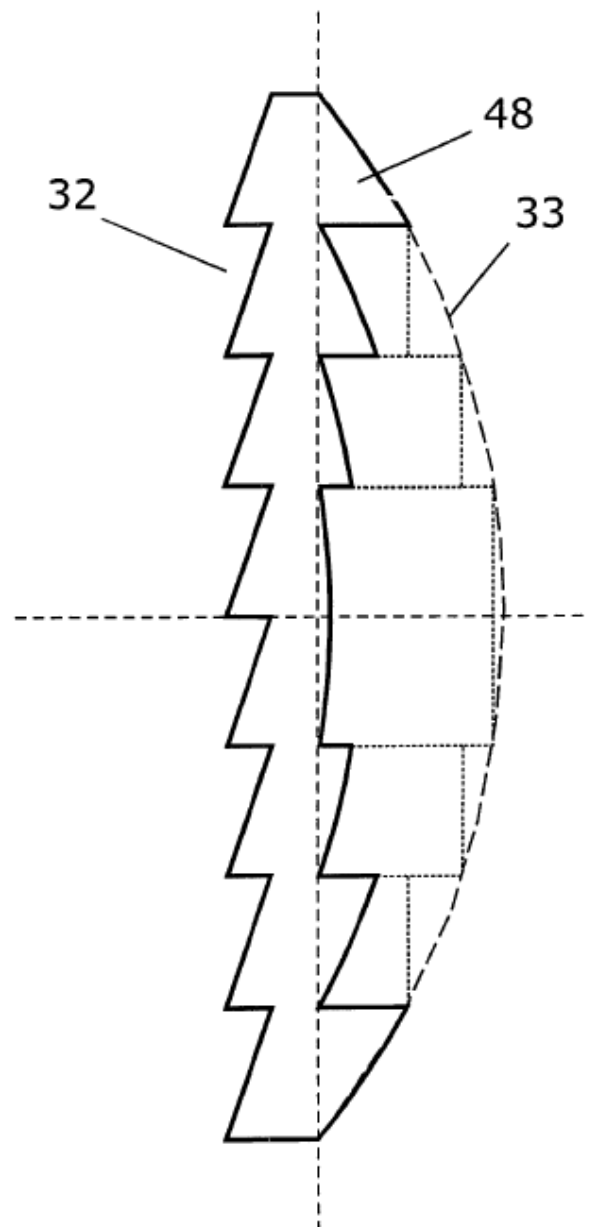
Ophthalmic lenses having diffractive optical surfaces in general: [G02C](#)

IOL comprising a Fresnel lens, prism or plate: [A61F 2/1656](#)

**A61F 2/1656****{Fresnel lenses, prisms or plates}****Definition statement***This place covers:*

The Fresnel lens reduces the amount of material required compared to a conventional spherical lens by dividing the lens into a set of concentric annular sections known as Fresnel zones.

DE 103 49 254 A1 2005.05.12



**A61F 2/1659**

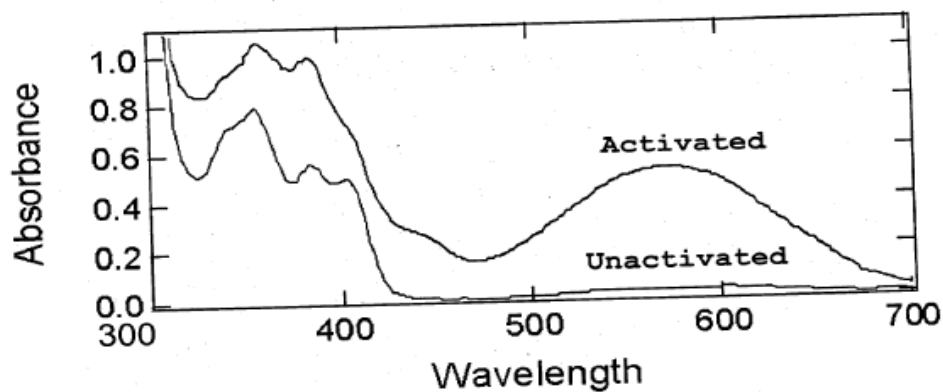
{having variable absorption coefficient for electromagnetic radiation, e.g. photochromic lenses}

**Definition statement**

*This place covers:*

Microscopically and macroscopically variable absorption, i.e. due to modification of the structure or variable size of an opening in an opaque medium (e.g. for increasing depth of focus).

Figure 1. Absorption Spectrum of the Example



Patent Application Publication Sep. 23, 2004 Sheet 1 of 2 US 2004/0186241 A1

**Special rules of classification**

|            |                                |
|------------|--------------------------------|
| Radiopaque | <a href="#">A61F 2250/0098</a> |
|------------|--------------------------------|

**A61F 2/1662**

{Instruments for inserting intraocular lenses into the eye}

**Definition statement**

*This place covers:*

Any kind of instrument for inserting IOL in an eye during surgery for implantation

**Relationships with other classification places**

Instruments for inserting mechanical ocular implants : [A61F 2/148](#)

Instruments for directly injecting therapeutic agents or drug eluting implants in an eye: [A61F 9/0008](#)

## **A61F 2/1664**

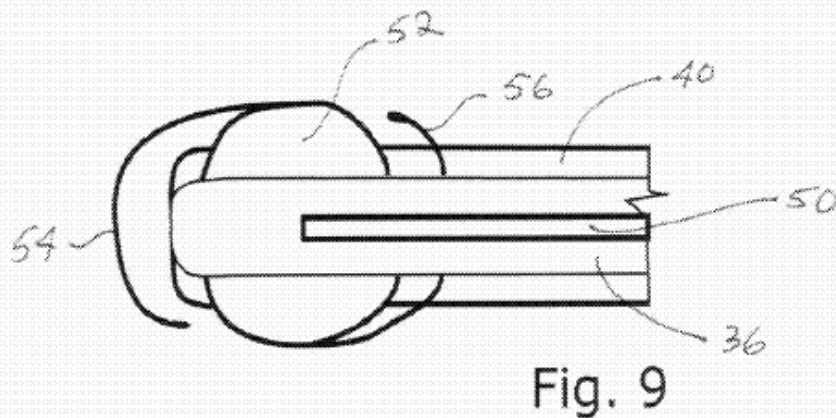
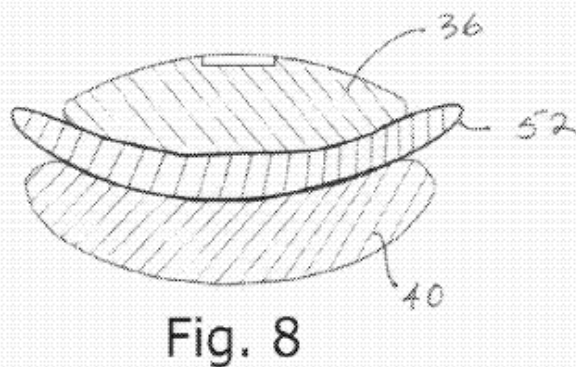
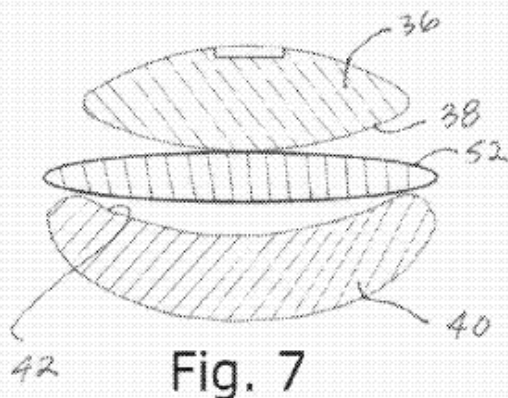
**{for manual insertion during surgery, e.g. forceps-like instruments}**

### **Definition statement**

*This place covers:*

Instruments for manually (folding) and inserting an IOL in an eye during surgery, e.g. forceps-like





For manual insertion during surgery, e.g. forceps-like instruments, tweezers

A61F 2/1667

{with rotatable plungers}

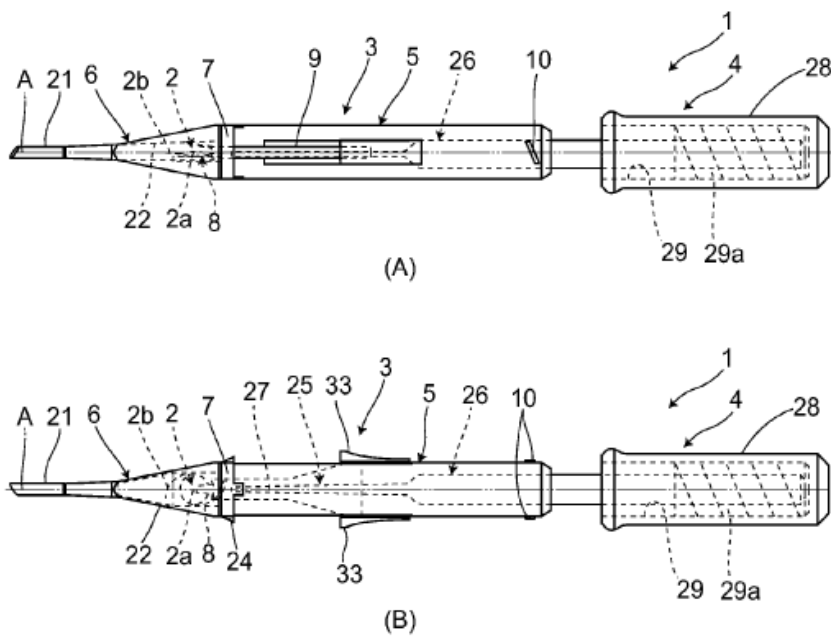
Definition statement

This place covers:

IOL insertion instrument having a plunger for moving and ejecting the IOL actuated by rotation

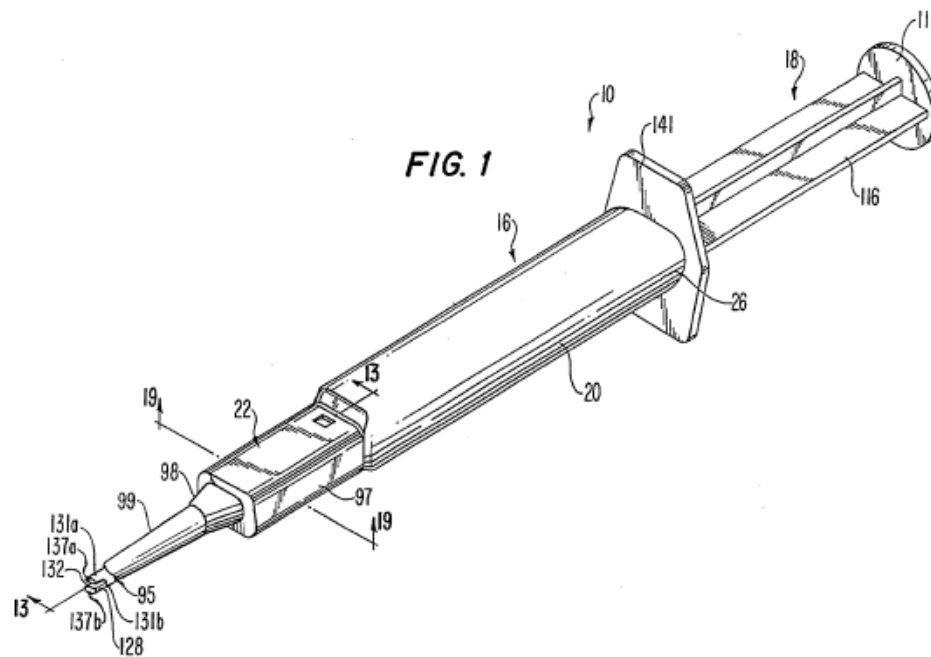
EP 1 972 306 A1

FIG.1



**A61F 2/167****{with pushable plungers}****Definition statement***This place covers:*

Instruments for inserting an IOL in an eye during surgery, the plunger for moving and ejecting the IOL being actuated by being pushed

**U.S. Patent****Feb. 23, 1999****Sheet 1 of 9****5,873,879**

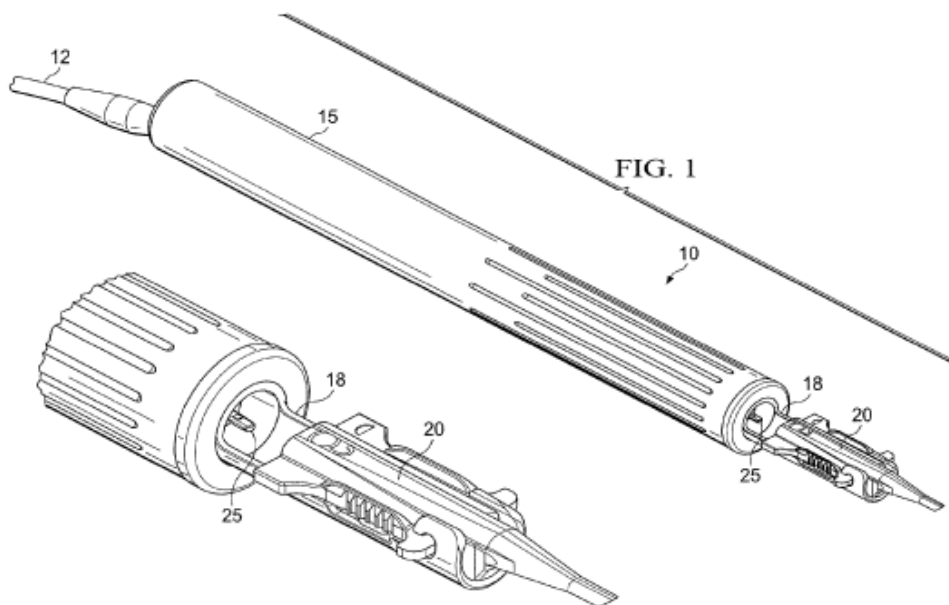
**A61F 2/1672**

{with a two-stage plunger, e.g. rotatable and pushable or rotatable at different speeds}

**Definition statement**

*This place covers:*

Instruments for inserting an IOL in an eye having a plunger that allows for different kind of actuation e.g. for advancing and for ejecting the IOL



Patent Application Publication Jul. 14, 2011 Sheet 1 of 22 US 2011/0172676 A1

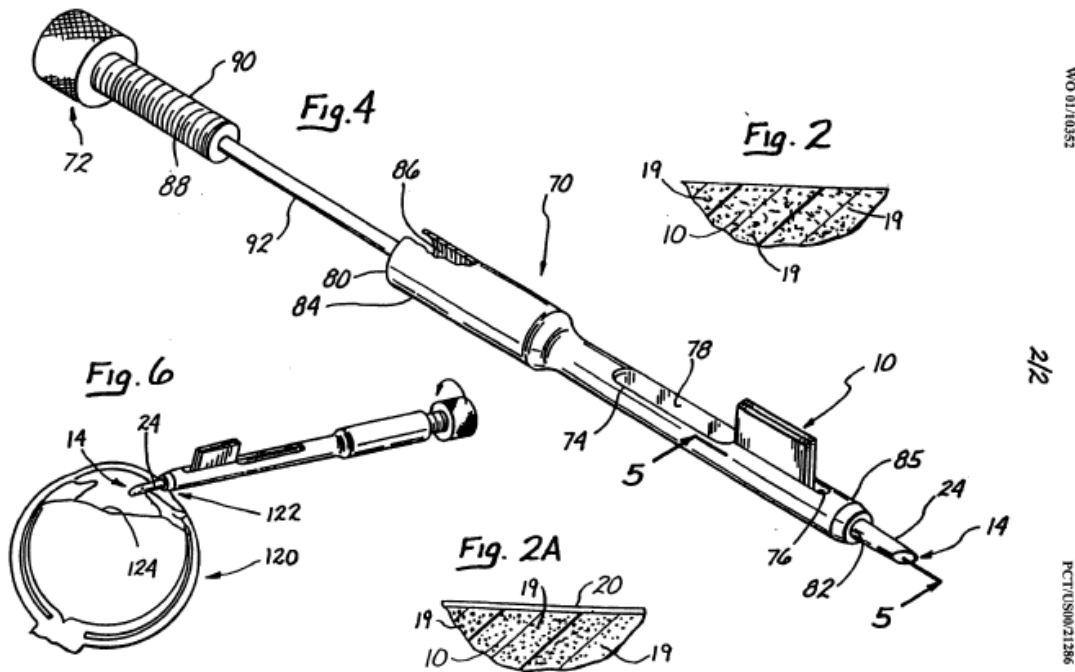
**A61F 2/1675**

{with a lubricated inner surface, e.g. the lubricant being coated on the inner surface or being injected through a port}

**Definition statement**

*This place covers:*

Insertion instruments having a lubricated surface, e.g. of the barrel, the loading chamber, the folding section or the ejecting nozzle, for reducing friction



WO 01/10352

2/2

PCT/US00/21286

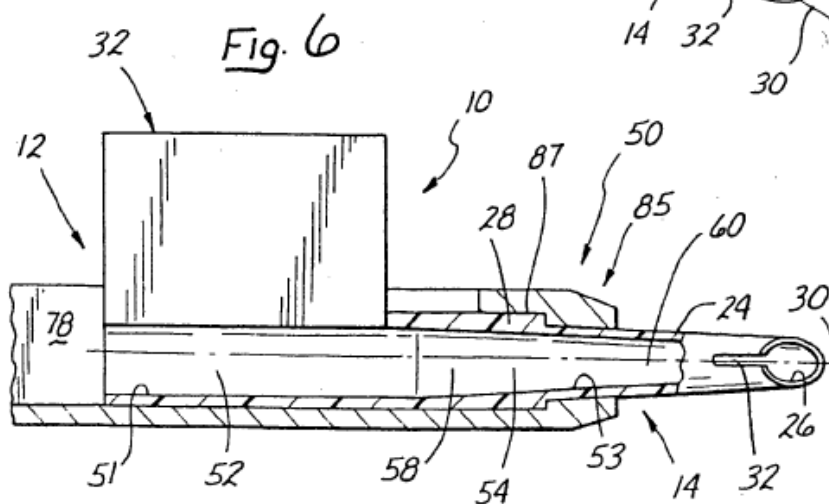
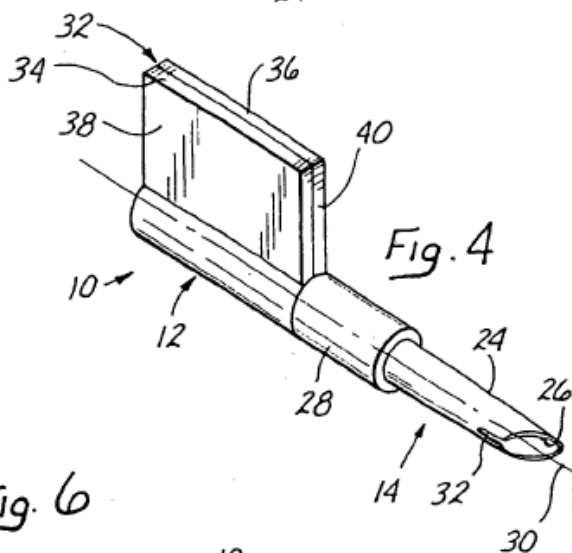
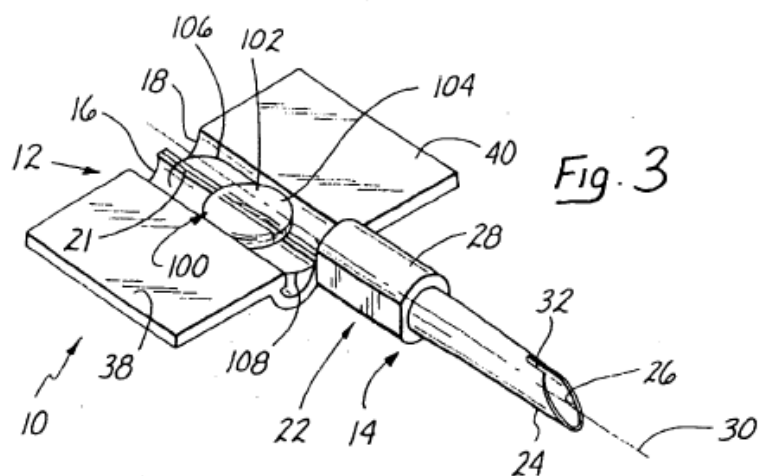
## **A61F 2/1678**

**{with a separate cartridge or other lens setting part for storage of a lens, e.g. preloadable for shipping}**

### **Definition statement**

*This place covers:*

Insertion device having a separate cartridge, e.g. for storing (pre-packing) or for compaction of lens in order to avoid contamination due to handling of the IOL during loading in the inserter.



## Relationships with other classification places

Packages or dispensers for IOL: [A61F 2/1691](#)

**A61F 2/1691**

{Packages or dispensers for intraocular lenses (for contact lenses  
[A45C 11/005](#))}

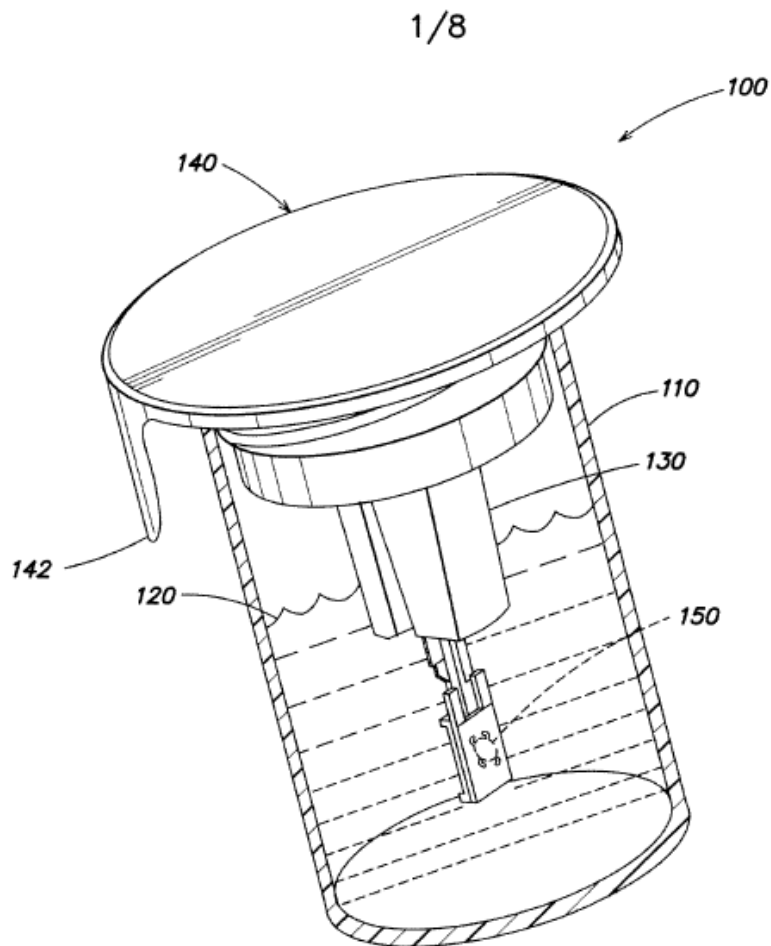
**Definition statement**

*This place covers:*

Packages and holders for IOL ; individual containers or packages suitable for encasing and/or securing intraocular lenses e.g. for shipping and/or storage before implantation

WO 2009/029472

PCT/US2008/073822



**FIG. 1**



**Relationships with other classification places**

IOL insertion instruments having a separate cartridge: [A61F 2/1678](#)

**References*****Limiting references***

*This place does not cover:*

|   |                             |
|---|-----------------------------|
| Packages and holders for contact lenses | <a href="#">A45C 11/005</a> |
|---|-----------------------------|

**A61F 2/1694**

{Capsular bag spreaders therefor}

**Special rules of classification**

|   |  |
|---|--|
| Implantable holder for an, e.g. exchangeable, IOL | <a href="#">A61F 2/1694</a> ,<br><a href="#">A61F 2/1648</a> |
|---|--|

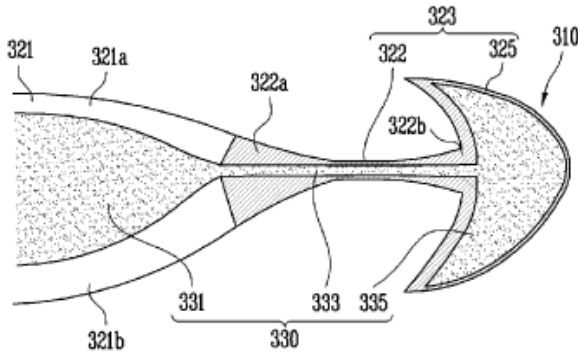
Illustrative example of subject matter classified in [A61F 2/1694](#).

For example ring-shaped elements for supporting or stretching the capsular bag for easier implantation of an IOL

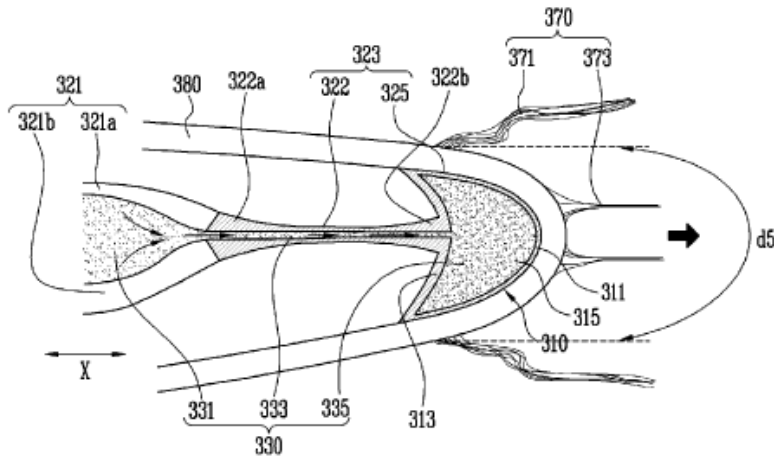
WO 2008/108524

PCT/KR2007/004632

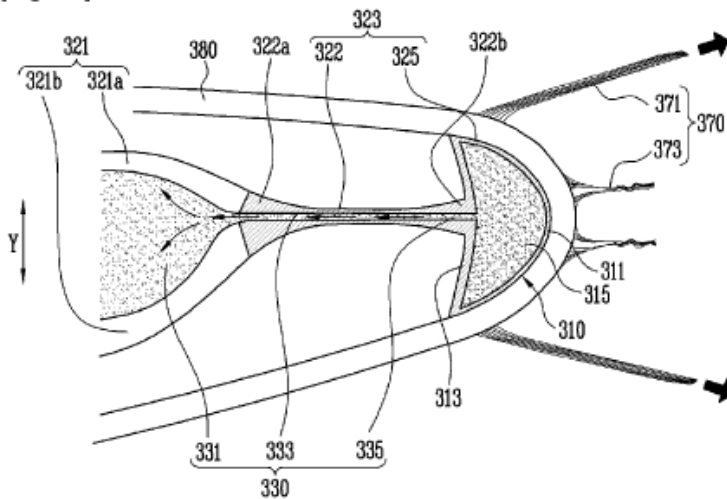
[Fig. 12]



[Fig. 13]



[Fig. 14]



**A61F 2/18**

**Internal ear or nose parts, e.g. ear-drums {(implants for middle ear ventilation or drainage [A61F 11/202](#))}**

**Special rules of classification**

|   |                             |
|---|-----------------------------|
| Implants for middle ear ventilation or drainage | <a href="#">A61F 11/202</a> |
| Cochlear electrodes                             | <a href="#">A61N 1/0541</a> |

**A61F 2/186**

**{Nose parts}**

**Special rules of classification**

Implants for plugging a hole in a nasal septum: [A61B 17/0057](#)

Orthopaedic devices for correcting deformities of the nose: [A61F 5/08](#)

**A61F 2/20**

**Larynxes; Tracheae combined with larynxes or for use therewith**

**References****Informative references**

*Attention is drawn to the following places, which may be of interest for search:*

|                            |                              |
|----------------------------|------------------------------|
| Tracheae or bronchi per se | <a href="#">A61F 2/04</a>    |
| Tracheostomy tubes         | <a href="#">A61M 16/0465</a> |

**A61F 2/24**

**Heart valves {; Vascular valves, e.g. venous valves; Heart implants, e.g. passive devices for improving the function of the native valve or the heart muscle; Transmyocardial revascularisation [TMR] devices; Valves implantable in the body}**

**Definition statement**

*This place covers:*

Vascular valves, e.g. venous valves; Heart implants, e.g. passive devices for improving the function of the native valve or the heart muscle; Transmyocardial revascularisation [TMR] devices as this is the most suitable place for.

**References****Application-oriented references**

*Examples of places where the subject matter of this place is covered when specially adapted, used for a particular purpose, or incorporated in a larger system:*

|                                   |                              |
|-----------------------------------|------------------------------|
| Esophageal, Lung/bronchial valves | <a href="#">A61F 2/2476</a>  |
| Plugging a cardiac septal defect  | <a href="#">A61B 17/0057</a> |

|                            |                             |
|----------------------------|-----------------------------|
| Motor for/with heart valve | <a href="#">A61M 60/871</a> |
|----------------------------|-----------------------------|

### Informative references

Attention is drawn to the following places, which may be of interest for search:

|                                     |                                 |
|-------------------------------------|---------------------------------|
| Valvuloplasty                       | <a href="#">A61B 2017/00783</a> |
| Apical access devices / heart ports | <a href="#">A61B 2017/3425</a>  |

## A61F 2/2403

{with pivoting rigid closure members (check valves with hinged closure members in general [F16K 15/03](#))}

### References

#### Limiting references

This place does not cover:

|   |                            |
|---|----------------------------|
| Check valves with hinged closure members in general | <a href="#">F16K 15/03</a> |
|---|----------------------------|

## A61F 2/2409

{Support rings therefor, e.g. for connecting valves to tissue (annuloplasty rings [A61F 2/2442](#))}

### Definition statement

This place covers:

Sewing rings

### References

#### Limiting references

This place does not cover:

|                    |                             |
|--------------------|-----------------------------|
| Annuloplasty rings | <a href="#">A61F 2/2442</a> |
|--------------------|-----------------------------|

## A61F 2/2412

{with soft flexible valve members, e.g. tissue valves shaped like natural valves}

### References

#### Informative references

Attention is drawn to the following places, which may be of interest for search:

|   |                            |
|---|----------------------------|
| Check valves with flexible valve members in general | <a href="#">F16K 15/14</a> |
|---|----------------------------|

### Special rules of classification

Two-part valves with a docking frame into which a valve is mounted during surgery are classified in groups [A61F 2/2418](#) and [A61F 2250/006](#) (modular).

**A61F 2/2415****{Manufacturing methods}****Definition statement***This place covers:*

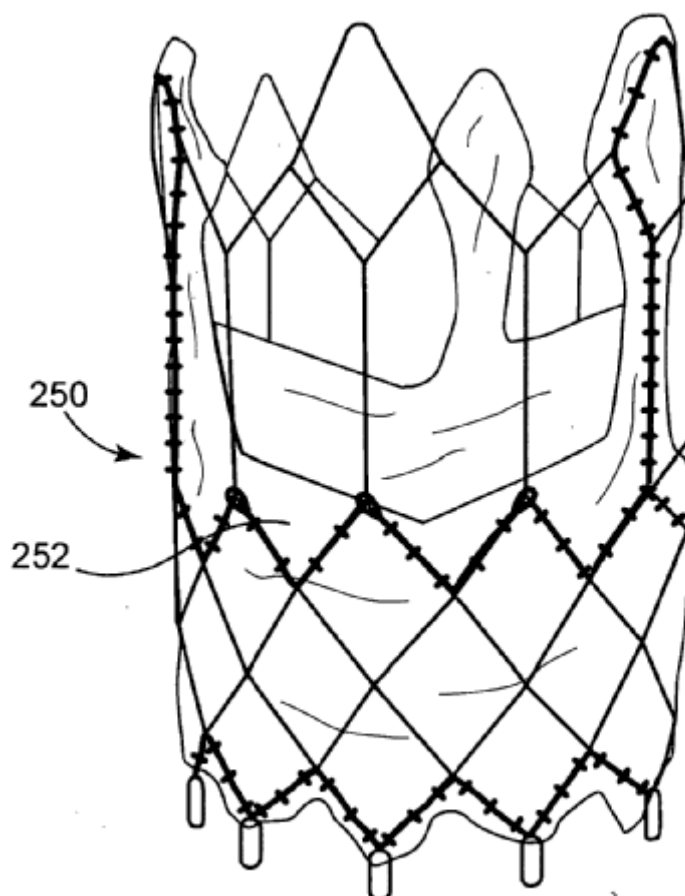
In particular cutting and forming of the prosthetic valve leaflets.

**References****Limiting references***This place does not cover:*

|  |                            |
|--|----------------------------|
| Surgical cutting instruments for a heart valve | <a href="#">A61B 17/32</a> |
|--|----------------------------|

**A61F 2/2418****{Scaffolds therefor, e.g. support stents}****Definition statement***This place covers:*

This class includes features of the valve leaflets (e.g. geometrical) in relation to their fixation to the scaffold:

**WO2009094188 A2**

## References

### Limiting references

*This place does not cover:*

|   |                             |
|---|-----------------------------|
| Annular rigid support rings             | <a href="#">A61F 2/2409</a> |
| Stents used for opening blocked vessels | <a href="#">A61F 2/82</a>   |

## Special rules of classification

Stents solely used for heart valves do not get a class in [A61F 2/82](#) but may get codes (additional information).

Two part valves with a docking frame into which a valve is mounted during surgery get both [A61F 2/2418](#) and [A61F 2250/006](#) (modular).

Stent-like anchor members (no class in [A61F 2/82](#) and subgroups is given additionally, except if a stent without valve is explicitly mentioned)

## A61F 2/2427

**{Devices for manipulating or deploying heart valves during implantation}**

## References

### Application-oriented references

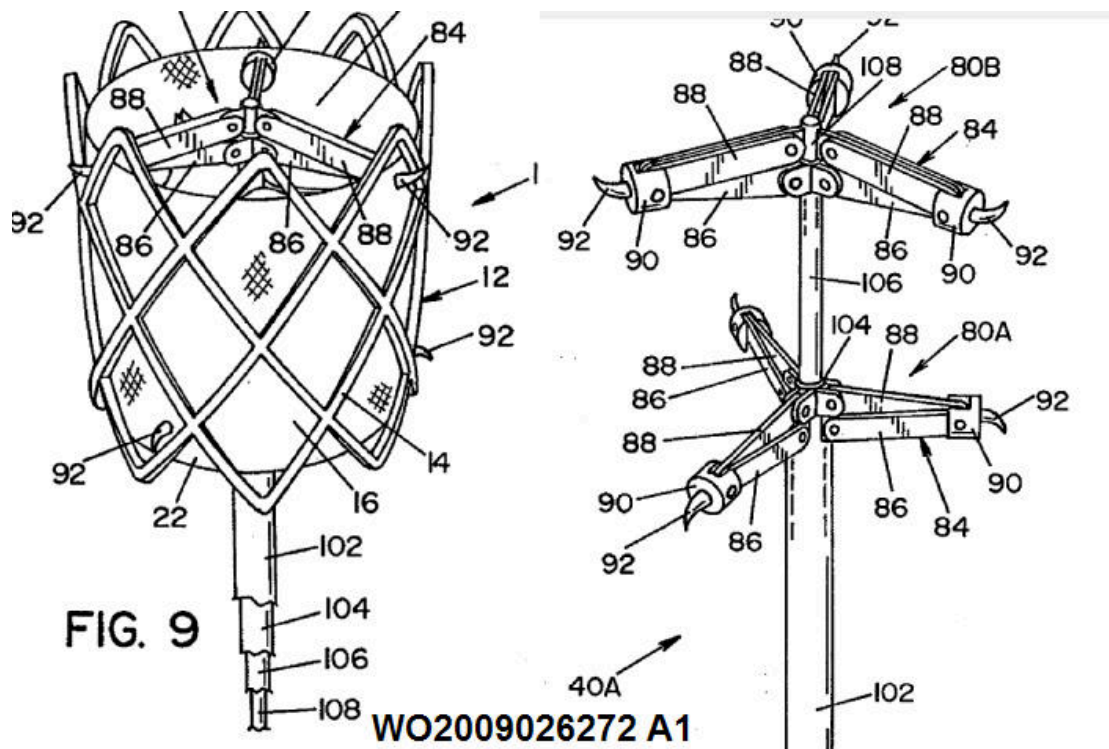
*Examples of places where the subject matter of this place is covered when specially adapted, used for a particular purpose, or incorporated in a larger system:*

|   |                             |
|---|-----------------------------|
| Delivery devices for annuloplasty implants or for inserts in the coronary sinus for correcting the valve shape or for implants for improving the function of a native heart valve | <a href="#">A61F 2/2466</a> |
|---|-----------------------------|

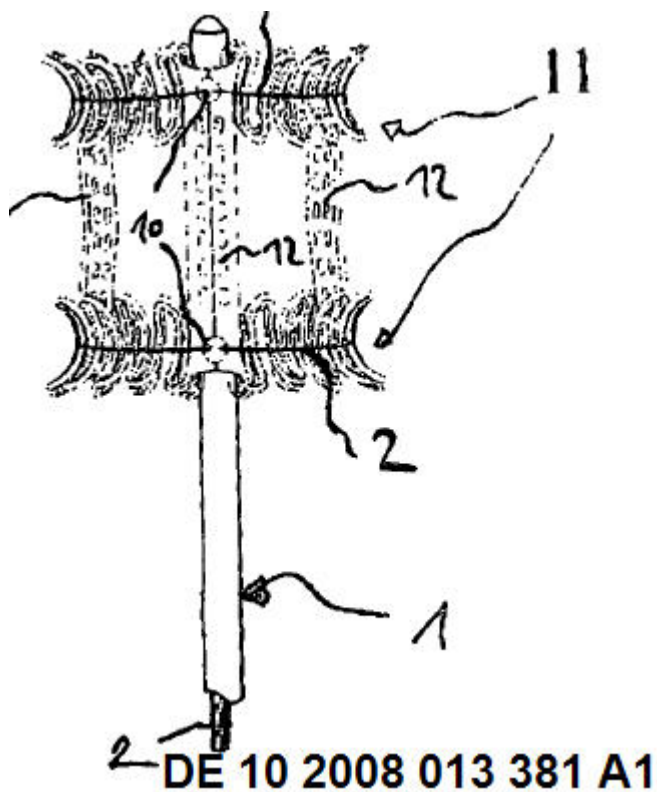
### Informative references

*Attention is drawn to the following places, which may be of interest for search:*

|                              |                             |
|------------------------------|-----------------------------|
| Handle mechanisms            | <a href="#">A61F 2/9517</a> |
| Heart valve crimping devices | <a href="#">A61F 2/9522</a> |

**A61F 2/243****{Deployment by mechanical expansion}****Special rules of classification**Illustrative example of subject matter classified in [A61F 2/243](#)

If an additional retractable sheath is mentioned also a code (additional information) is given [A61F 2/2436](#).

**A61F 2/2439****{Expansion controlled by filaments}****Special rules of classification**Illustrative example of subject matter classified in [A61F 2/2439](#)**A61F 2/2442****{Annuloplasty rings or inserts for correcting the valve shape; Implants for improving the function of a native heart valve}****References****Limiting references***This place does not cover:*

|   |   |
|---|---|
| Staples connected by a thread for plicating the annulus                 | <a href="#">A61B 17/064</a> ,<br><a href="#">A61B 2017/00783</a> ,<br><a href="#">A61B 2017/00243</a> |
| Devices for joining two adjacent leaflets at a single point, e.g. clips | <a href="#">A61B 17/064</a> , <a href="#">A61B 17/08</a>  |

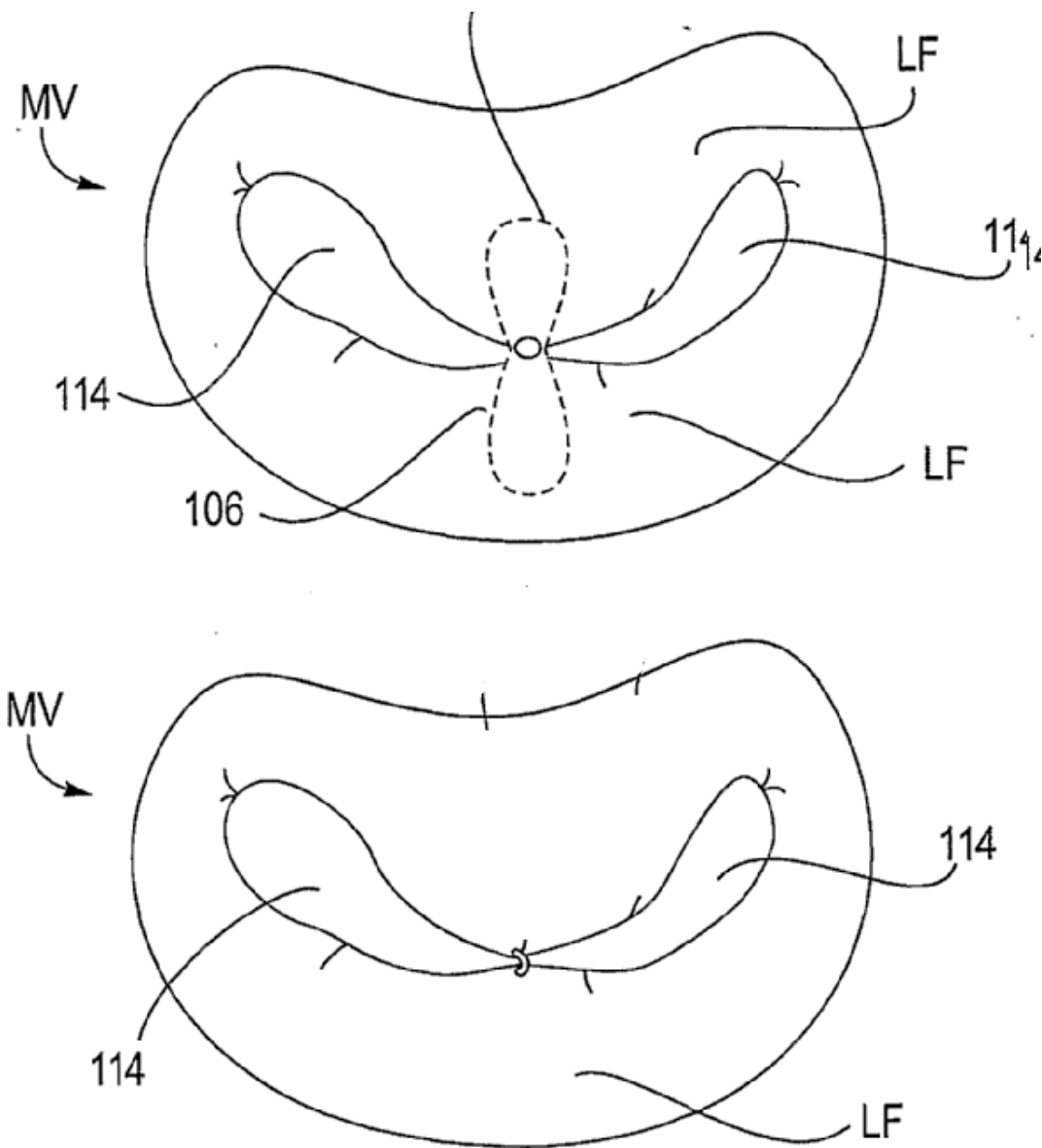
**Informative references***Attention is drawn to the following places, which may be of interest for search:*

|                                  |                              |
|----------------------------------|------------------------------|
| Plugging a cardiac septal defect | <a href="#">A61B 17/0057</a> |
|----------------------------------|------------------------------|



**Special rules of classification**

Illustrative example of subject matter classified in [A61F 2/2442](#)



**WO03001893 A2**

**A61F 2/2445**

{Annuloplasty rings in direct contact with the valve annulus}

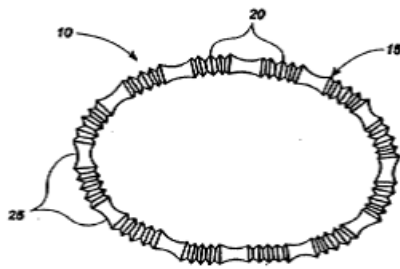
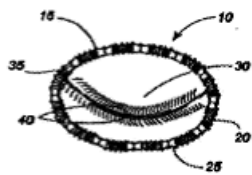
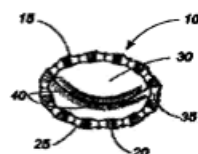
**Special rules of classification**

Illustrative example of subject matter classified in [A61F 2/2445](#)

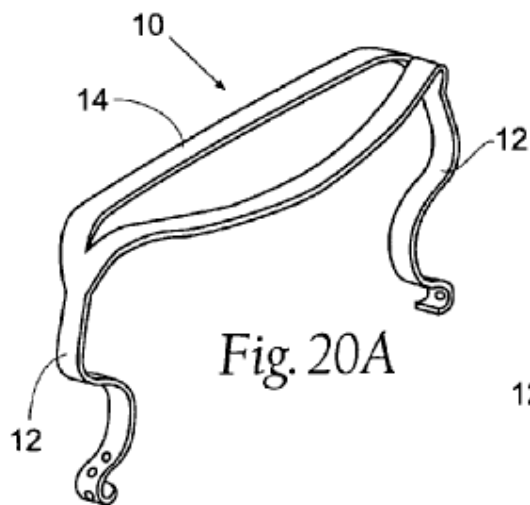
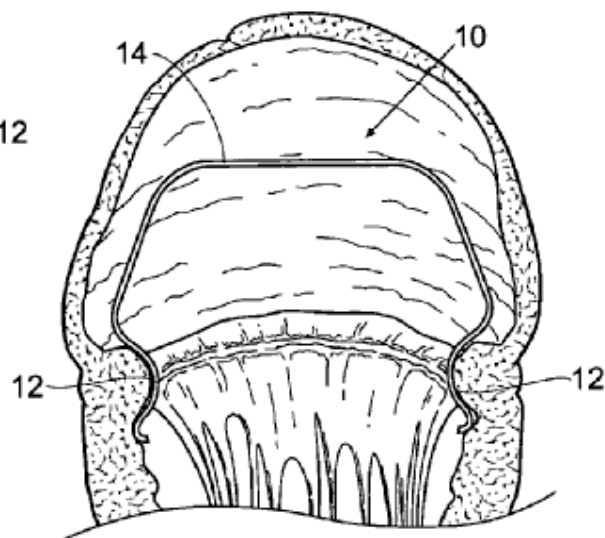
WO 2010/085659

1/19

PCT/US2010/021822

**Fig. 1****Fig. 2****Fig. 3**

Springs for tensioning or expanding the annulus:

**Fig. 20A****US2004127982 A1**

**A61F 2/2451**

{Inserts in the coronary sinus for correcting the valve shape}

**Definition statement**

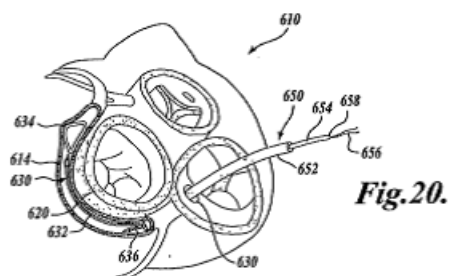
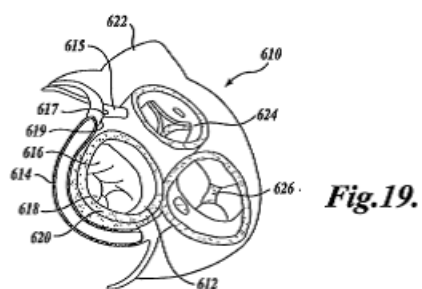
*This place covers:*

Inserts not only in the coronary sinus but also in other coronary vessels.

WO 03/094801

PCT/US03/14007

16/24

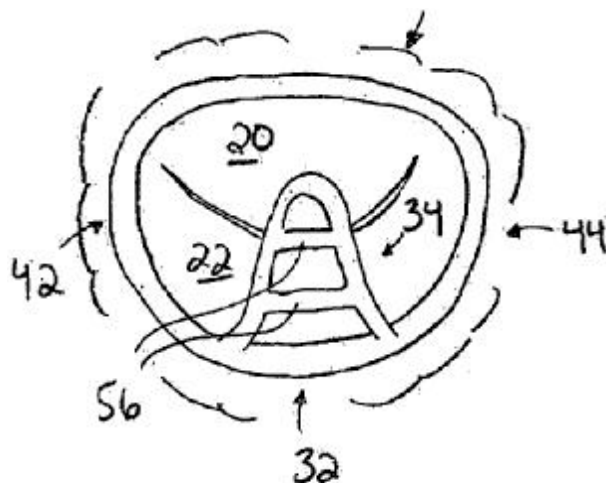


**A61F 2/2454**

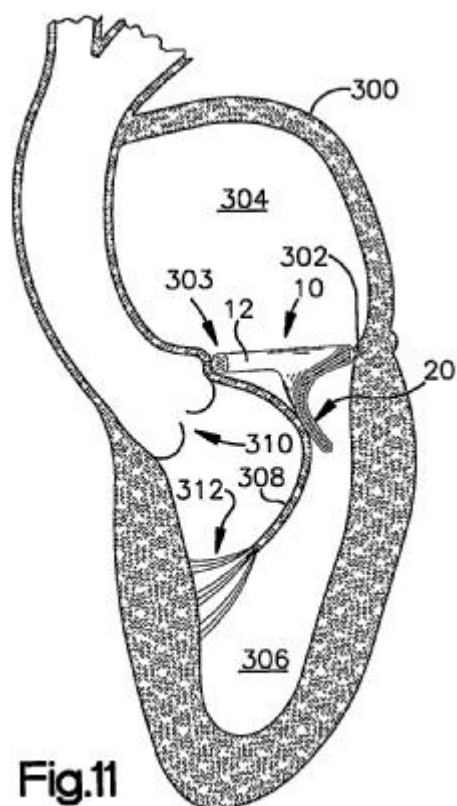
{Means for preventing inversion of the valve leaflets, e.g. chordae tendineae prostheses}

**Special rules of classification**

Illustrative example of subject matter classified in [A61F 2/2454](#)

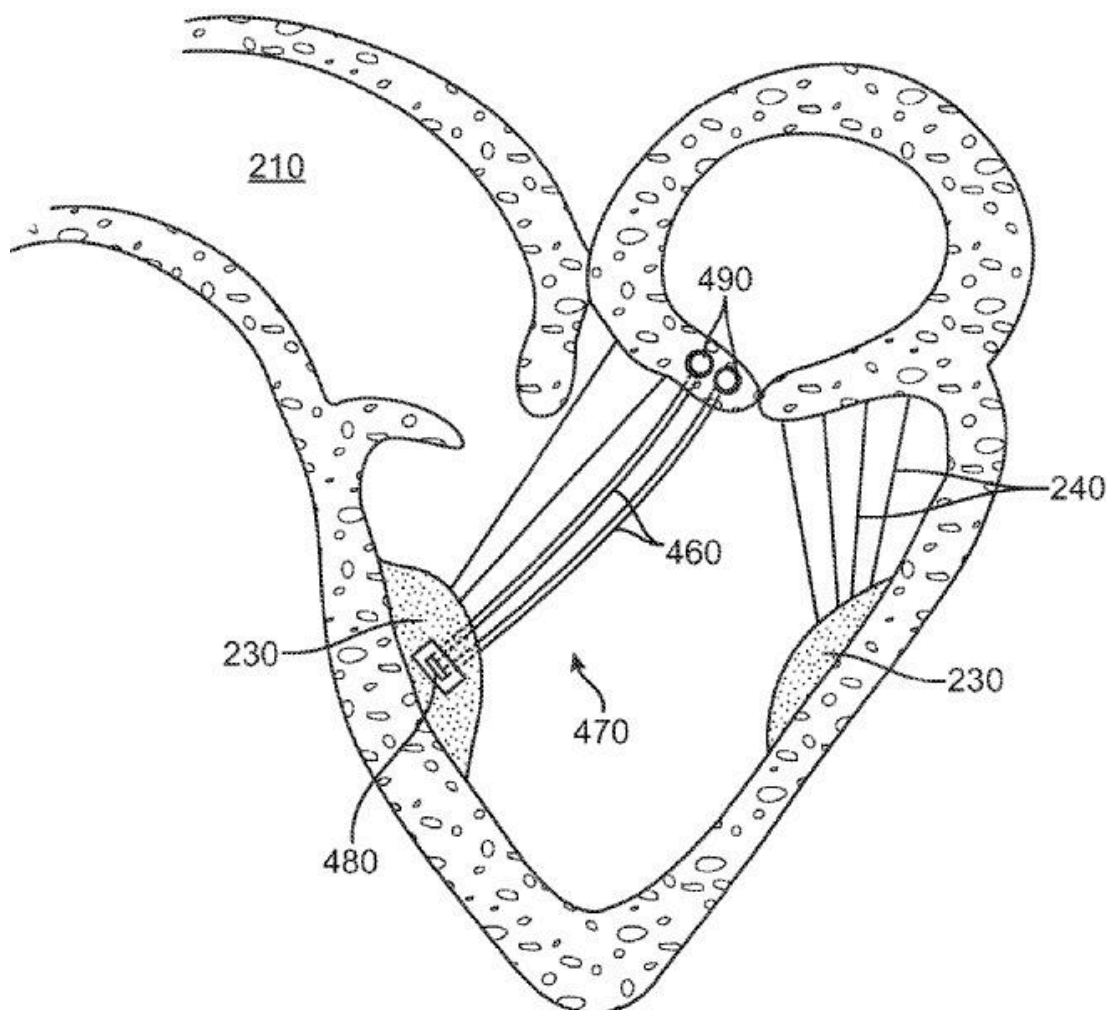


**US2009132036 A1**



**Fig.11**

**WO2004014258 A**

**A61F 2/2457****{Chordae tendineae prostheses}****Special rules of classification**Illustrative example of subject matter classified in [A61F 2/2457](#)**US2010179574 A1**

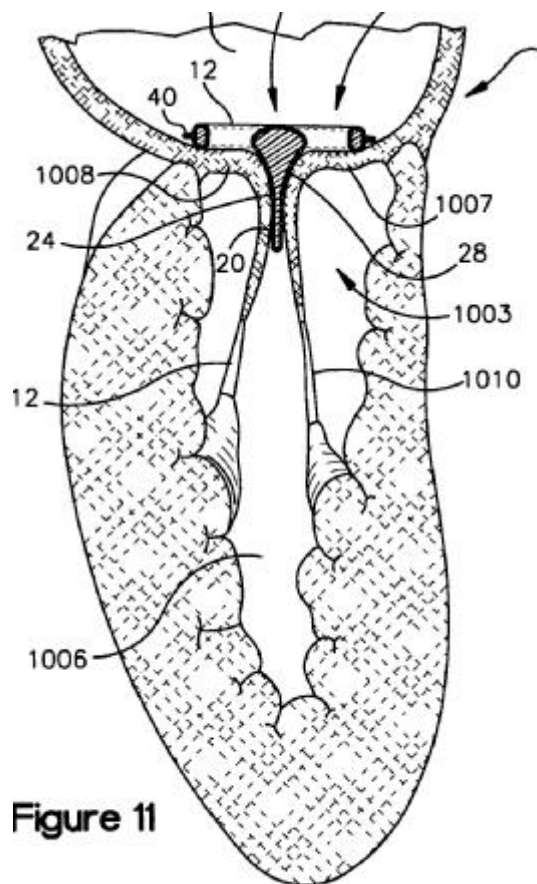
Valves with soft leaflets with artificial chordae get a class in both [A61F 2/2412](#) (subclass where appropriate) and [A61F 2/2457](#)

**A61F 2/246****{Devices for obstructing a leak through a native valve in a closed condition}****References****Limiting references***This place does not cover:*

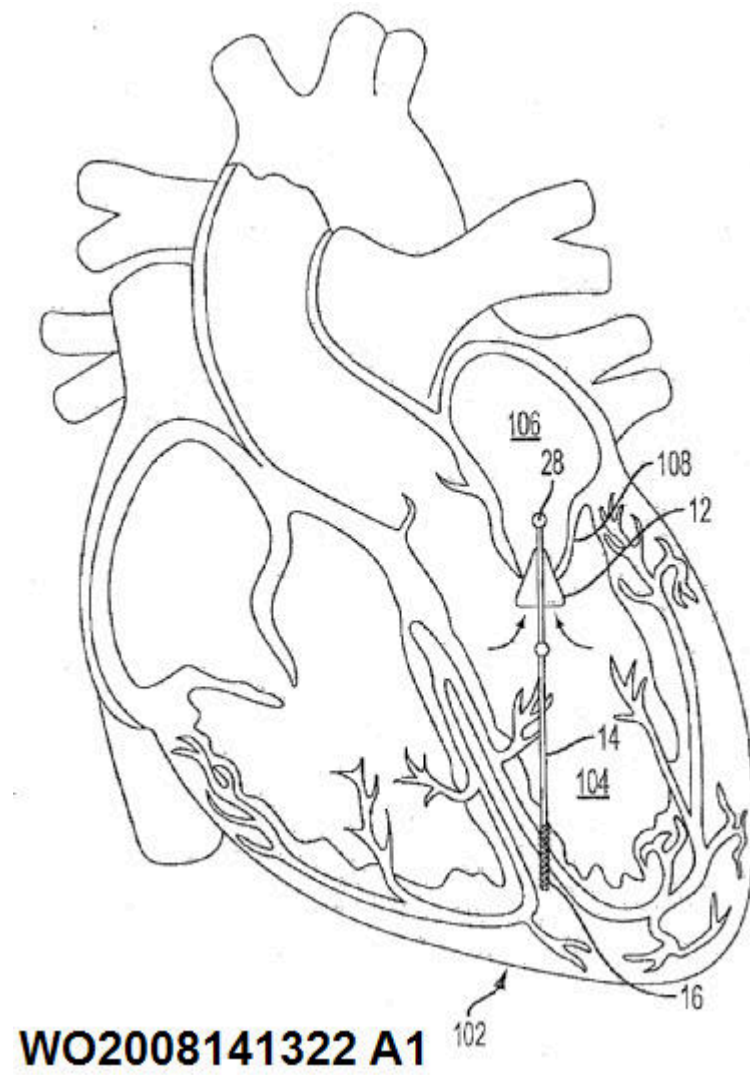
|              |                               |
|--------------|-------------------------------|
| Plugs per se | <a href="#">A61B 17/12022</a> |
|--------------|-------------------------------|

**Special rules of classification**

Illustrative example of subject matter classified in [A61F 2/246](#)



**US2005038508 A1**





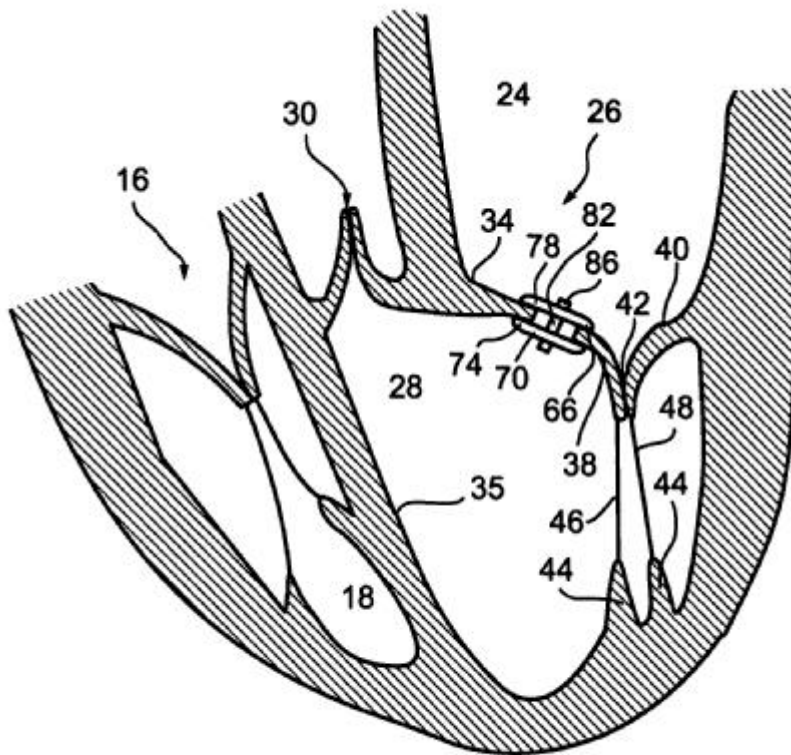
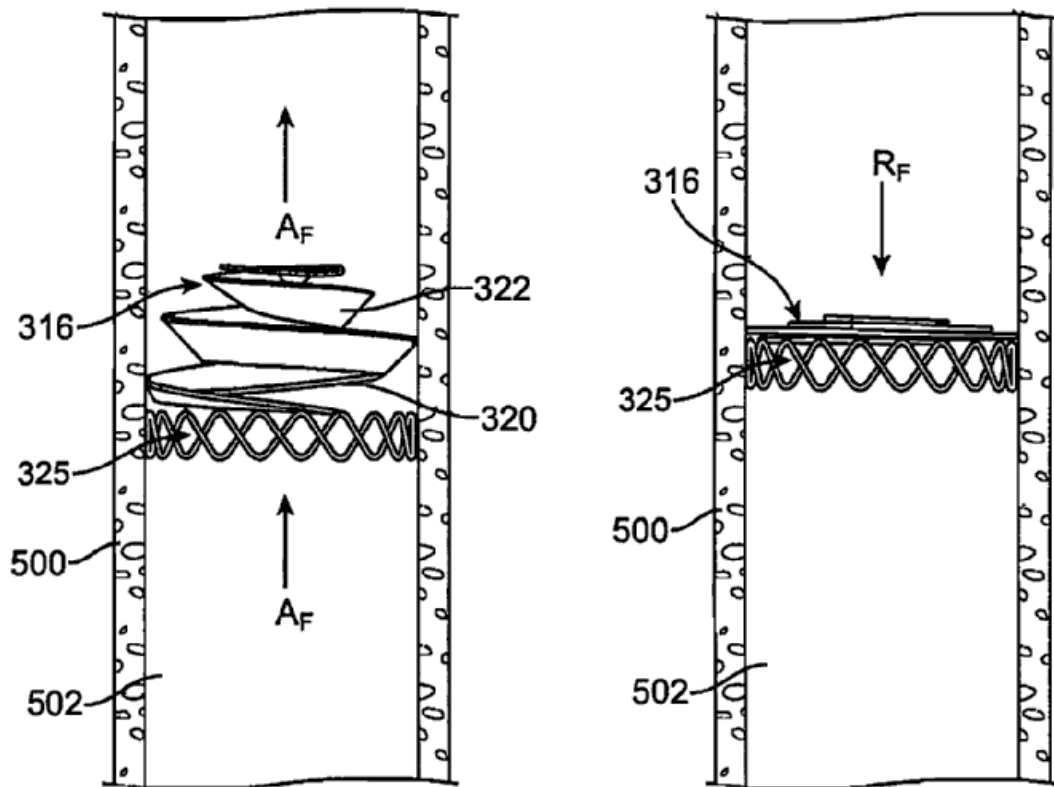
**A61F 2/2463****{Implants forming part of the valve leaflets}****Special rules of classification**Illustrative example of subject matter classified in [A61F 2/246](#)

Fig. 4K  
WO2008149355 A2



**A61F 2/2469****{with resilient valve members, e.g. conical spiral}****Special rules of classification**Illustrative example of subject matter classified in [A61F 2/2469](#)**WO2011059863 A1****A61F 2/2472****{Devices for testing}****Definition statement***This place covers:*

Devices for testing the proper functioning of the prosthetic valve in vivo or in vitro

**A61F 2/2475****{Venous valves}****Definition statement***This place covers:*

Also annuloplasty devices for venous valves and springs inside or outside the vein for reshaping the annulus.

## Special rules of classification

Annuloplasty devices for venous valves and springs inside or outside the vein for reshaping the annulus. Those also get the appropriate class in [A61F 2/2442](#). Venous valves do not get a class in [A61F 2/06](#) or [A61F 2/07](#)

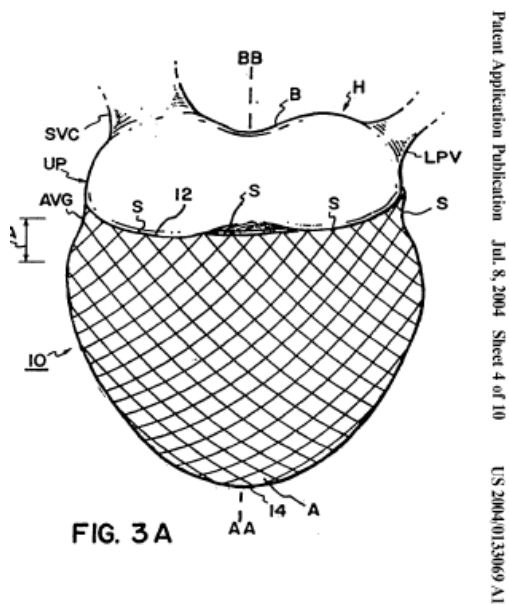
**A61F 2/2481**

**{Devices outside the heart wall, e.g. bags, strips or bands}**

### Definition statement

*This place covers:*

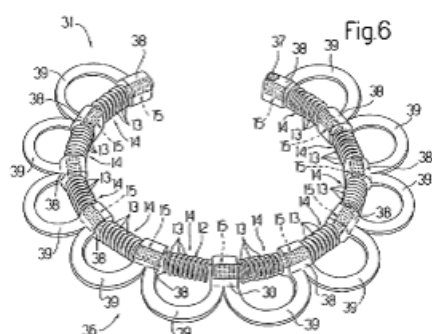
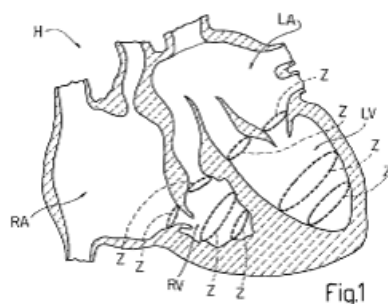
Bags outside the heart wall:



## Definition statement

Heart splints:

Patent Application Publication Feb. 4, 2010 Sheet 1 of 13 US 2010/0030014 A1



## References

## Informative references

Attention is drawn to the following places, which may be of interest for search:

|  |
|--|
| Active ventricular assist devices, i.e. heartbags with motor |
|--|

|                             |
|-----------------------------|
| <a href="#">A61M 60/268</a> |
|-----------------------------|

## Special rules of classification

Heart splints, i.e. two anchors connected by string to reduce heart volume: [A61B 2017/048](#)

Devices for improving valve function being external to the heart wall adjacent to the valve annulus:  
[A61F 2/2442](#)

## A61F 2/2487

{Devices within the heart chamber, e.g. splints}

## Definition statement

This place covers:

Also internal heart bags/meshes that pull the heart wall inside (e.g. equipped with barbs).

## References

### Limiting references

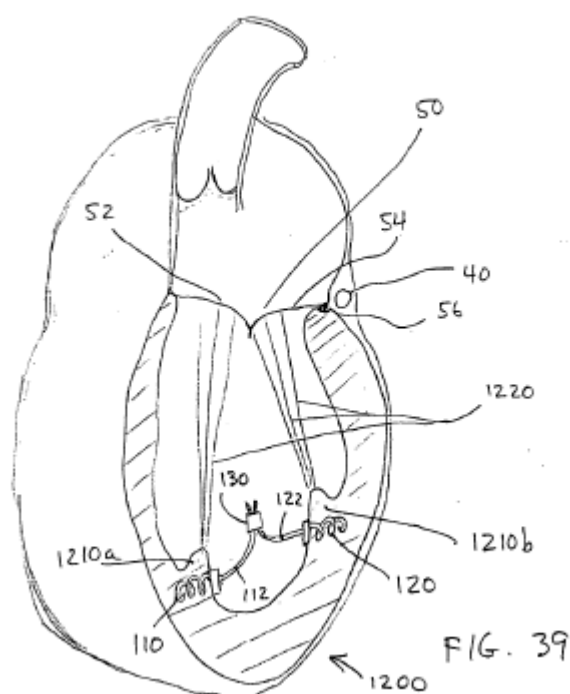
*This place does not cover:*

|   |  |
|---|--|
| Membranes dividing the heart chamber volume into an active and a passive part | <a href="#">A61B 17/00234</a> ,<br><a href="#">A61B 17/12022</a> |
| Barbs, anchors per se   | <a href="#">A61B 17/04</a>                                       |

## Special rules of classification

Illustrative example of subject matter classified in [A61F 2/2487](#)

Patent Application Publication Sep. 23, 2004 Sheet 35 of 41 US 2004/0186566 A1



## A61F 2/2493

{Transmyocardial revascularisation [TMR] devices}

### Definition statement

*This place covers:*

Also implants for revascularising the myocardium, e.g. screws.

## References

### Limiting references

*This place does not cover:*

|   |                                 |
|---|---------------------------------|
| By-pass connections, i.e. connections from heart chamber to blood vessel or from blood vessel to blood vessel | <a href="#">A61B 2017/00252</a> |
|---|---------------------------------|

|   |                                |
|---|--------------------------------|
| Anastomosis   | <a href="#">A61B 17/11</a>     |
| Side-to-side connections, i.e. shunts between vessels (clips without an elongate tubular middle part) | <a href="#">A61B 2017/1139</a> |

## A61F 2/2496

{Devices for determining the dimensions of the prosthetic valve to be implanted, e.g. templates, sizers}

### Definition statement

*This place covers:*

Also templates for artificial heart valves, annuloplasty rings or other heart implants.

### References

#### Informative references

Attention is drawn to the following places, which may be of interest for search:

|                  |                            |
|------------------|----------------------------|
| Measuring per se | <a href="#">A61B 5/107</a> |
|------------------|----------------------------|

## A61F 2/26

### Penis implants

### References

#### Limiting references

*This place does not cover:*

|   |                           |
|---|---------------------------|
| External devices for promoting erection | <a href="#">A61F 5/41</a> |
|---|---------------------------|

### Special rules of classification

If inflatable do not classify in [A61F 2250/0003](#)

## A61F 2/28

### Bones

### Definition statement

*This place covers:*

Prosthetic bones, i.e. implants for replacing bones or parts of bones.

### Relationships with other classification places

Surgical implants which are not prosthetic, but added to the natural bone, are classified in [A61B 17/00](#). Examples classified in [A61B 17/00](#) are: Bone plates, bone screws, bone fixators or devices for injection of materials into bone.

## References

### Informative references

Attention is drawn to the following places, which may be of interest for search:

|   |                             |
|---|-----------------------------|
| Joints  | <a href="#">A61F 2/30</a>   |
| Means for introducing bone substitute, for implanting bone graft implants or for compacting them in the bone cavity | <a href="#">A61F 2/4601</a> |
| Devices for grinding or milling bone material   | <a href="#">A61F 2/4644</a> |
| Anatomical models for scientific, medical or mathematical purposes  | <a href="#">G09B 23/30</a>  |

## Special rules of classification

Additional information is classified under [A61F 2002/30001](#) and [A61F 2310/00](#). Any additional information which may be useful for search must be completely classified.

### A61F 2/2803

{for mandibular reconstruction (temporo-mandibular joints [A61F 2/3099](#); bone plates for the jaw [A61B 17/8071](#))}

## References

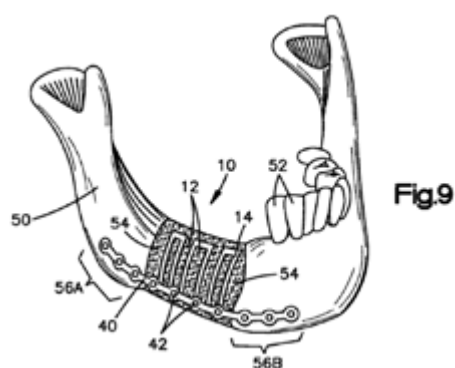
### Informative references

Attention is drawn to the following places, which may be of interest for search:

|   |                              |
|---|------------------------------|
| Skull or cranium  | <a href="#">A61F 2/2875</a>  |
| Temporo-mandibular joints                                     | <a href="#">A61F 2/3099</a>  |
| Bone plates for the jaw                                       | <a href="#">A61B 17/8071</a> |
| Periodontal bone regeneration for consolidating natural teeth | <a href="#">A61C 8/0006</a>  |

## Special rules of classification

Illustrative example of subject matter classified in [A61F 2/2803](#)



## A61F 2/2814

### {Bone stump caps}

### Relationships with other classification places

Devices for attachment of external prostheses to bone stumps are classified in both [A61F 2/2814](#) and [A61F 2/78](#).

### References

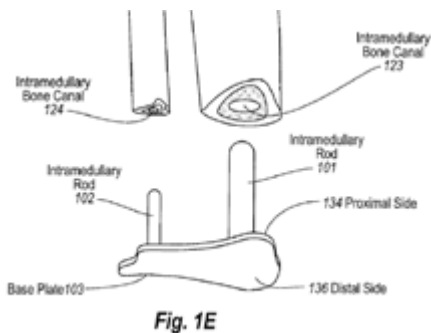
#### Informative references

Attention is drawn to the following places, which may be of interest for search:

|  |                           |
|--|---------------------------|
| Means for attaching external orthopedic prostheses to the body | <a href="#">A61F 2/78</a> |
|--|---------------------------|

### Special rules of classification

Illustrative example of subject matter classified in [A61F 2/2814](#)



## A61F 2/2846

{Support means for bone substitute or for bone graft implants, e.g. membranes or plates for covering bone defects (nets or sleeves applied to surface of endoprostheses [A61F 2/30907](#); bone plates [A61B 17/80](#); bone regeneration in dental surgery [A61C 8/0006](#))}

### References

#### Informative references

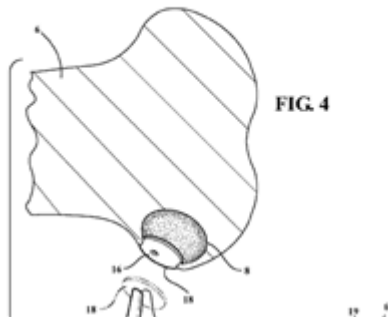
Attention is drawn to the following places, which may be of interest for search:

|  |                              |
|--|------------------------------|
| Nets or sleeves applied to surface of endoprostheses | <a href="#">A61F 2/30907</a> |
| Bone plates  | <a href="#">A61B 17/80</a>   |
| Bone regeneration in dental surgery                  | <a href="#">A61C 8/0006</a>  |

## Special rules of classification

Illustrative example of subject matter classified in [A61F 2/2846](#)

Patent Application Publication Dec. 16, 2010 Sheet 3 of 3 US 2010/0318991 A1



## A61F 2/2857

{for cadavers (devices for autopsy [A61B 16/00](#))}

## References

### Informative references

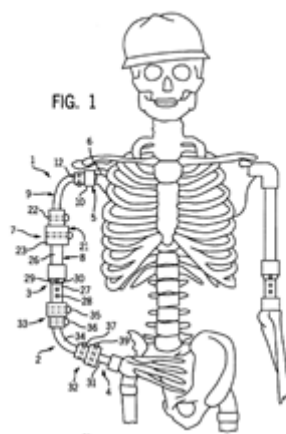
Attention is drawn to the following places, which may be of interest for search:

|                     |                            |
|---------------------|----------------------------|
| Devices for autopsy | <a href="#">A61B 16/00</a> |
|---------------------|----------------------------|

## Special rules of classification

Illustrative example of subject matter classified in [A61F 2/2857](#)

U.S. Patent Nov. 4, 1997 5,683,462





A61F 2/2875

{Skull or cranium ([A61F 2/2803](#) takes precedence; joints for temporo-mandibular [TM] joints [TMJ] [A61F 2/3099](#))}

Definition statement

*This place covers:*

Illustrative example of subject matter classified in this place:



References

Limiting references

*This place does not cover:*

|   |                             |
|---|-----------------------------|
| Bones for mandibular reconstruction             | <a href="#">A61F 2/2803</a> |
| Joints for temporo-mandibular [TM] joints [TMJ] | <a href="#">A61F 2/3099</a> |

A61F 2/30

Joints

Definition statement

*This place covers:*

Prosthetic joints, i.e. implants for replacing joints or parts of joints. The classes [A61F 2/30](#) - [A61F 2/46](#) comprise:

Hip joints

Knee and elbow joints

Shoulder joints

Wrist, ankle, finger and toe joints

Vertebrae and vertebral joints

## Definition statement

Tools for implanting or extracting prosthetic joints

Operating or control means

Accessories

Cartilage endoprotheses

Special articulating or bone contacting surfaces

### Relationships with other classification places

Surgical implants which are not prosthetic, but added to the natural joint, are classified in [A61B 17/00](#). Examples classified in [A61B 17/00](#) are: Devices implanted between the natural articulating surfaces, devices implanted adjacent a natural joint for stabilising it.

[A61F 2/30](#) contains implantable devices for replacing anatomical joints.

### Special rules of classification

Additional information is classified under [A61F 2/30](#) - [A61F 2/48](#). Any additional information which may be useful for search must be completely classified.

Additional information concerning a particular anatomical joint is classified under the corresponding subgroup ([A61F 2/32](#) - [A61F 2/48](#)).

Additional information concerning accessories is classified under [A61F 2/30721](#).

Additional information concerning cartilage endoprotheses is classified under [A61F 2/30756](#).

Additional information concerning external or bone-contacting surfaces of joint or bone prostheses is classified under [A61F 2/30767](#).

Additional information concerning manufacturing of endoprotheses is classified under [A61F 2/3094](#).

Additional information concerning anatomical joints not covered by [A61F 2/32](#) - [A61F 2/44](#) is classified under [A61F 2/30988](#).

Further additional information applicable for joint or bone prostheses is classified under [A61F 2002/30003](#) - [A61F 2002/30667](#).

Additional information concerning the use of particular materials in joint or bone prostheses is classified under [A61F 2310/00](#).

Additional information for which classes exist in neighbouring fields, is coded in said fields, e.g.

- Joint distractors: [A61B 17/025](#)
- Surgical staples for bones: [A61B 17/0642](#)
- Securing of bone screws: [A61B 17/8033](#), [A61B 17/8052](#)
- Fastening to the bone by wires, bands or straps: [A61B 17/842](#)
- Fastening to the bone by screws or pins: [A61B 17/86](#)
- Packages for prostheses: [A61F 2/0095](#)
- Fixation devices for tendons or ligaments: [A61F 2/08](#)

A61F 2/30723

{Plugs or restrictors for sealing a cement-receiving space (tools for inserting plugs [A61F 2/4614](#); sealing collars for use during cementing [A61B 17/8808](#))}

References

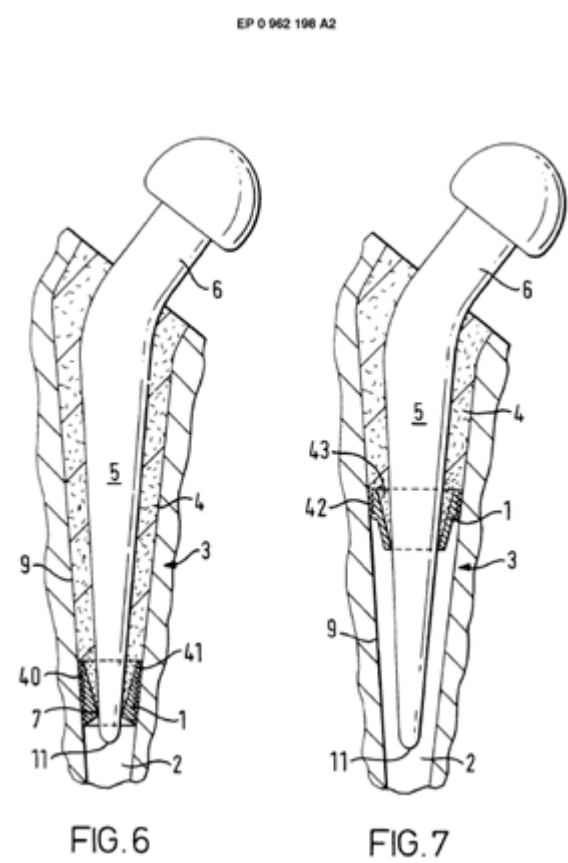
Informative references

Attention is drawn to the following places, which may be of interest for search:

|  |                              |
|--|------------------------------|
| Tools for inserting plugs                | <a href="#">A61F 2/4614</a>  |
| Sealing collars for use during cementing | <a href="#">A61B 17/8808</a> |

Special rules of classification

Illustrative example of subject matter classified in [A61F 2/30723](#)

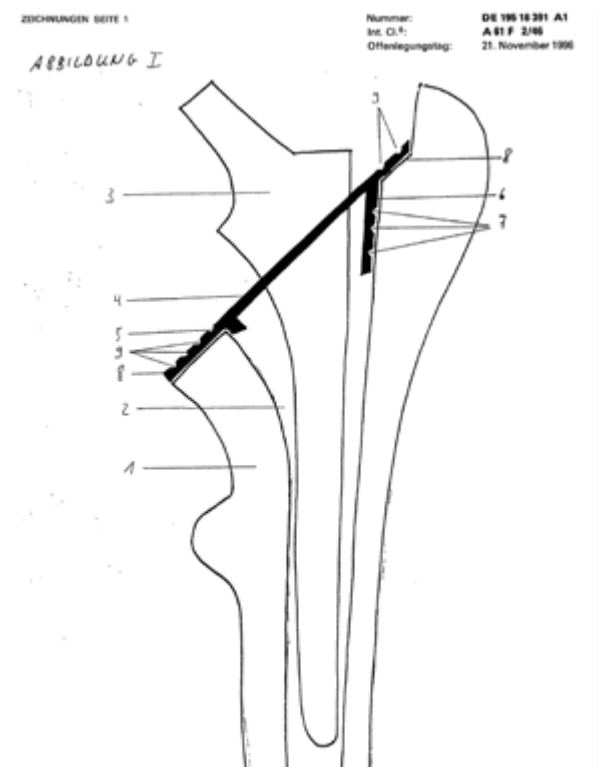


## A61F 2/30724

{Spacers for centering an implant in a bone cavity, e.g. in a cement-receiving cavity}

### Special rules of classification

Illustrative example of subject matter classified in [A61F 2/30724](#)



## A61F 2/30728

{Collars; Bone edge protectors ([A61F 2/30734](#) takes precedence; sealing collars for use during cementing [A61B 17/8808](#))}

### References

#### Limiting references

*This place does not cover:*

|                                      |                              |
|--------------------------------------|------------------------------|
| Modular inserts, sleeves or augments | <a href="#">A61F 2/30734</a> |
|--------------------------------------|------------------------------|

#### Informative references

*Attention is drawn to the following places, which may be of interest for search:*

|  |                              |
|--|------------------------------|
| Sealing collars for use during cementing | <a href="#">A61B 17/8808</a> |
|--|------------------------------|

## Special rules of classification

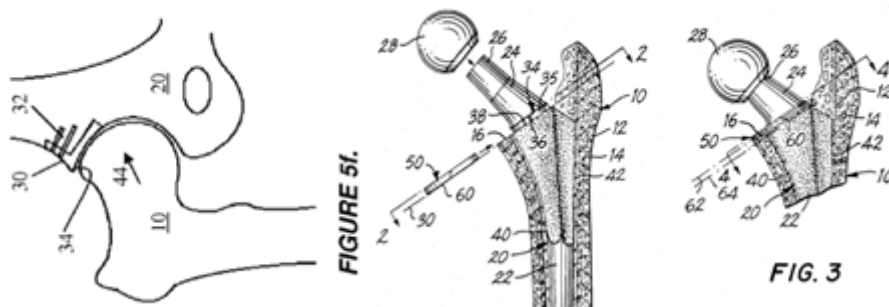
Illustrative example of subject matter classified in [A61F 2/30728](#)

PCT/US2009/056890

U.S. Patent Sep. 13, 1988

Sheet 1 of 2

4,770,660



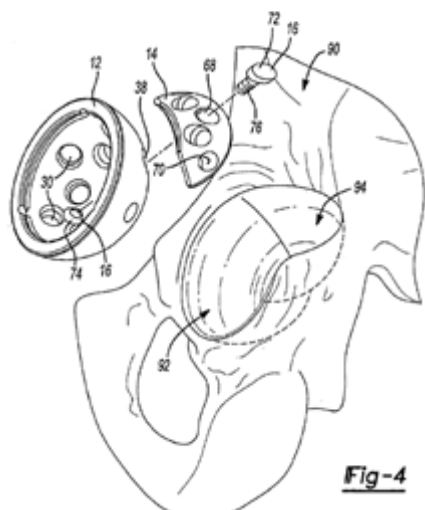
## A61F 2/30734

{Modular inserts, sleeves or augments, e.g. placed on proximal part of stem for fixation purposes or wedges for bridging a bone defect}

## Special rules of classification

Illustrative example of subject matter classified in [A61F 2/30734](#)

Patent Application Publication Aug. 13, 2009 Sheet 3 of 8 US 2009/0204225 A1



## A61F 2/30739

{Devices connected to the proximal part of an endoprosthetic femoral shaft for reinforcing or replacing the trochanters, e.g. the greater trochanter (proximal parts of endoprosthetic femoral shafts [A61F 2/367](#); non-prosthetic trochanteric devices [A61B 17/74](#))}

### References

#### Informative references

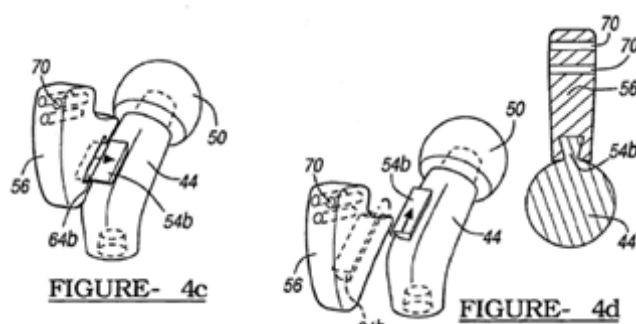
Attention is drawn to the following places, which may be of interest for search:

|   |                            |
|---|----------------------------|
| Proximal parts of endoprosthetic femoral shafts | <a href="#">A61F 2/367</a> |
| Non-prosthetic trochanteric devices             | <a href="#">A61F 2/74</a>  |

### Special rules of classification

Illustrative example of subject matter classified in [A61F 2/30739](#)

EP 1 374 803 A1



## A61F 2/30742

{Bellows or hose-like seals; Sealing membranes ([A61B 17/8808](#) takes precedence; sealing membranes for retaining bone substitute [A61F 2/2846](#))}

### References

#### Limiting references

This place does not cover:

|  |                              |
|--|------------------------------|
| Tool for implantation with bone cement and with sealing collar for bone cavity | <a href="#">A61B 17/8808</a> |
|--|------------------------------|

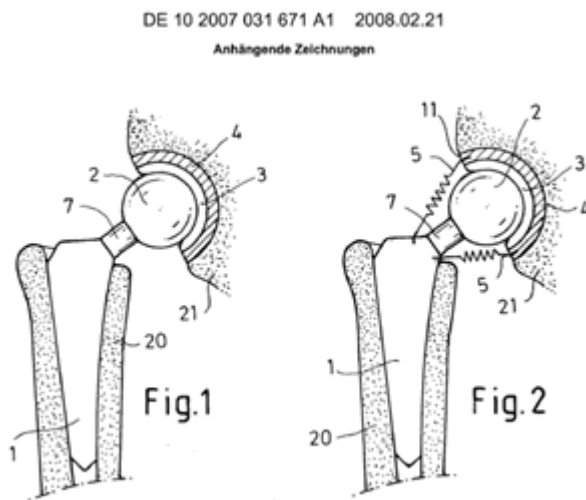
#### Informative references

Attention is drawn to the following places, which may be of interest for search:

|   |                             |
|---|-----------------------------|
| Sealing membranes for retaining bone substitute | <a href="#">A61F 2/2846</a> |
|---|-----------------------------|

### Special rules of classification

Illustrative example of subject matter classified in [A61F 2/30742](#)

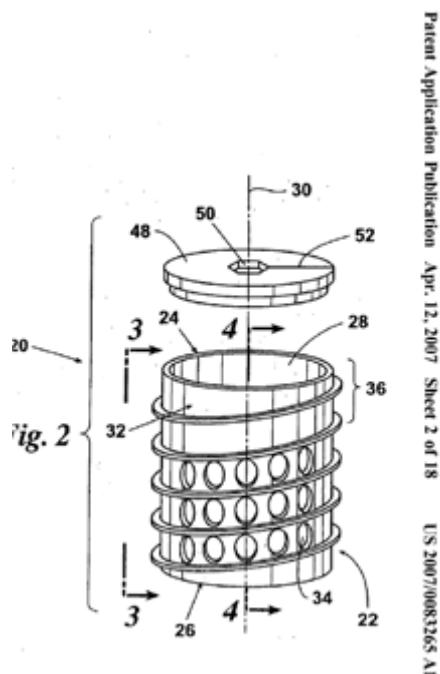


### A61F 2/30744

{End caps, e.g. for closing an endoprosthesis}

### Special rules of classification

Illustrative example of subject matter classified in [A61F 2/30744](#)



A61F 2/30749

{Fixation appliances for connecting prostheses to the body}

References

Informative references

Attention is drawn to the following places, which may be of interest for search:

|                         |                              |
|-------------------------|------------------------------|
| Cartilage endoprotheses | <a href="#">A61F 2/30756</a> |
|-------------------------|------------------------------|

A61F 2/30756

{Cartilage endoprotheses ([A61F 2/3603](#) takes precedence)}

References

Limiting references

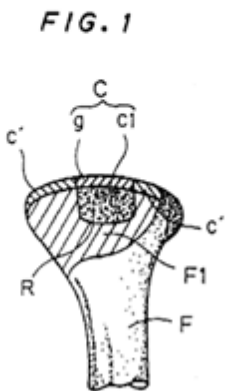
This place does not cover:

|  |                             |
|--|-----------------------------|
| Femoral heads implanted without ablation of the shole natural femoral head | <a href="#">A61F 2/3603</a> |
|--|-----------------------------|

Special rules of classification

Illustrative example of subject matter classified in [A61F 2/30756](#)

EP 0 505 634 A1





**A61F 2/30767**

{Special external or bone-contacting surface, e.g. coating for improving bone ingrowth}

**References****Informative references**

Attention is drawn to the following places, which may be of interest for search:

|                                  |                            |
|----------------------------------|----------------------------|
| Materials for coating prostheses | <a href="#">A61L 27/28</a> |
|----------------------------------|----------------------------|

**A61F 2/30771**

{applied in original prostheses, e.g. holes or grooves}

**Definition statement**

*This place covers:*

The following figures show an illustrative example of subject matter classified here. Figure 1 is a longitudinal section of a surgical implant (1) having a structured surface (2) for contact with bone tissue. A plurality of cavities (3) are mechanically produced on surface (2). The cavities (3) are provided with an undercut (5). Figure 2 is a top view on the surface region of the surgical implant shown in figure 1.

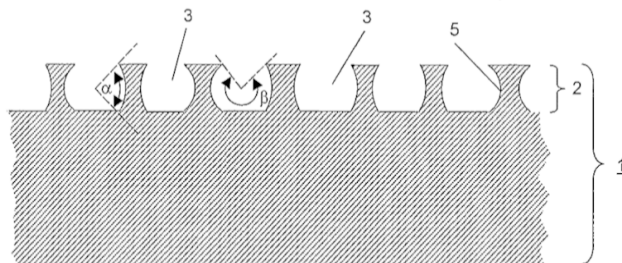


Fig. 1

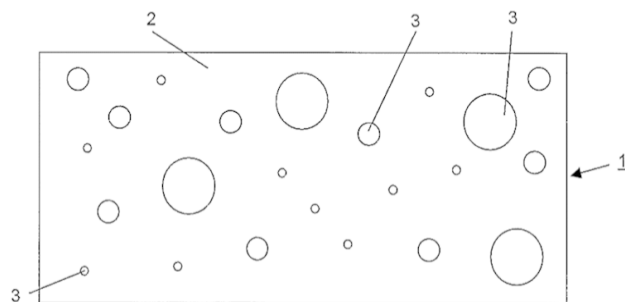


Fig. 2

**References****Informative references**

Attention is drawn to the following places, which may be of interest for search:

|                          |                              |
|--------------------------|------------------------------|
| Etching into the surface | <a href="#">A61F 2/30767</a> |
|--------------------------|------------------------------|

A61F 2/30942

{for designing or making customized prostheses, e.g. using templates, CT or NMR scans, finite-element analysis or CAD-CAM techniques}

References

Informative references

Attention is drawn to the following places, which may be of interest for search:

|  |                              |
|--|------------------------------|
| Computer-assisted sizing or machining of dental prostheses | <a href="#">A61C 13/0004</a> |
| CAD-CAM techniques per se                                  | <a href="#">G05B 19/4097</a> |

A61F 2/3099

{for temporo-mandibular [TM, TMJ] joints (endoprotheses for mandibular reconstruction [A61F 2/2803](#))}

References

Informative references

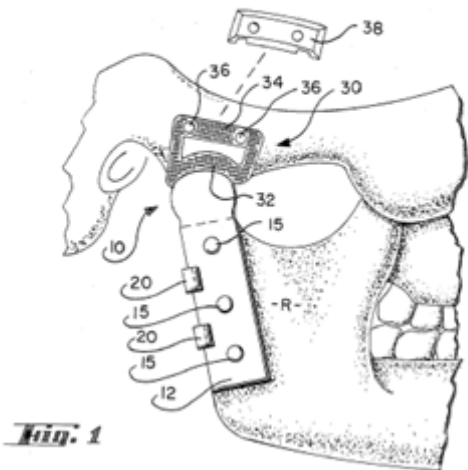
Attention is drawn to the following places, which may be of interest for search:

|   |                             |
|---|-----------------------------|
| Endoprotheses for mandibular reconstruction | <a href="#">A61F 2/2803</a> |
|---|-----------------------------|

Special rules of classification

Illustrative example of subject matter classified in [A61F 2/3099](#)

U.S. Patent Sep. 15, 1987 Sheet 1 of 4 4,693,722

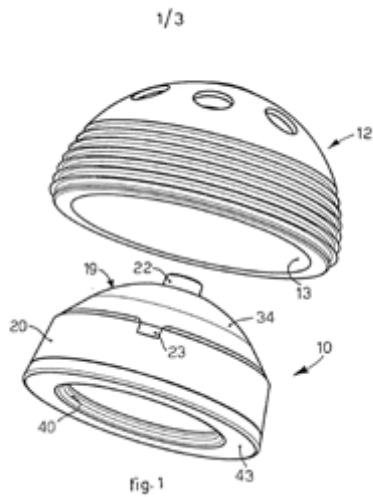


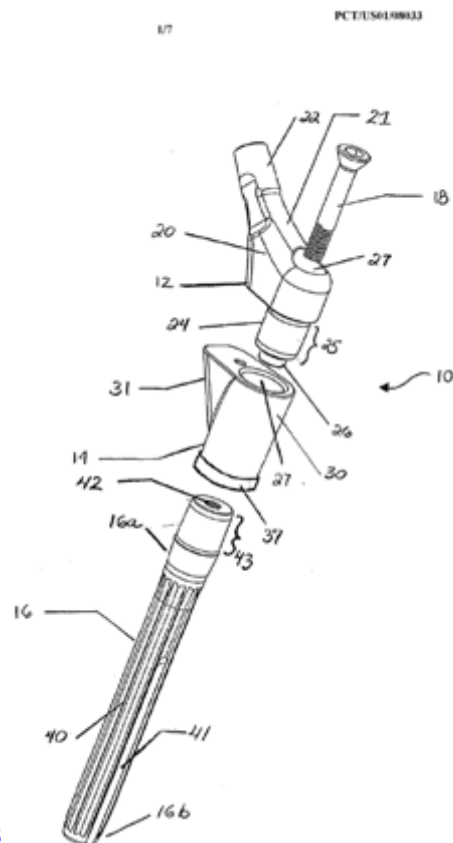
**A61F 2/34****Acetabular cups****Special rules of classification**

Illustrative example of subject matter classified in [A61F 2/34](#)

WO 2008/146121

PCT/BR2008/001289



**A61F 2/36****Femoral heads {; Femoral endoprostheses}****Special rules of classification**

Illustrative example of subject matter classified in [A61F 2/36](#)

**A61F 2/3601**

{for replacing only the epiphyseal or metaphyseal parts of the femur, e.g. endoprosthetic femoral heads or necks directly fixed to the natural femur by internal fixation devices (non-prosthetic internal fixation devices for the femoral head or neck [A61B 17/74](#))}

**References****Informative references**

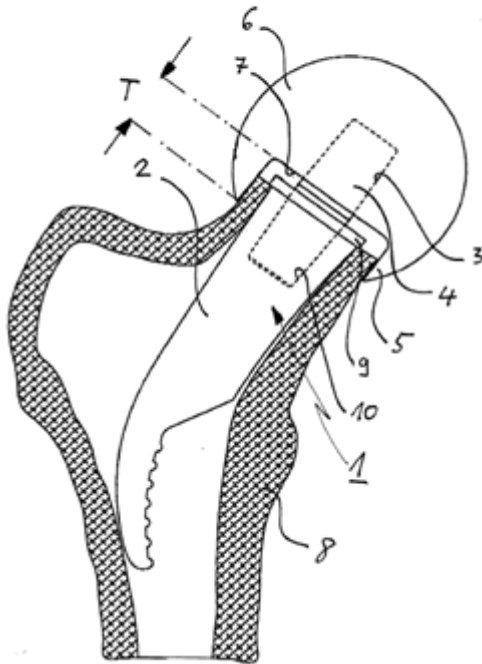
Attention is drawn to the following places, which may be of interest for search:

|   |                            |
|---|----------------------------|
| Non-prosthetic internal fixation devices for the femoral head or neck | <a href="#">A61B 17/74</a> |
|---|----------------------------|

## Special rules of classification

Illustrative example of subject matter classified in [A61F 2/3601](#)

EP 1 332 736 A1



## A61F 2/3603

{implanted without ablation of the whole natural femoral head (endoprosthetic cartilage [A61F 2/30756](#))}

## References

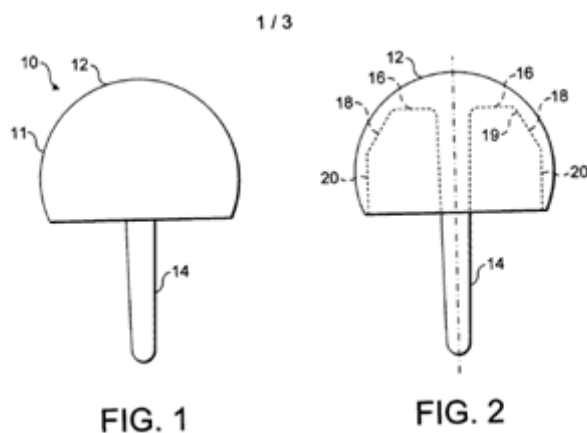
### Informative references

Attention is drawn to the following places, which may be of interest for search:

|                          |                              |
|--------------------------|------------------------------|
| Endoprosthetic cartilage | <a href="#">A61F 2/30756</a> |
|--------------------------|------------------------------|

### Special rules of classification

Illustrative example of subject matter classified in [A61F 2/3603](#)

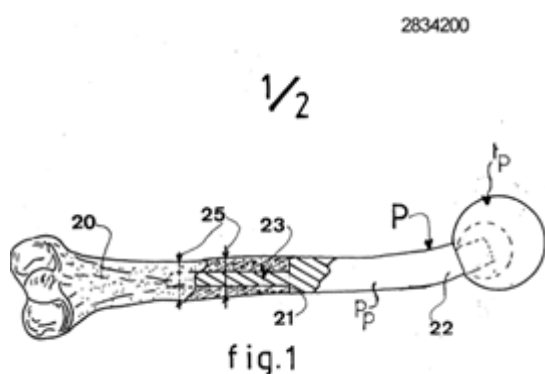


### A61F 2/3607

{including proximal or total replacement of the femur}

### Special rules of classification

Illustrative example of subject matter classified in [A61F 2/3607](#)



### A61F 2/3609

{Femoral heads or necks; Connections of endoprosthetic heads or necks to endoprosthetic femoral shafts ([A61F 2/3601](#) takes precedence)}

### References

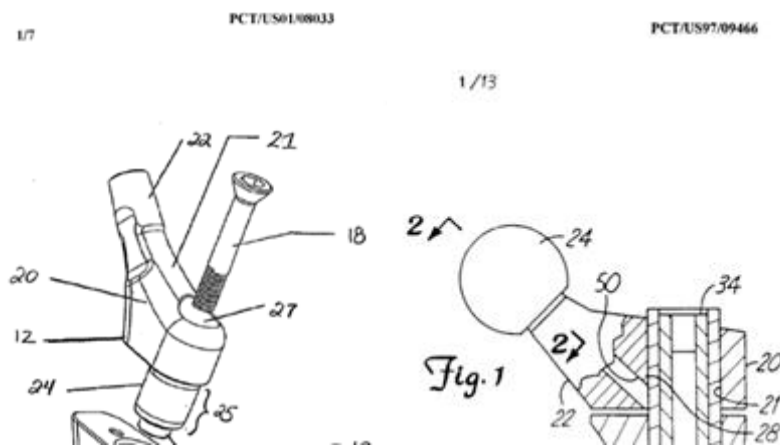
#### Limiting references

*This place does not cover:*

|  |                             |
|--|-----------------------------|
| Femoral endoprostheses for replacing only the epiphyseal or metahpyseal parts of the femur | <a href="#">A61F 2/3601</a> |
|--|-----------------------------|

## Special rules of classification

Illustrative example of subject matter classified in [A61F 2/3609](#)

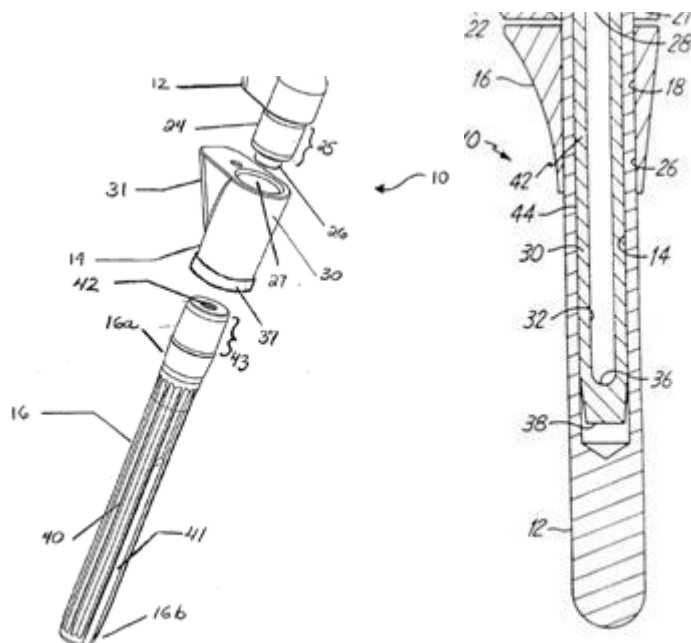


## A61F 2/3662

{Femoral shafts}

## Special rules of classification

Illustrative example of subject matter classified in [A61F 2/3662](#)



## A61F 2/367

{Proximal or metaphyseal parts of shafts (trochanteric devices connected to said proximal parts [A61F 2/30739](#))}

### References

#### Informative references

Attention is drawn to the following places, which may be of interest for search:

|   |                              |
|---|------------------------------|
| Trochanteric devices connected to said proximal parts | <a href="#">A61F 2/30739</a> |
|---|------------------------------|

### Special rules of classification

Illustrative example of subject matter classified in [A61F 2/367](#)

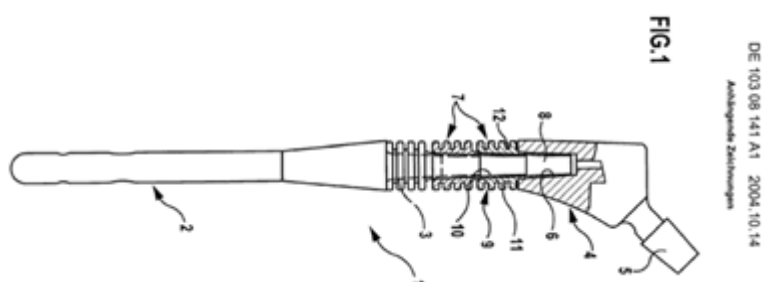


## A61F 2/3672

{Intermediate parts of shafts}

### Special rules of classification

Illustrative example of subject matter classified in [A61F 2/3672](#)



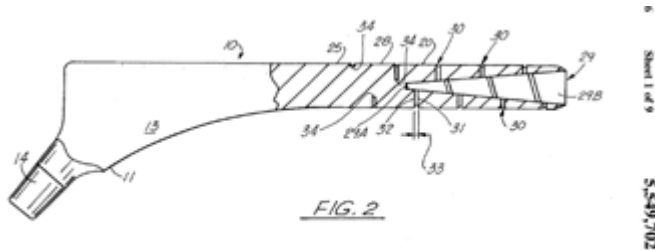


**A61F 2/3676**

**{Distal or diaphyseal parts of shafts}**

## Special rules of classification

Illustrative example of subject matter classified in [A61F 2/3676](#)

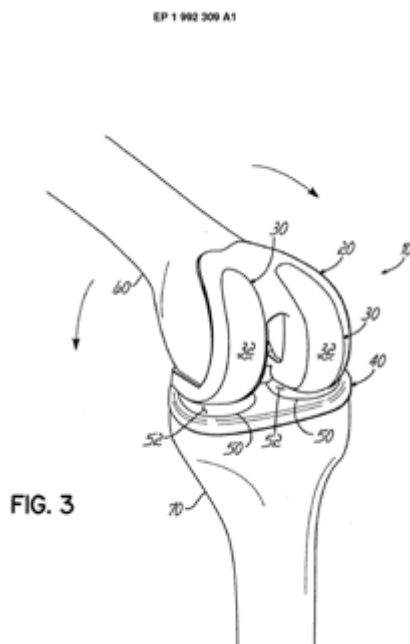


**A61F 2/38**

**for elbows or knees**

## Special rules of classification

Illustrative example of subject matter classified in [A61F 2/38](#)



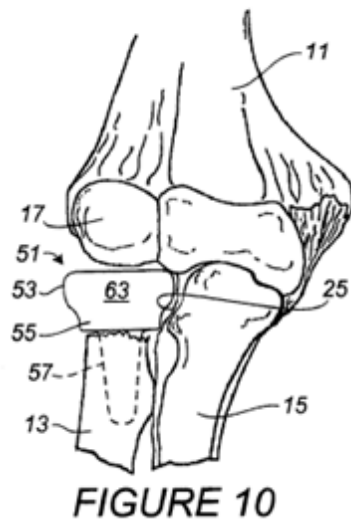
**A61F 2/3804**

{for elbows}

**Special rules of classification**Illustrative example of subject matter classified in [A61F 2/3804](#)

WO 00/13617

3/

**A61F 2/3859**

{Femoral components}

**Special rules of classification**Illustrative example of subject matter classified in [A61F 2/3859](#)

2934770

1 / 1

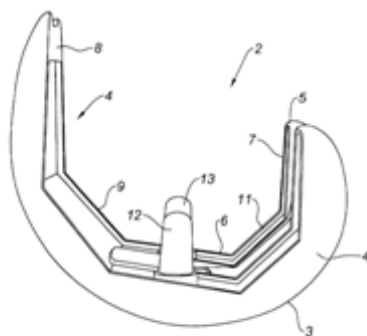
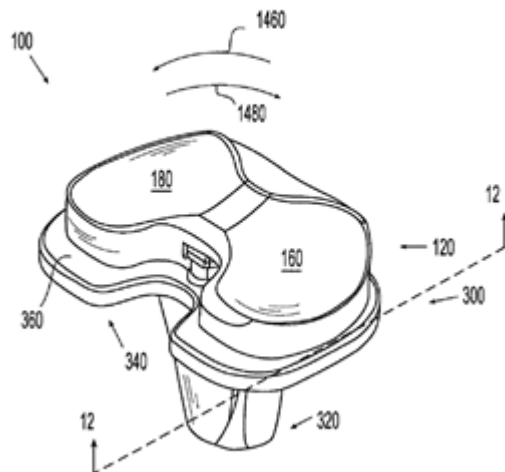


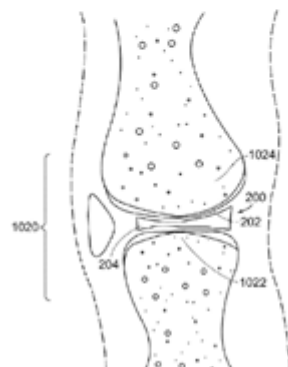
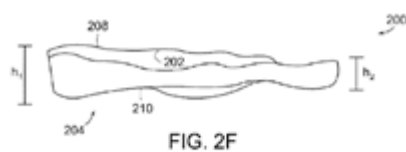
Fig. 1

**A61F 2/3868****{with sliding tibial bearing}****Special rules of classification**Illustrative example of subject matter classified in [A61F 2/3868](#)

Patent Application Publication Sep. 22, 2005 Sheet 6 of 25 US 2005/0209702 A1

**A61F 2/3872****{Meniscus for implantation between the natural bone surfaces}****Special rules of classification**Illustrative example of subject matter classified in [A61F 2/3872](#)

Patent Application Publication Oct. 4, 2007 Sheet 6 of 12 US 2007/0233249 A1

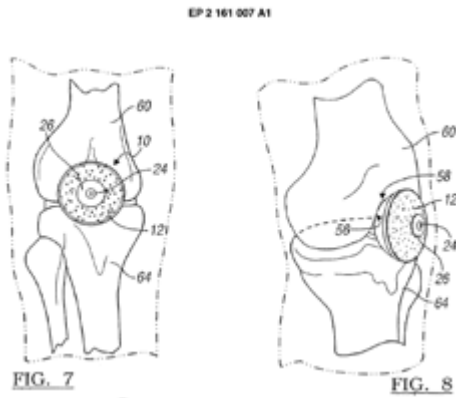


A61F 2/3877

{Patellae or trochleae}

Special rules of classification

Illustrative example of subject matter classified in [A61F 2/3877](#)



A61F 2/3886

{for stabilising knees against anterior or lateral dislocations}

References

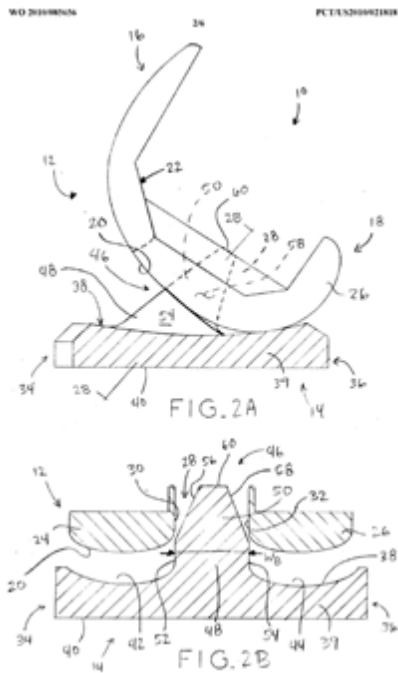
Limiting references

This place does not cover:

|   |                             |
|---|-----------------------------|
| Knee prostheses with sliding tibial bearing | <a href="#">A61F 2/3868</a> |
|---|-----------------------------|

Special rules of classification

Illustrative example of subject matter classified in [A61F 2/3886](#)



**A61F 2/389**

{Tibial components ([A61F 2/3868](#) takes precedence)}

**References****Limiting references**

*This place does not cover:*

|   |                             |
|---|-----------------------------|
| Knee prostheses with sliding tibial bearing | <a href="#">A61F 2/3868</a> |
|---|-----------------------------|

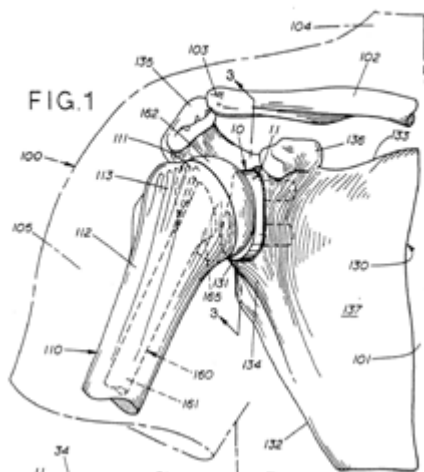
**A61F 2/40**

for shoulders

**Special rules of classification**

Illustrative example of subject matter classified in [A61F 2/40](#)

U.S. Patent Jan. 14, 1992 Sheet 1 of 6 5,080,673

**A61F 2/4003**

{Replacing only the epiphyseal or metaphyseal parts of the humerus, i.e. endoprosthesis not comprising an entire humeral shaft (replacing only the epiphyseal or metaphyseal parts of the femur [A61F 2/3601](#))}

**References****Informative references**

*Attention is drawn to the following places, which may be of interest for search:*

|   |                             |
|---|-----------------------------|
| Replacing only the epiphyseal or metaphyseal parts of the femur | <a href="#">A61F 2/3601</a> |
|---|-----------------------------|

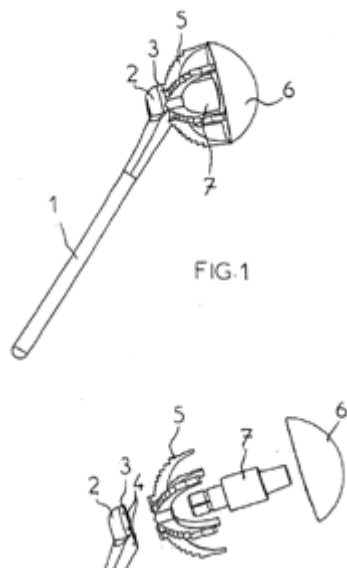
**A61F 2/4014**

{Humeral heads or necks; Connections of endoprosthesis heads or necks to endoprosthesis humeral shafts}

**Special rules of classification**

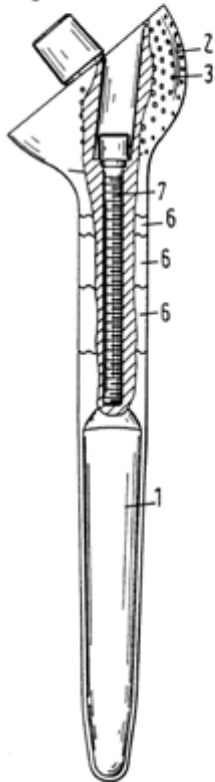
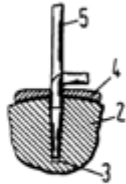
Illustrative example of subject matter classified in [A61F 2/4014](#)

Patent Application Publication Sep. 7, 2006 Sheet 1 of 7 US 2006/0200249 A1



**A61F 2/4059****{Humeral shafts}****Special rules of classification**Illustrative example of subject matter classified in [A61F 2/4059](#)

EP 1 088 532 A2

**Fig.1****Fig.2**

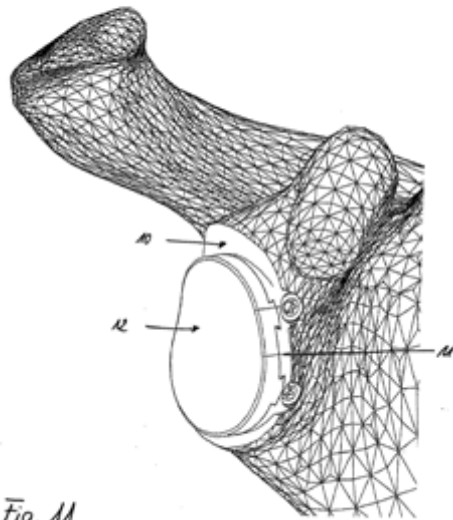
## A61F 2/4081

{Glenoid components, e.g. cups}

### Special rules of classification

Illustrative example of subject matter classified in [A61F 2/4081](#)

DE 10 2008 021 110 A1 2009.10.29



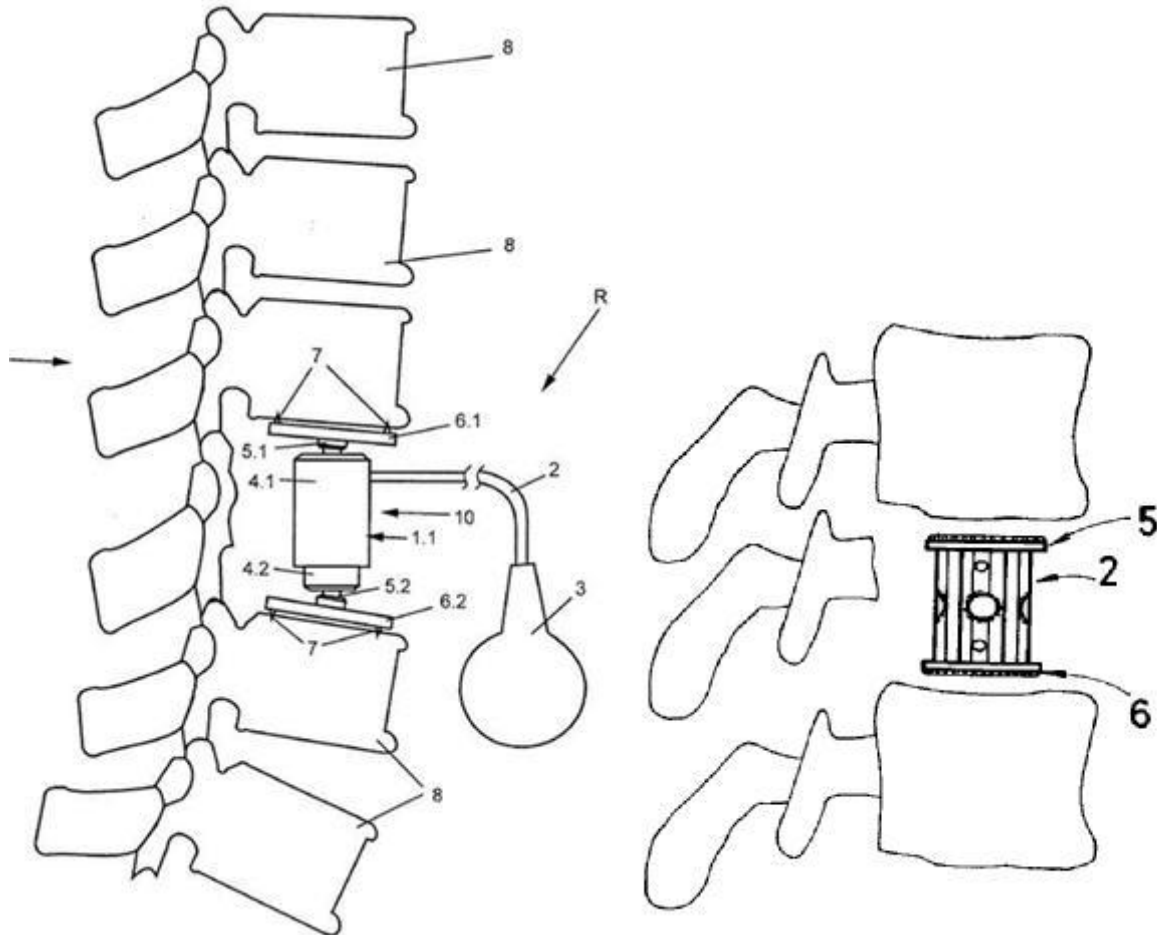


**A61F 2/44**

for the spine, e.g. vertebrae, spinal discs

**Special rules of classification**

Illustrative example of subject matter classified in [A61F 2/44](#)

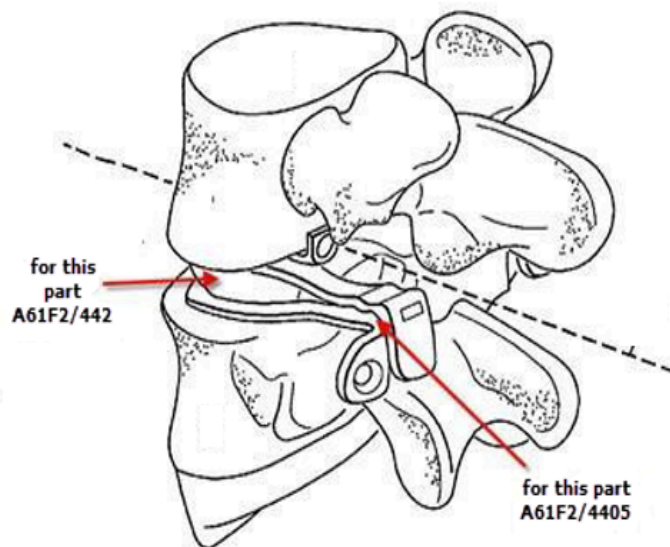
**A61F 2/4405**

{for apophyseal or facet joints, i.e. between adjacent spinous or transverse processes (devices implanted between spinous or transverse processes [A61B 17/7062](#))}

**Definition statement**

*This place covers:*

- facet joint prostheses,
- facet joint fusion implants, if the implant replaces the joint.



## References

### *Informative references*

*Attention is drawn to the following places, which may be of interest for search:*

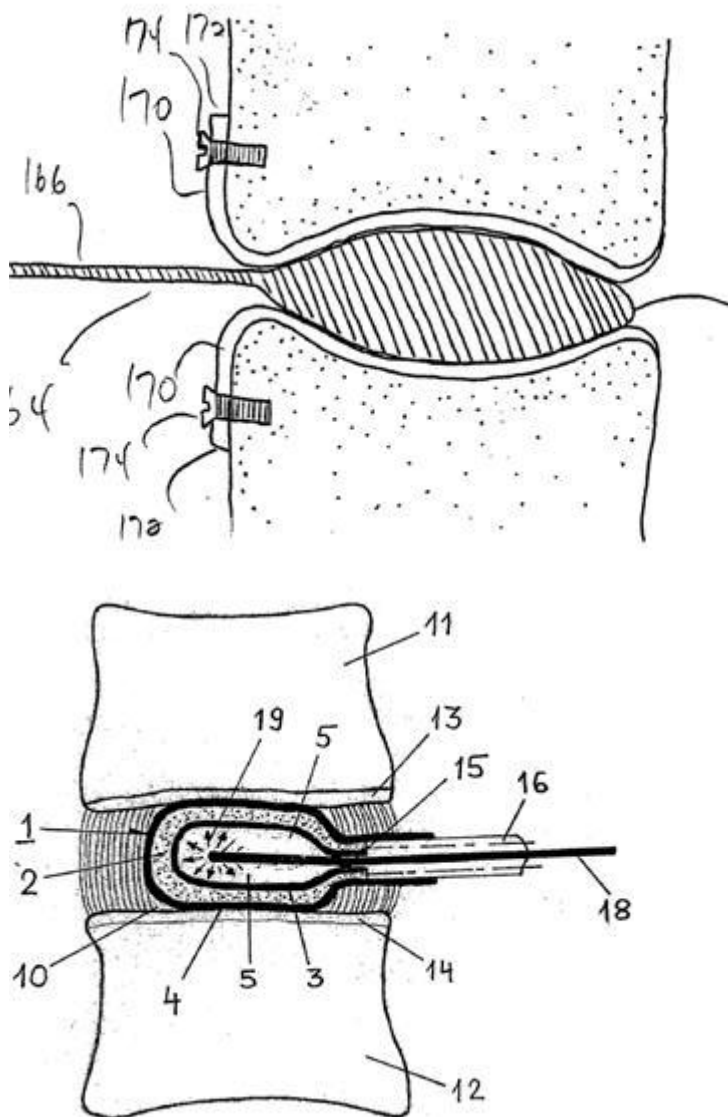
|   |                              |
|---|------------------------------|
| Devices implanted between spinous or transverse processes | <a href="#">A61B 17/7062</a> |
|---|------------------------------|

**A61F 2/441**

{made of inflatable pockets or chambers filled with fluid, e.g. with hydrogel}

**Special rules of classification**

Illustrative example of subject matter classified in [A61F 2/441](#)

**A61F 2/442**

{Intervertebral or spinal discs, e.g. resilient (non-disc-shaped intervertebral inflatable pockets [A61F 2/441](#); non-disc-shaped intervertebral fusion implants [A61F 2/4455](#))}

**References****Informative references**

Attention is drawn to the following places, which may be of interest for search:

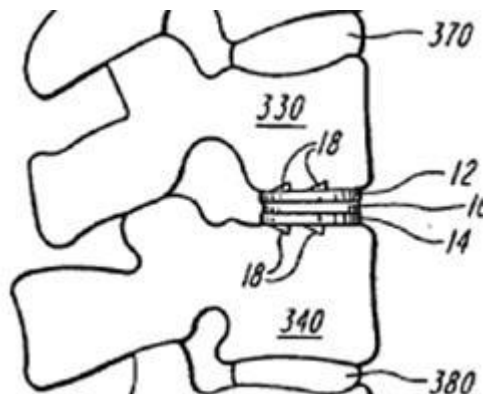
|   |                            |
|---|----------------------------|
| Non-disc-shaped intervertebral inflatable pockets | <a href="#">A61F 2/441</a> |
|---|----------------------------|

Intervertebral fusion implants

[A61F 2/4455](#)

### Special rules of classification

Illustrative example of subject matter classified in [A61F 2/442](#)

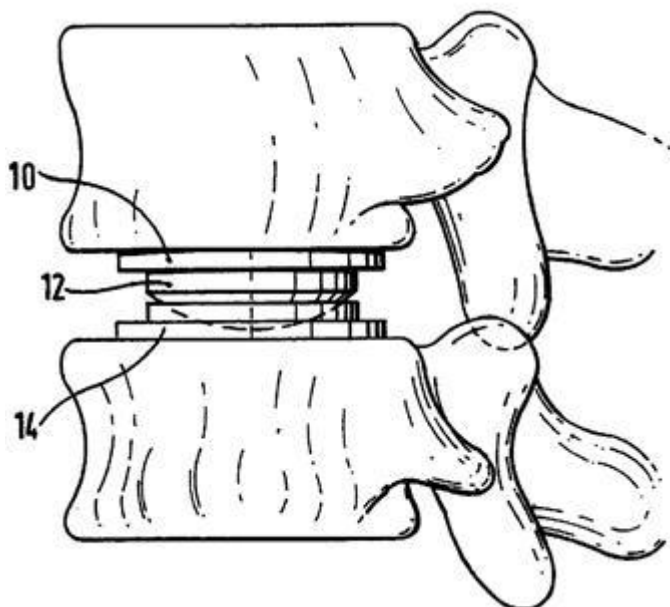


### A61F 2/4425

{made of articulated components}

### Special rules of classification

Illustrative example of subject matter classified in [A61F 2/4425](#)



**A61F 2/4455**

**{for the fusion of spinal bodies, e.g. intervertebral fusion of adjacent spinal bodies, e.g. fusion cages (intervertebral discs [A61F 2/442](#))}**

## References

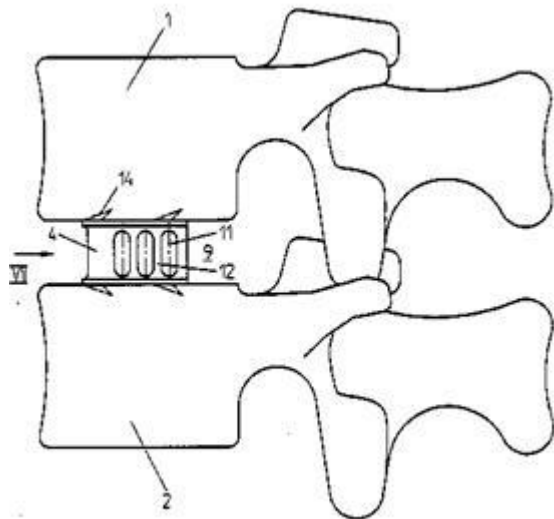
### ***Informative references***

*Attention is drawn to the following places, which may be of interest for search:*

|                      |                            |
|----------------------|----------------------------|
| Intervertebral discs | <a href="#">A61F 2/442</a> |
|----------------------|----------------------------|

## Special rules of classification

Illustrative example of subject matter classified in [A61F 2/4455](#)

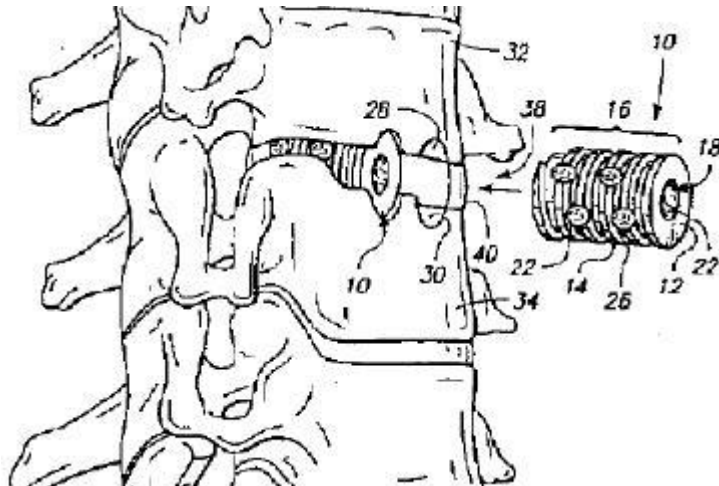


**A61F 2/446**

{having a circular or elliptical cross-section substantially parallel to the axis of the spine, e.g. cylinders or frustocones}

**Special rules of classification**

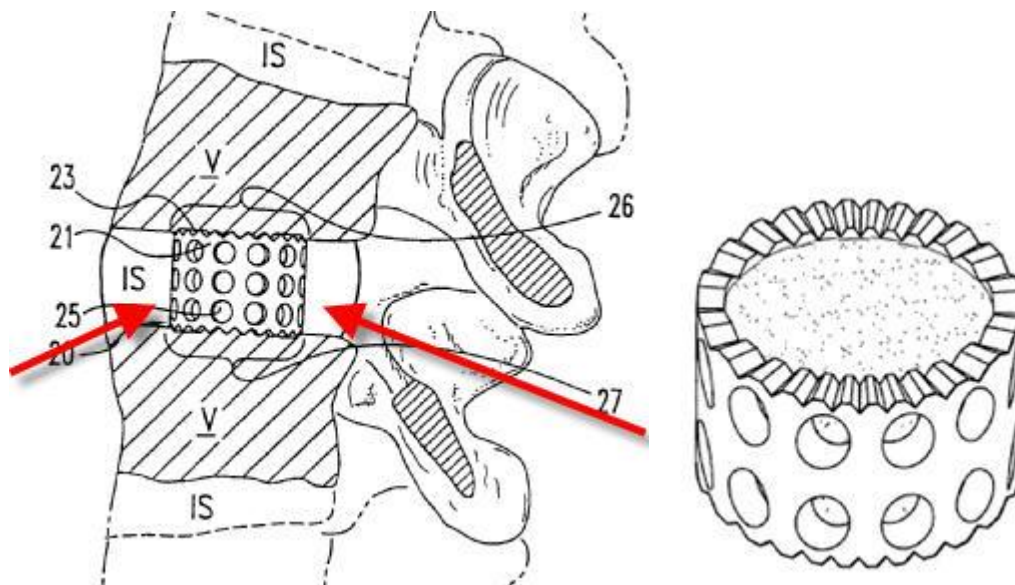
Illustrative example of subject matter classified in [A61F 2/446](#)

**A61F 2/4465**

{having a circular or kidney shaped cross-section substantially perpendicular to the axis of the spine}

**Special rules of classification**

Illustrative example of subject matter classified in [A61F 2/4465](#)

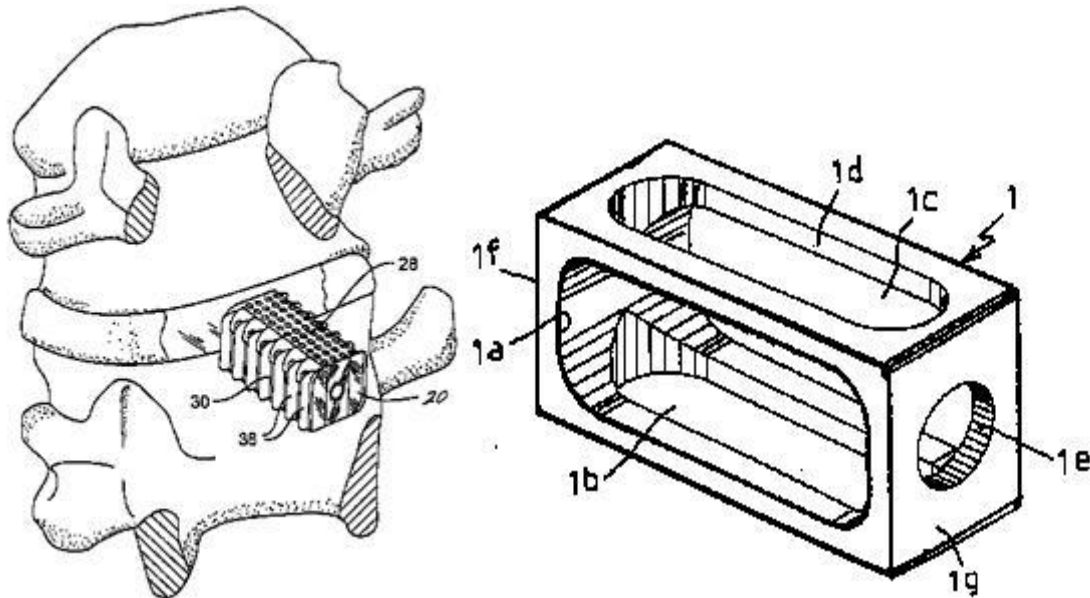


**A61F 2/447**

{substantially parallelepipedal, e.g. having a rectangular or trapezoidal cross-section}

**Special rules of classification**

Illustrative example of subject matter classified in [A61F 2/447](#)

**A61F 2/46**

Special tools for implanting artificial joints

**References****Informative references**

Attention is drawn to the following places, which may be of interest for search:

|                      |                            |
|----------------------|----------------------------|
| Surgical instruments | <a href="#">A61B 17/00</a> |
|----------------------|----------------------------|

**A61F 2/4601**

{for introducing bone substitute, for implanting bone graft implants or for compacting them in the bone cavity}

**References****Informative references**

Attention is drawn to the following places, which may be of interest for search:

|                             |                              |
|-----------------------------|------------------------------|
| For introducing bone cement | <a href="#">A61B 17/8802</a> |
|-----------------------------|------------------------------|

## A61F 2/4605

{of elbows}

### Special rules of classification

Illustrative example of subject matter classified in [A61F 2/4605](#)

WO 2011/017620

PCT/US2010/044719

17 / 19

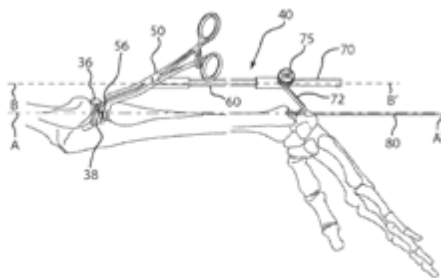
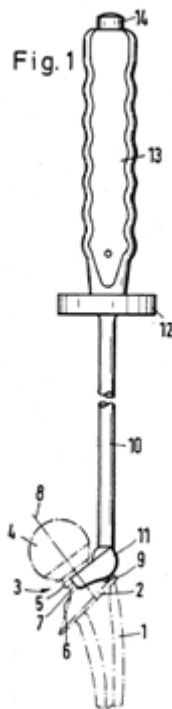


Fig. 15B



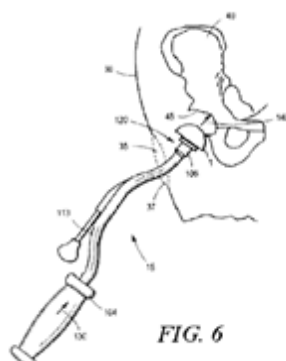
**A61F 2/4607****{of hip femoral endoprotheses}****Special rules of classification**Illustrative example of subject matter classified in [A61F 2/4607](#)

Sheet 1 of 2 4,642,121

**A61F 2/4609****{of acetabular cups}****Special rules of classification**Illustrative example of subject matter classified in [A61F 2/4609](#)

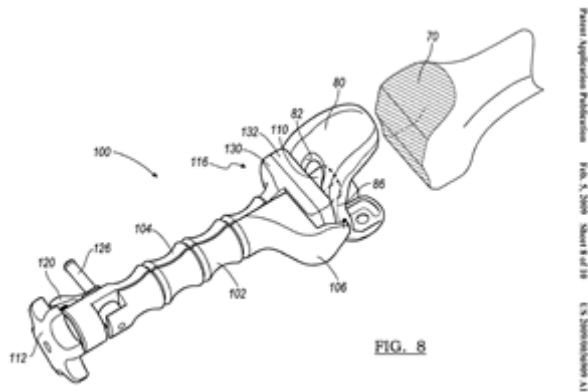
2900328

8 / 12



**A61F 2/461**

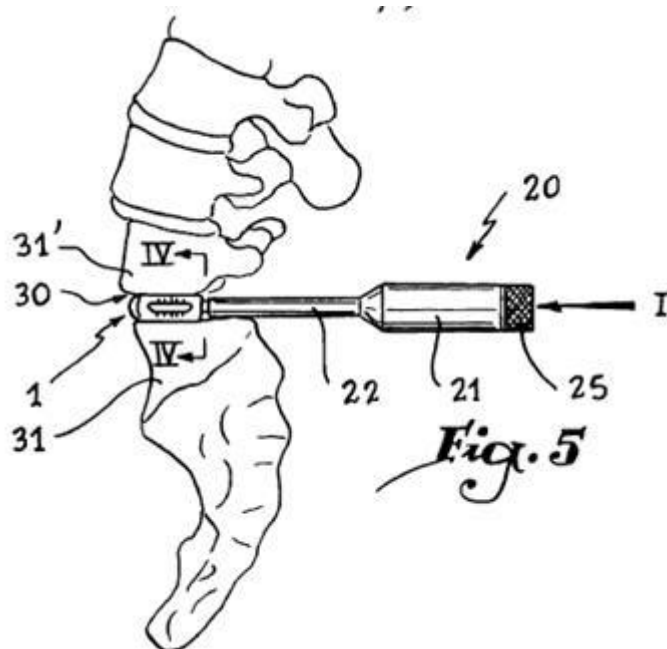
{of knees}

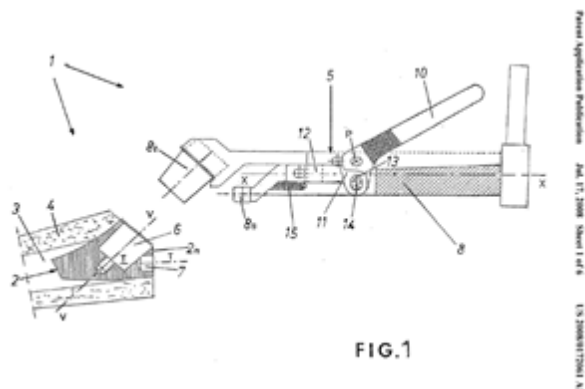
**Special rules of classification**Illustrative example of subject matter classified in [A61F 2/461](#)

Patent Application Publication  
 Pub. No. 2009/0100000 A1  
 Sheet 8 of 10  
 US 2009/0100000 A1

**A61F 2/4611**

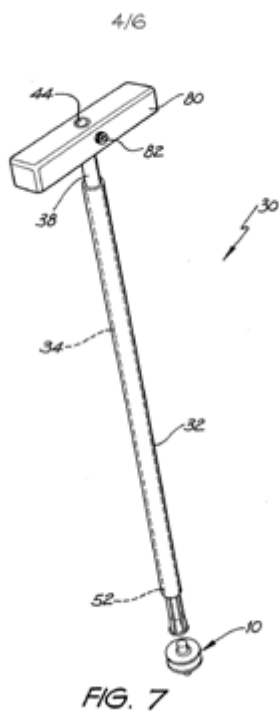
{of spinal prostheses}

**Special rules of classification**Illustrative example of subject matter classified in [A61F 2/4611](#)

**A61F 2/4612****{of shoulders}****Special rules of classification**Illustrative example of subject matter classified in [A61F 2/4612](#)**A61F 2/4614****{of plugs for sealing a cement-receiving space}****Special rules of classification**Illustrative example of subject matter classified in [A61F 2/4614](#)

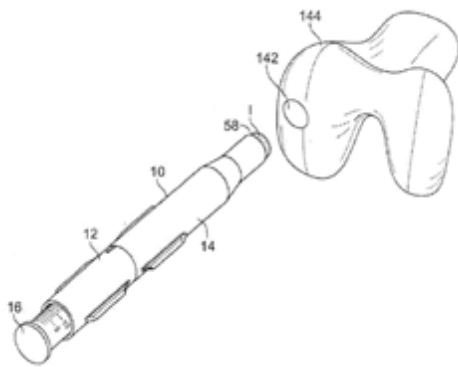
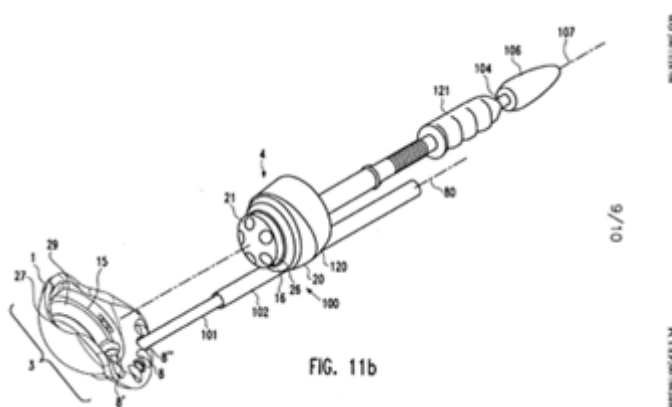
WO 03/055941

PCT/NZ03/00013



**A61F 2/4618****{of cartilage}****Special rules of classification**Illustrative example of subject matter classified in [A61F 2/4618](#)

Patent Application Publication Nov. 18, 2010 Sheet 19 of 21 US 2010/0292704 A1

**A61F 2/4637****{for connecting or disconnecting two parts of a prosthesis}****Special rules of classification**Illustrative example of subject matter classified in [A61F 2/4637](#)

For the concerned anatomical joint, as additional information, a classification symbol in [A61F 2/30](#) - [A61F 2/44](#) is given.

**A61F 2/4644**

{Preparation of bone graft, bone plugs or bone dowels, e.g. grinding or milling bone material (bone material [A61F 2/28](#); disintegrating or milling devices [B02C](#))}

**References****Limiting references**

*This place does not cover:*

|   |                              |
|---|------------------------------|
| Surgical bone cutting instruments for harvesting bone graft | <a href="#">A61B 17/1635</a> |
|---|------------------------------|

**Informative references**

*Attention is drawn to the following places, which may be of interest for search:*

|                                   |                                 |
|-----------------------------------|---------------------------------|
| Bone prostheses                   | <a href="#">A61F 2/28</a>       |
| Bone as a prosthesis material     | <a href="#">A61F 2310/00359</a> |
| Disintegrating or milling devices | <a href="#">B02C</a>            |
| Cutting in general                | <a href="#">B26D</a>            |

**A61F 2/4657**

{Measuring instruments used for implanting artificial joints (for surgical instruments [A61B 90/06](#))}

**References****Informative references**

*Attention is drawn to the following places, which may be of interest for search:*

|                          |                            |
|--------------------------|----------------------------|
| For surgical instruments | <a href="#">A61B 90/06</a> |
|--------------------------|----------------------------|

**Special rules of classification**

For the concerned anatomical joint, as additional information, a classification symbol in [A61F 2/30](#) - [A61F 2/44](#) is given.

**A61F 2/4675**

{for cleaning or coating bones, e.g. bone cavities, prior to endoprosthesis implantation or bone cement introduction (for cleaning teeth cavities [A61C 17/00](#); irrigators [A61M 3/02](#))}

**References****Informative references**

*Attention is drawn to the following places, which may be of interest for search:*

|                             |                            |
|-----------------------------|----------------------------|
| For cleaning teeth cavities | <a href="#">A61C 17/00</a> |
| Irrigators                  | <a href="#">A61M 3/02</a>  |

**A61F 2/468**

**{Testing instruments for artificial joints (for testing non-implantable prostheses [A61F 2/76](#))}**

**References****Informative references**

*Attention is drawn to the following places, which may be of interest for search:*

|  |                           |
|--|---------------------------|
| For testing non-implantable prostheses   | <a href="#">A61F 2/76</a> |
| Investigating strength properties of solid materials by application of mechanical stress | <a href="#">G01N 3/00</a> |

**Special rules of classification**

For the concerned anatomical joint, as additional information, a classification symbol in [A61F 2/30](#) - [A61F 2/44](#) is given.

**A61F 2/4684**

**{Trial or dummy prostheses}**

**Special rules of classification**

For the concerned anatomical joint, as additional information, a classification symbol in [A61F 2/30](#) - [A61F 2/44](#) is given.

**A61F 2/50**

**Prostheses not implantable in the body {(closure means for urethra or rectum or for artificial body openings therefor [A61F 2/0004](#))}**

**Definition statement**

*This place covers:*

Prostheses, i.e. artificial substitutes or replacements for parts of the body, which are NOT implantable in the body, as well as fitting and attaching measures for such devices.

**References****Limiting references**

*This place does not cover:*

|  |                             |
|--|-----------------------------|
| Closure means for urethra or rectum or for artificial body openings therefor | <a href="#">A61F 2/0004</a> |
|--|-----------------------------|

**Informative references**

*Attention is drawn to the following places, which may be of interest for search:*

|                     |   |
|---------------------|---|
| Implantable devices | <a href="#">A61F 2/01</a> , <a href="#">A61F 2/02</a> |
| Bone stump          | <a href="#">A61F 2/2814</a>                           |
| Orthopaedic devices | <a href="#">A61F 5/01</a>                             |
| Brassieres          | <a href="#">A41C 3/00</a>                             |

|                                 |                             |
|---------------------------------|-----------------------------|
| Program-controlled manipulators | <a href="#">B25J 9/00</a>   |
| Exoskeleton                     | <a href="#">B25J 9/0006</a> |
| Gripping heads                  | <a href="#">B25J 15/00</a>  |
| Joints                          | <a href="#">B25J 17/00</a>  |
| Arms                            | <a href="#">B25J 18/00</a>  |

### Special rules of classification

Designing or making customized prostheses, e.g. using templates, finite-element analysis or CAD-CAM techniques: [A61F 2/5046](#)

Prostheses which are not implantable; e.g. upper and lower artificial limbs, or mammary prostheses: [A61F 2/54](#), [A61F 2/60](#), [A61F 2/52](#)

Operating or control means for such prostheses: [A61F 2/68](#)

Means for assembling, fitting or testing prostheses: [A61F 2/76](#)

Means for attaching such prostheses to the body: [A61F 2/78](#)

Note: Additional information is classified under [A61F 2/50](#) - [A61F 2/80](#).

### **A61F 2002/5003**

{having damping means, e.g. shock absorbers}

### References

#### Informative references

*Attention is drawn to the following places, which may be of interest for search:*

|   |                                 |
|---|---------------------------------|
| Special structural features of bone or joint prostheses having elastic means or damping means, different from springs | <a href="#">A61F 2002/30563</a> |
|---|---------------------------------|

### **A61F 2002/5007**

{having elastic means different from springs, e.g. including an elastomeric insert}

### References

#### Informative references

*Attention is drawn to the following places, which may be of interest for search:*

|   |                                |
|---|--------------------------------|
| Coating or prosthesis-covering structure made of elastic material, e.g. of elastomer  | <a href="#">A61F 2002/3007</a> |
| Prostheses not implantable in the body having spring elements   | <a href="#">A61F 2002/5072</a> |
| Prosthetic feet non-implantable in the body having a plate-like or strip-like spring element, e.g. an energy-storing cantilever spring keel | <a href="#">A61F 2002/6657</a> |

**A61F 2002/5013****{filled with particles}****References****Informative references***Attention is drawn to the following places, which may be of interest for search:*

|   |                                 |
|---|---------------------------------|
| Special structural features of bone or joint prostheses implantable into the body having a pocket filled with solid particles | <a href="#">A61F 2002/30588</a> |
|---|---------------------------------|

**A61F 2002/5016****{adjustable}****References****Informative references***Attention is drawn to the following places, which may be of interest for search:*

|  |                                 |
|--|---------------------------------|
| Adjustable prosthetic joints implantable into the body | <a href="#">A61F 2002/30537</a> |
|--|---------------------------------|

**A61F 2002/502****{for adjusting length}****References****Informative references***Attention is drawn to the following places, which may be of interest for search:*

|  |                                |
|--|--------------------------------|
| Special structural features of bone or joint prostheses for adjusting length | <a href="#">A61F 2002/3055</a> |
|--|--------------------------------|

**A61F 2002/5033****{for adjusting damping}****References****Informative references***Attention is drawn to the following places, which may be of interest for search:*

|   |                                |
|---|--------------------------------|
| Prostheses not implantable in the body having damping means, e.g. shock absorbers | <a href="#">A61F 2002/5003</a> |
|---|--------------------------------|



**A61F 2002/5038****{Hinged joint, e.g. with transverse axle restricting the movement}****References****Informative references***Attention is drawn to the following places, which may be of interest for search:*

|   |                                 |
|---|---------------------------------|
| Prosthetic implantable hinged joint, e.g. with transverse axle restricting the movement | <a href="#">A61F 2002/30624</a> |
|---|---------------------------------|

**A61F 2002/5066****{Muscles}****References****Informative references***Attention is drawn to the following places, which may be of interest for search:*

|  |                                |
|--|--------------------------------|
| Artificial muscles implantable into the body | <a href="#">A61F 2002/0894</a> |
|--|--------------------------------|

**A61F 2002/5067****{having rolling elements between articulating surfaces}****References****Informative references***Attention is drawn to the following places, which may be of interest for search:*

|   |                                 |
|---|---------------------------------|
| Features concerning the anatomical functioning or articulation of the implantable prosthetic joint having rolling elements between both articulating surfaces | <a href="#">A61F 2002/30639</a> |
|---|---------------------------------|

**A61F 2002/5072****{having spring elements}****References****Informative references***Attention is drawn to the following places, which may be of interest for search:*

|  |                                 |
|--|---------------------------------|
| Connections or couplings between prosthetic parts locked by spring biased locking mechanism                              | <a href="#">A61F 2002/30505</a> |
| Implantable bone or joint prostheses having special structural features such as spring elements                          | <a href="#">A61F 2002/30565</a> |
| Prostheses not implantable in the body having elastic means different from springs, e.g. including an elastomeric insert | <a href="#">A61F 2002/5007</a>  |

**A61F 2002/5081****{Additional features}****References****Informative references***Attention is drawn to the following places, which may be of interest for search:*

|   |                                 |
|---|---------------------------------|
| Special structural features of implantable bone or joint prostheses | <a href="#">A61F 2002/30535</a> |
|---|---------------------------------|

**A61F 2002/5084****{telescopic}****References****Informative references***Attention is drawn to the following places, which may be of interest for search:*

|   |                               |
|---|-------------------------------|
| Prostheses not implantable in the body for adjusting length | <a href="#">A61F 2002/502</a> |
|---|-------------------------------|

**A61F 2002/509****{specially designed for children, e.g. having means for adjusting to their growth}****References****Informative references***Attention is drawn to the following places, which may be of interest for search:*

|   |                                |
|---|--------------------------------|
| Implant or prostheses properties specially designed for children, e.g. having means for adjusting to their growth | <a href="#">A61F 2250/0082</a> |
|---|--------------------------------|

**A61F 2002/5092****{Identification means}****References****Informative references***Attention is drawn to the following places, which may be of interest for search:*

|  |                                |
|--|--------------------------------|
| Implant or prostheses properties with identification means; Administration of patients | <a href="#">A61F 2250/0085</a> |
|--|--------------------------------|

**A61F 2002/5093****{Tendon- or ligament-replacing cables}****References****Informative references***Attention is drawn to the following places, which may be of interest for search:*

|   |                           |
|---|---------------------------|
| Prostheses implantable into muscles, tendons or ligaments | <a href="#">A61F 2/08</a> |
|---|---------------------------|

**A61F 2002/5096****{Ball-and-socket joints}****References****Informative references***Attention is drawn to the following places, which may be of interest for search:*

|   |                                 |
|---|---------------------------------|
| Features concerning the anatomical functioning or articulation of the implantable prosthetic ball-and-socket joints | <a href="#">A61F 2002/30649</a> |
|---|---------------------------------|

**A61F 2002/6863****{magnetic}****References****Informative references***Attention is drawn to the following places, which may be of interest for search:*

|   |                                 |
|---|---------------------------------|
| Magnetic properties of materials and coating materials of implantable prosthetic joints | <a href="#">A61F 2002/30079</a> |
|---|---------------------------------|

**A61F 2002/6872****{attached and mechanically operated by remaining muscle}****References****Informative references***Attention is drawn to the following places, which may be of interest for search:*

|   |                           |
|---|---------------------------|
| Bioelectric control of prostheses not implantable in the body, e.g. myoelectric | <a href="#">A61F 2/72</a> |
|---|---------------------------|

**A61F 2002/705****{Electromagnetic data transfer}****References****Informative references***Attention is drawn to the following places, which may be of interest for search:*

|   |                                |
|---|--------------------------------|
| Means for transferring electromagnetic energy to implants for data transfer | <a href="#">A61F 2250/0002</a> |
|---|--------------------------------|

**A61F 2/72****Bioelectric control, e.g. myoelectric****Relationships with other classification places**

The bioelectrical control may be in response to physiological signals or parameters recorded from the body as found in [A61B 5/389](#) or [A61B 5/4851](#).

**References****Informative references***Attention is drawn to the following places, which may be of interest for search:*

|  |                            |
|--|----------------------------|
| Detecting, measuring or recording bioelectric signals of the body or parts thereof | <a href="#">A61B 5/24</a>  |
| Electromyography   | <a href="#">A61B 5/389</a> |

**A61F 2002/7605****{for assembling by heating}****References****Informative references***Attention is drawn to the following places, which may be of interest for search:*

|   |                               |
|---|-------------------------------|
| Special tools or methods for implanting or extracting artificial joints using heating means | <a href="#">A61F 2002/465</a> |
|---|-------------------------------|

**A61F 2002/761****{for assembling by cooling}****References****Informative references***Attention is drawn to the following places, which may be of interest for search:*

|   |                                |
|---|--------------------------------|
| Special tools or methods for implanting or extracting artificial joints using cooling means | <a href="#">A61F 2002/4653</a> |
|---|--------------------------------|

**A61F 2002/7615****{Measuring means}****References****Informative references***Attention is drawn to the following places, which may be of interest for search:*

|   |                             |
|---|-----------------------------|
| Measuring instruments used for implanting artificial joints | <a href="#">A61F 2/4657</a> |
|---|-----------------------------|

**A61F 2002/7695****{Means for testing non-implantable prostheses}****References****Informative references***Attention is drawn to the following places, which may be of interest for search:*

|   |                               |
|---|-------------------------------|
| Testing instruments for artificial joints | <a href="#">A61F 2/468</a>    |
| Means for testing implantable prostheses  | <a href="#">A61F 2240/008</a> |

**A61F 2/78****Means for protecting prostheses or for attaching them to the body, e.g. bandages, harnesses, straps, or stockings for the limb stump****References****Informative references***Attention is drawn to the following places, which may be of interest for search:*

|   |                                |
|---|--------------------------------|
| Heating or cooling appliances for medical or therapeutic treatment of stumps after amputation | <a href="#">A61F 2007/0051</a> |
|---|--------------------------------|

**Special rules of classification**

Prosthetic liners or sockets with a heating or cooling function should also be classified under [A61F 2007/0051](#) as Additional Information.

**A61F 2002/7806****{using adhesive means}****References****Informative references***Attention is drawn to the following places, which may be of interest for search:*

|   |                                 |
|---|---------------------------------|
| Connections or couplings between implantable prosthetic parts using adhesives | <a href="#">A61F 2002/30448</a> |
|---|---------------------------------|

**A61F 2002/7818****{Stockings or socks for the limb stump}****References****Informative references***Attention is drawn to the following places, which may be of interest for search:*

|   |                                |
|---|--------------------------------|
| Cosmetic coverings for prostheses not implantable in the body | <a href="#">A61F 2002/5001</a> |
|---|--------------------------------|

**A61F 2002/7862****{Harnesses or straps}****References****Informative references***Attention is drawn to the following places, which may be of interest for search:*

|  |                                 |
|--|---------------------------------|
| Connections or couplings between implantable prosthetic parts, retained or tied with a rope, string, thread, wire or cable | <a href="#">A61F 2002/30462</a> |
|--|---------------------------------|

**A61F 2002/7875****{with releasable ratchets or pegs}****References****Informative references***Attention is drawn to the following places, which may be of interest for search:*

|  |                                 |
|--|---------------------------------|
| Connections or couplings between implantable prosthetic parts, made by longitudinally pushing a protrusion into a complementarily-shaped recess, e.g. held by friction fit | <a href="#">A61F 2002/30331</a> |
| Snap connection between implantable prosthetic parts locked by an additional locking mechanism such as a snap connection   | <a href="#">A61F 2002/305</a>   |

**A61F 2002/7881****{using hook and loop-type fasteners}****References****Informative references***Attention is drawn to the following places, which may be of interest for search:*

|  |                                 |
|--|---------------------------------|
| Connections or couplings between implantable prosthetic parts using hook and loop-type fasteners | <a href="#">A61F 2002/30467</a> |
|--|---------------------------------|

## A61F 2/82

Devices providing patency to, or preventing collapsing of, tubular structures of the body, e.g. stents (stent-grafts for tubular structures of the body other than blood vessels [A61F 2/04](#); stent-grafts for blood vessels [A61F 2/07](#))

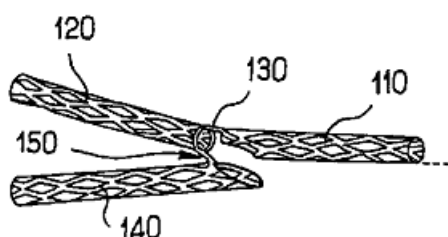
### Definition statement

*This place covers:*

Stents with tubular structures deployed within a stenosis in order to widen and support the vessel. The stent is usually made from a rigid material like metal or polymer.

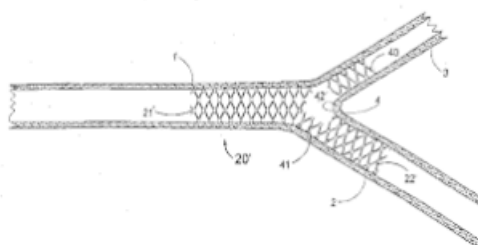
Illustrative examples of subject matter classified in this place:

1.



[A61F 2/82](#) (stents), [A61F 2002/065](#), [A61F 2002/828](#) (means for connecting a plurality of stents).

2.



[A61F 2/82](#) (stents), [A61F 2002/067](#), [A61F 2002/828](#), [A61F 2/856](#): when it is not clear if there is a portal or if there are two stents connected, both possibilities are to be classified.

### References

#### Limiting references

*This place does not cover:*

|  |                           |
|--|---------------------------|
| Stent-grafts for tubular structures of the body other than blood vessels | <a href="#">A61F 2/04</a> |
| Stent-grafts for blood vessels   | <a href="#">A61F 2/07</a> |

#### Application-oriented references

*Examples of places where the subject matter of this place is covered when specially adapted, used for a particular purpose, or incorporated in a larger system:*

|  |                           |
|--|---------------------------|
| Instruments specially adapted for placement or removal of stents or stent grafts | <a href="#">A61F 2/95</a> |
|--|---------------------------|

**Informative references**

Attention is drawn to the following places, which may be of interest for search:

|   |                              |
|---|------------------------------|
| Surgical instruments, devices or methods, e.g. tourniquets, for closing wounds or holding wounds closed | <a href="#">A61B 17/00</a>   |
| Materials for other surgical articles, e.g. stents  | <a href="#">A61L 31/00</a>   |
| Urethral catheters  | <a href="#">A61M 25/0017</a> |
| Dilators  | <a href="#">A61M 29/00</a>   |
| Coating by spraying   | <a href="#">B05B 17/00</a>   |
| Bending sheets of metals for making tubes   | <a href="#">B21D 5/10</a>    |
| Wire-working in the manufacture of medical instruments, e.g. stents                                     | <a href="#">B21F 45/008</a>  |
| Working by laser beam, e.g. welding, cutting or boring  | <a href="#">B23K 26/00</a>   |
| Moulds or cores   | <a href="#">B29C 33/00</a>   |
| Injection moulding  | <a href="#">B29C 45/00</a>   |
| Etching metallic material by chemical means   | <a href="#">C23F 1/00</a>    |
| Electroplating tubes  | <a href="#">C25D 7/04</a>    |
| Stent braiding  | <a href="#">D04C 1/00</a>    |

**Special rules of classification**

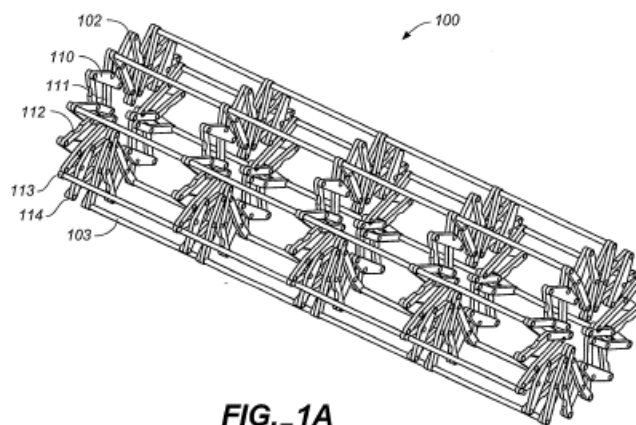
Additional information for stents is classified in breakdown codes [A61F 2002/821](#) - [A61F 2002/828](#) when appropriate.

**A61F 2/844**

**folded prior to deployment**

**Special rules of classification**

Illustrative example of subject matter classified in [A61F 2/844](#)



**FIG. 1A**

WO 03/018100

2 / 14

PCT/US02/7067



CLXVa. [A61F 2/848](#)

having means for fixation to the vessel wall, e.g. barbs

The following additional information is given to stents when appropriate:

|                                      |                                |
|--------------------------------------|--------------------------------|
| Barbs                                | <a href="#">A61F 2002/8483</a> |
| provided on at least one of the ends | <a href="#">A61F 2002/8486</a> |

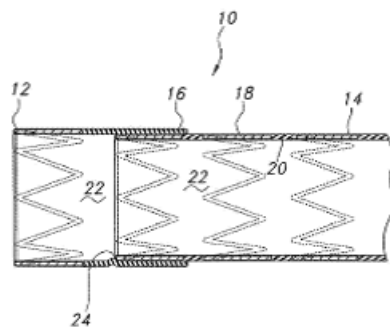
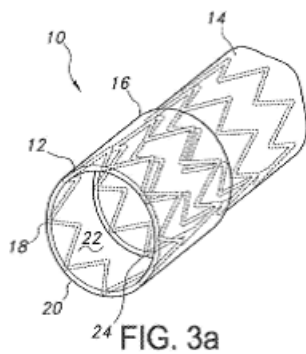
## A61F 2/852

### Two or more distinct overlapping stents

#### Special rules of classification

Illustrative example of subject matter classified in [A61F 2/852](#)

Patent Application Publication Nov. 22, 2012 Sheet 2 of 4 US 2012/0296406 A1



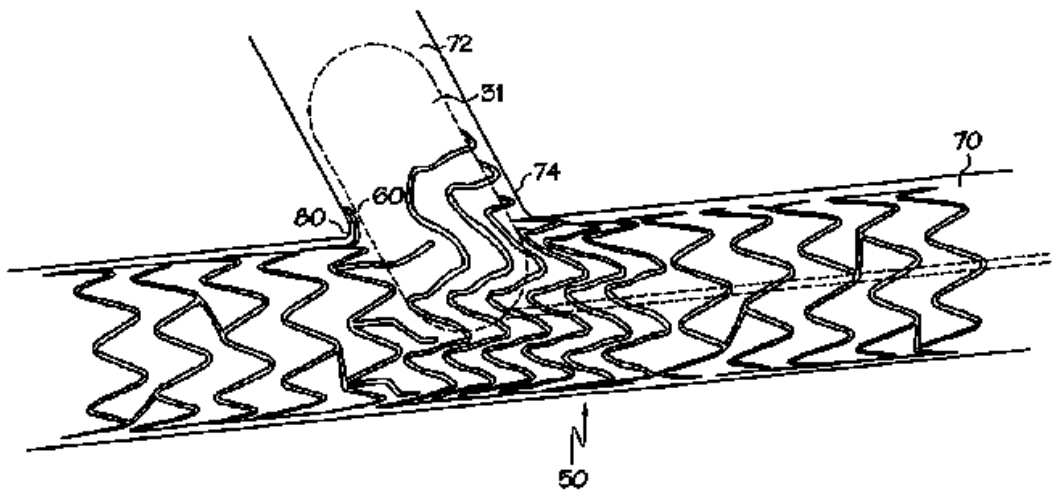
A61F 2/856

Single tubular stent with a side portal passage

Definition statement

*This place covers:*

Single tubular stent with a passage in side of the stent for allowing access to secondary lumen (see passage 60 in the example drawing).



References

Limiting references

*This place does not cover:*

|   |                               |
|---|-------------------------------|
| Stents or stent-grafts having a Y-shape | <a href="#">A61F 2002/065</a> |
|---|-------------------------------|

A61F 2/88

the wire-like elements formed as helical or spiral coils

References

Informative references

*Attention is drawn to the following places, which may be of interest for search:*

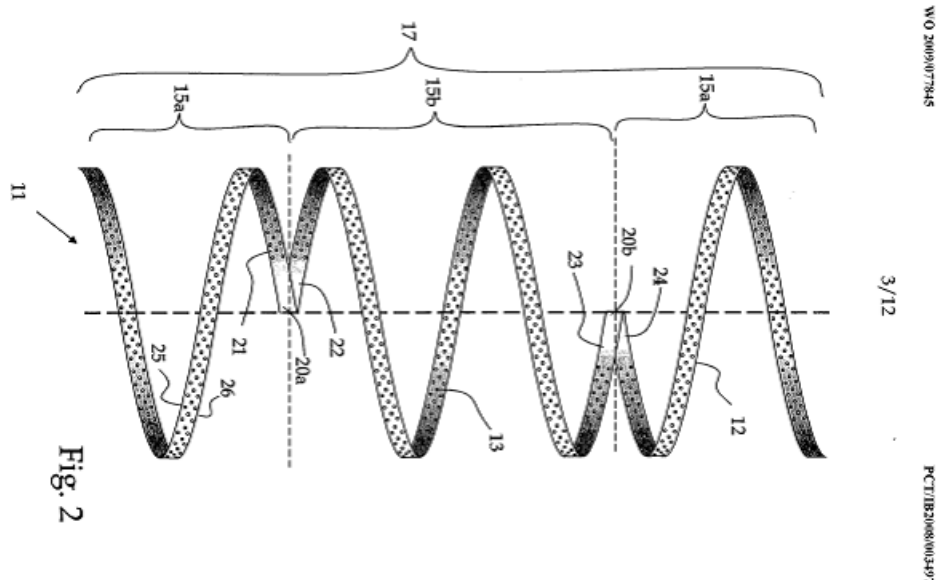
|   |                           |
|---|---------------------------|
| Stents in a form characterised by a net-like or mesh-like structure | <a href="#">A61F 2/90</a> |
|---|---------------------------|

**A61F 2/885**

{comprising a coil including a plurality of spiral or helical sections with alternate directions around a central axis}

**Special rules of classification**

Illustrative example of subject matter classified in [A61F 2/885](#)

**A61F 2/89**

the wire-like elements comprising two or more adjacent rings flexibly connected by separate members

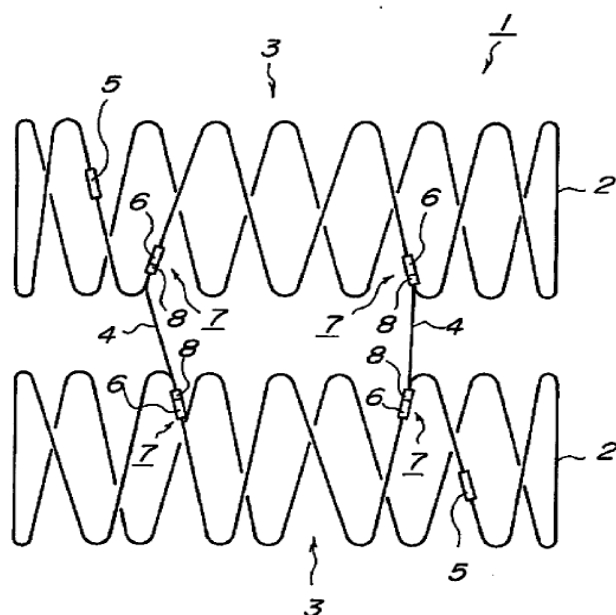
**Definition statement**

*This place covers:*

Single, discrete rings joined by a connector.

## Definition statement

Stent rings which are connected in order to allow flexibility of the whole structure (see connectors (4) between stent rings (2) in the example drawing).



WO 01/24735

PCT/US00/27075

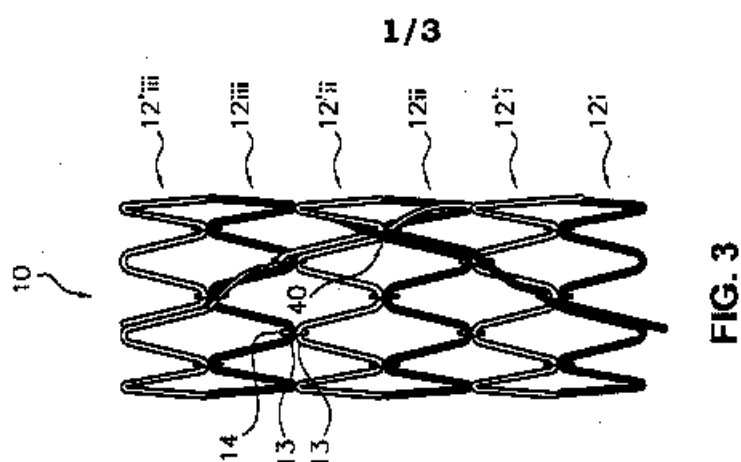


FIG. 3

## References

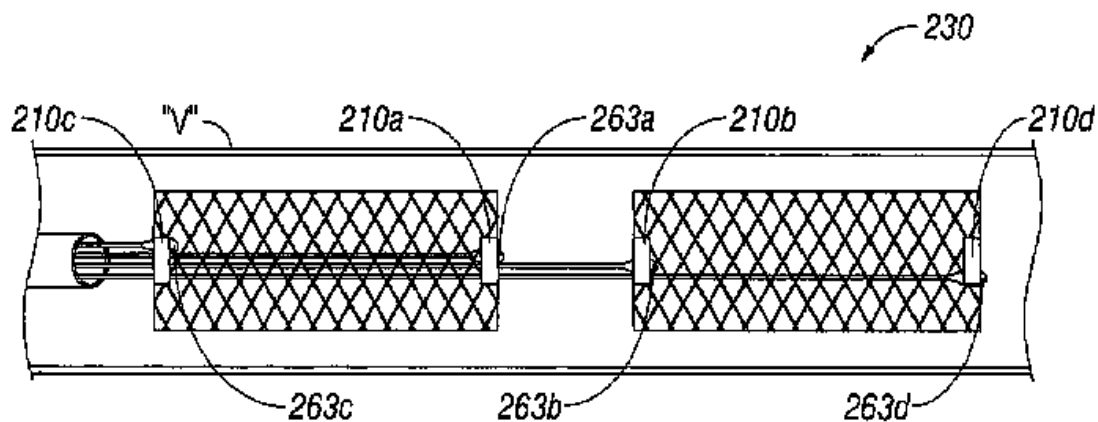
## Limiting references

*This place does not cover:*

|  |                               |
|--|-------------------------------|
| Stent-grafts   | <a href="#">A61F 2/07</a>     |
| Means for connecting a plurality of stents allowing flexibility of the whole structure | <a href="#">A61F 2002/828</a> |
| Stents having meander bands being connected to each other by struts                    | <a href="#">A61F 2/915</a>    |

Illustrative example of a document classified in [A61F 2002/828](#) and not [A61F 2/89](#) to demonstrate the difference between both groups:

US2009/0254164 A




**FIG. 9B**

[A61F 2002/828](#) : Stents must be "standing alone" structures (in the absence of the connector, they would still accomplish their supporting function). Do not give [A61F 2250/006](#) "modular" if they are joined (single structure).

Illustrative example of a document classified in [A61F 2/915](#) and not [A61F 2/89](#) to demonstrate the difference between both groups:

US2009105809



**FIG. 1C**

### Special rules of classification

The following additional information is given to stents when appropriate:

|                                      |                                |
|--------------------------------------|--------------------------------|
| Frangible connectors                 | <a href="#">A61F 2250/0071</a> |
| Biodegradable covering or connection | <a href="#">A61F 2210/0004</a> |

**A61F 2/90**

characterised by a net-like or mesh-like structure

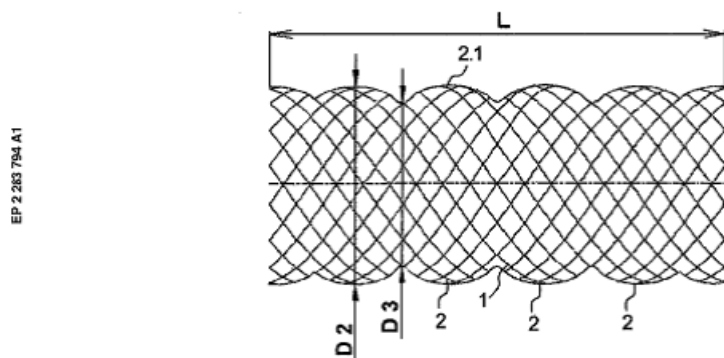
**References****Informative references**

Attention is drawn to the following places, which may be of interest for search:

|                       |                           |
|-----------------------|---------------------------|
| Woven tubular fabrics | <a href="#">D03D 3/02</a> |
|-----------------------|---------------------------|

**Special rules of classification**

Illustrative example of subject matter classified in [A61F 2/90](#)

**Synonyms and Keywords**

In patent documents, the following words/expressions are often used as synonyms:

- "net", "net-like", "mesh" and "mesh-like"

**A61F 2/91**

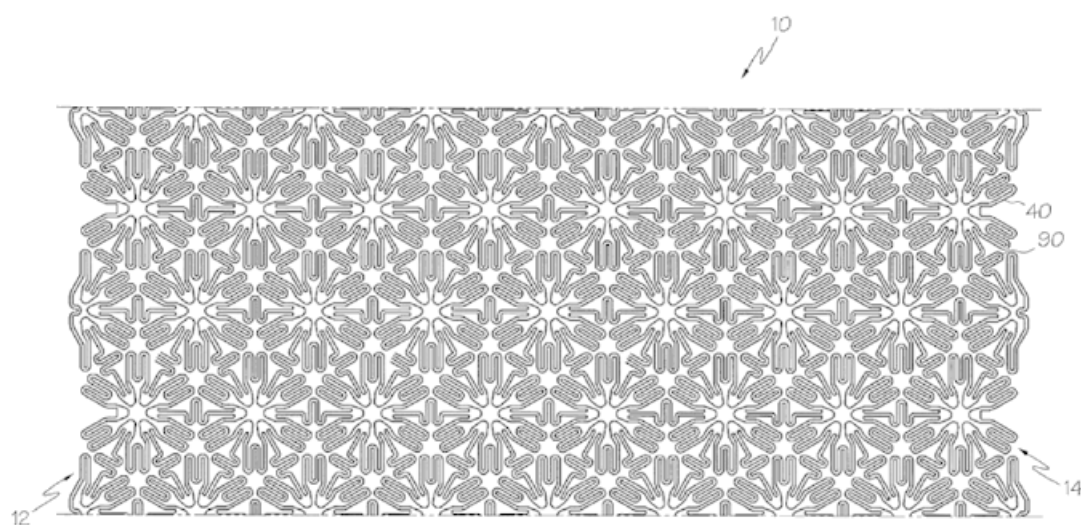
**made from perforated sheets or tubes, e.g. perforated by laser cuts or etched holes**

**Definition statement**

*This place covers:*

Net- or mesh-like stents made from perforated sheet material or tubes. Perforated sheet material or tubes are created by methods including, for example, laser cutting, etching or some other techniques.

Illustrative example of subject matter classified in this place:



## A61F 2/915

with bands having a meander structure, adjacent bands being connected to each other

### Definition statement

*This place covers:*

Stents having a meander or wave-like pattern. The stent comprises several meander bands. Each meander band forms peaks and troughs. The bands are connected to each other by struts (see connector 50 between bands 40 and 60 in the example drawing) or directly connected without struts.

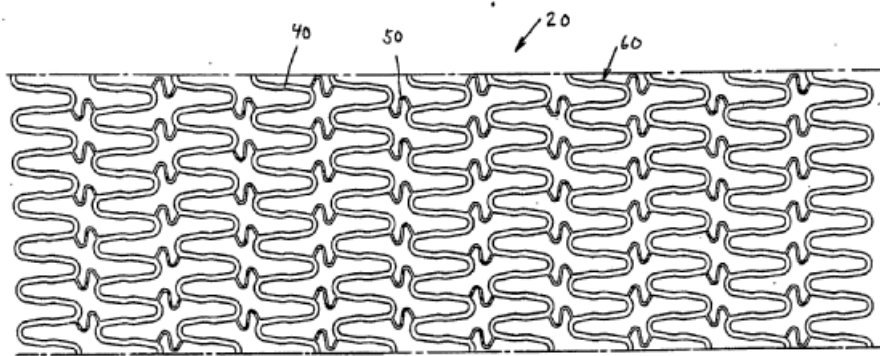


FIG. 10

### Special rules of classification

The meander structure receives further additional classification:

The meander having a difference in amplitude along the band: [A61F 2002/91508](#)

The meander having a change in frequency along the band: [A61F 2002/91516](#)

Within the whole structure different bands showing different meander characteristics, e.g. frequency or amplitude: [A61F 2002/91525](#)

Characterised by the phase between adjacent bands: [A61F 2002/91533](#)

Adjacent bands are arranged out of phase: [A61F 2002/91541](#)

Adjacent bands being connected to each other: [A61F 2002/9155](#)

Adjacent bands being connected peak to peak, i.e. bridge with each end connected to a convex side of an apex: [A61F 2002/91558](#)

Adjacent bands being connected trough to trough, i.e. bridge with each end connected to a concave side of an apex: [A61F 2002/91566](#)

Adjacent bands being connected peak to trough, i.e. bridge with one end connected to a convex side of an apex and with the other end connected to a concave side of an apex: [A61F 2002/91575](#)

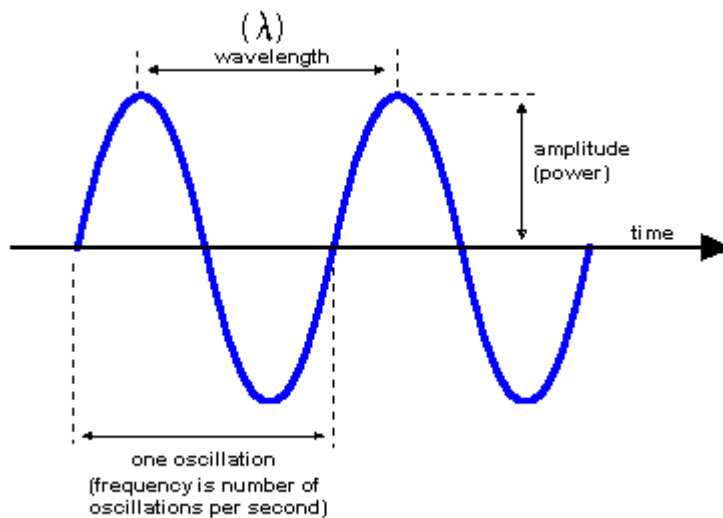
Adjacent bands being connected by a bridge, whereby at least one of its ends is connected along the length of a strut between two consecutive apices within a band: [A61F 2002/91583](#)



Locking connectors, e.g. using male-female connections: [A61F 2002/91591](#)

## Glossary of terms

*In this place, the following terms or expressions are used with the meaning indicated:*



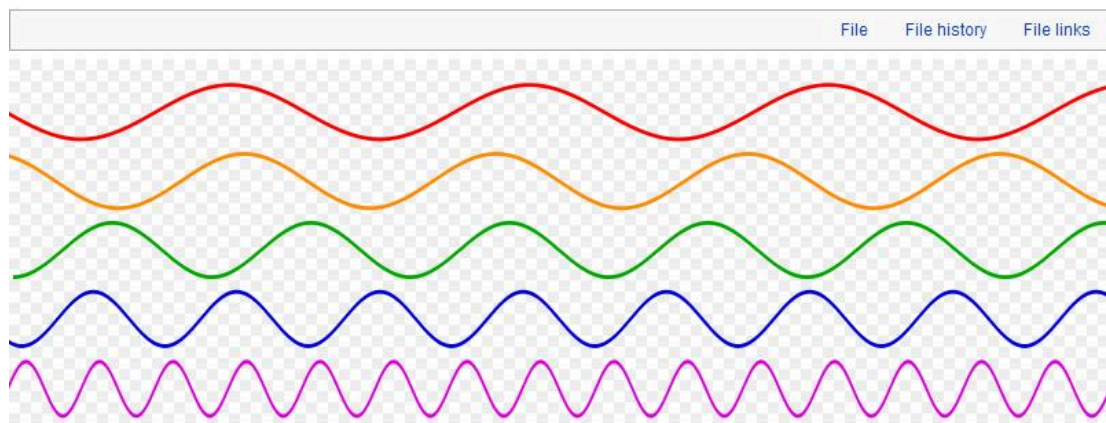
An amplitude is:

Frequency:

Sinusoidal waves of various frequencies; the bottom waves have higher frequencies than those above. The horizontal axis represents time.

### File:Sine waves different frequencies.svg

From Wikipedia, the free encyclopedia



## A61F 2/92

**Stents in the form of a rolled-up sheet expanding after insertion into the vessel {, e.g. with a spiral shape in cross-section}**

## Synonyms and Keywords

*In patent documents, the following words/expressions are often used as synonyms:*

- "rolled-up" and "coiled"

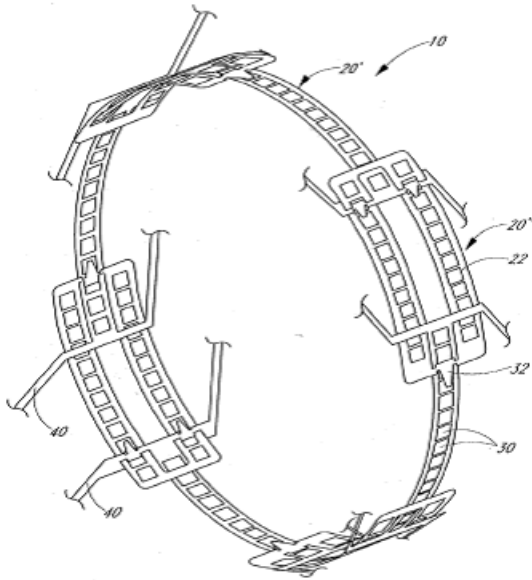
**A61F 2/93**

**circumferentially expandable by using ratcheting locks**

**Special rules of classification**

Illustrative example of subject matter classified in [A61F 2/93](#)

Patent Application Publication Oct. 23, 2003 Sheet 3 of 17 US 2003/0199969 A1



*FIG. 3*

**A61F 2/94**

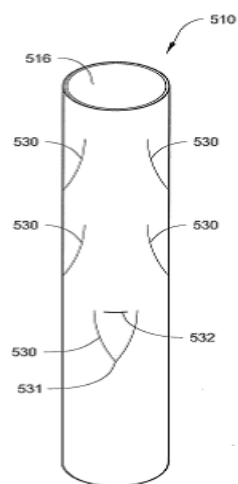
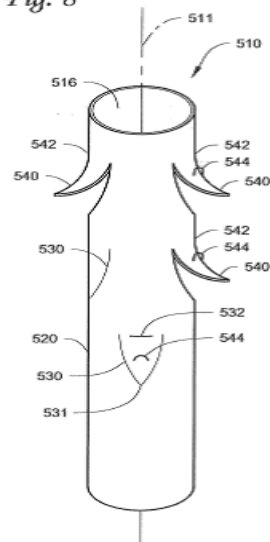
**Stents retaining their form, i.e. not being deformable, after placement in the predetermined place**

**Definition statement**

*This place covers:*

WO 2011/050234

PCT/US2010/053671

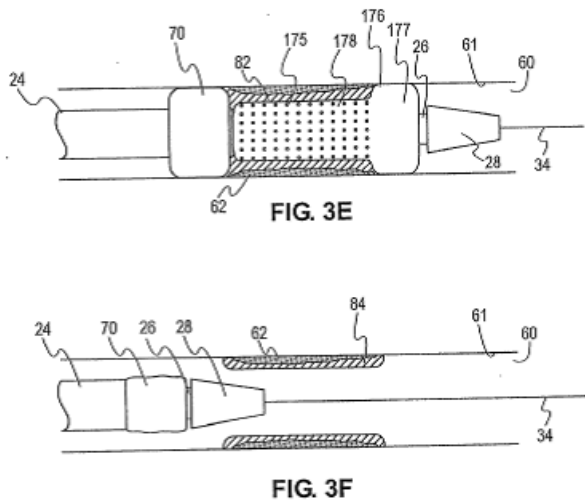
*Fig. 7**3/7 Fig. 8*

A61F 2/945

hardenable, e.g. stents formed in situ

Special rules of classification

Illustrative example of subject matter classified in [A61F 2/945](#)



WO 2006/136326

9/20

PCT/US2006/01885

A61F 2/95

Instruments specially adapted for placement or removal of stents or stent-grafts

References

Application-oriented references

Examples of places where the subject matter of this place is covered when specially adapted, used for a particular purpose, or incorporated in a larger system:

|   |                               |
|---|-------------------------------|
| Means for mounting a stent or stent-graft onto or into a placement instrument | <a href="#">A61F 2/9522</a>   |
| Instruments for placing occluding devices                                     | <a href="#">A61B 17/12022</a> |
| Handles for angioplasty balloon inflation                                     | <a href="#">A61M 25/1018</a>  |

Informative references

Attention is drawn to the following places, which may be of interest for search:

|   |                                |
|---|--------------------------------|
| Having retaining means other than an outer sleeve, e.g. male-female connector between stent or stent-graft and instrument | <a href="#">A61F 2002/9505</a> |
| The retaining means being filaments or wires  | <a href="#">A61F 2002/9511</a> |
| Handle assemblies therefor  | <a href="#">A61F 2/9517</a>    |

|   |   |
|---|---|
| For retrieval of stents or stent-grafts     | <a href="#">A61F 2002/9528</a>                              |
| For repositioning of stents or stent-grafts | <a href="#">A61F 2002/9534</a>                              |
| Closing wounds, or holding wounds closed    | <a href="#">A61B 17/04</a> -<br><a href="#">A61B 17/115</a> |
| Catheters; hollow probes                    | <a href="#">A61M 25/00</a>                                  |

## **A61F 2/954**

**for placing stents or stent-grafts in a bifurcation**

### **References**

#### **Limiting references**

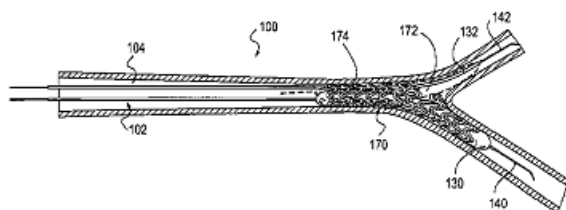
*This place does not cover:*

|   |                               |
|---|-------------------------------|
| Stents or stent-grafts having a Y-shape | <a href="#">A61F 2002/065</a> |
|---|-------------------------------|

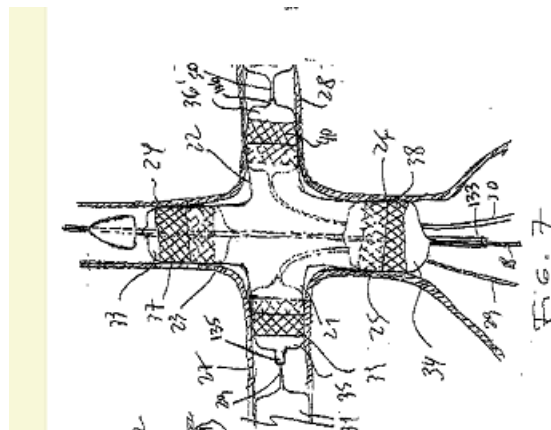
### **Special rules of classification**

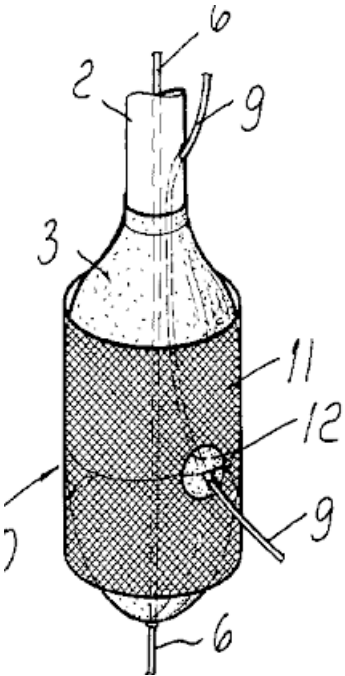
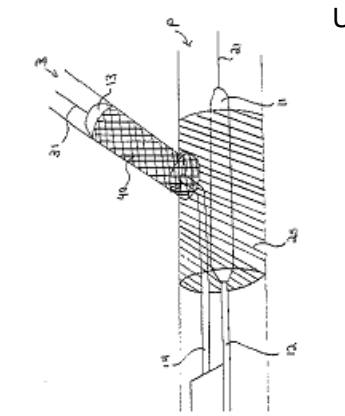
Illustrative examples of subject matter classified in [A61F 2/954](#)

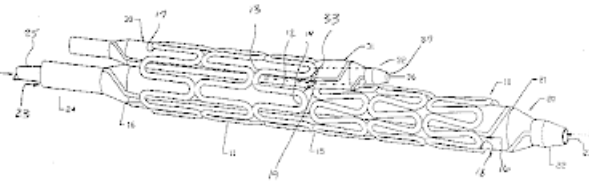
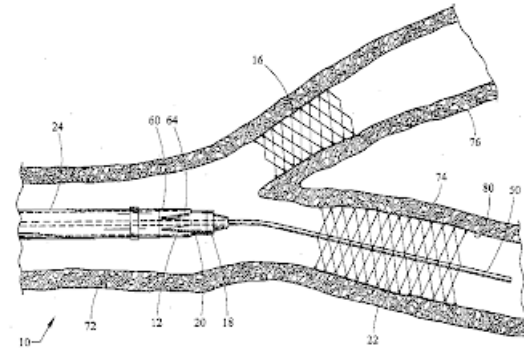
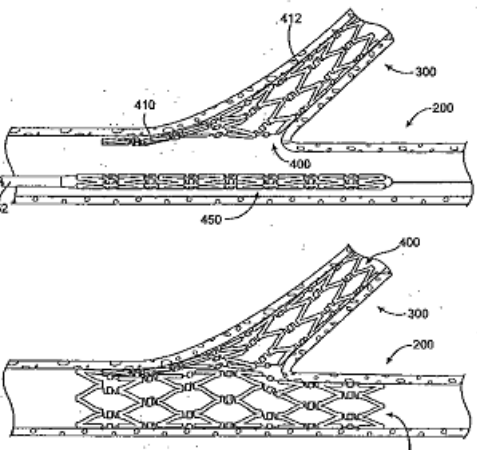
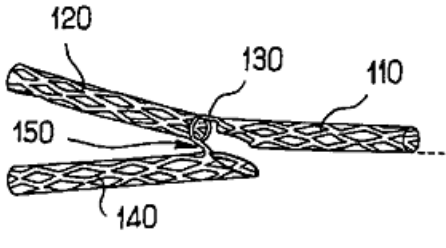
and in particular to point out the differences between stents and their delivery devices having a secondary lumen or bifurcation:

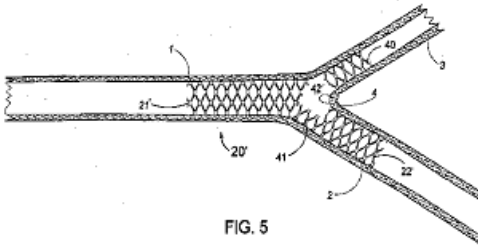


WO 02/056799



|   |   |
|---|---|
|   | <p>EP1031325 A</p> <p><a href="#">A61F 2/856</a> only if stent is not described<br/><a href="#">A61F 2/954</a> (class for delivery device for bifurcations)</p>   |
|  | <p>US2001/0003161</p> <p><a href="#">A61F 2/954</a>, <a href="#">A61F 2/856</a>,<br/><a href="#">A61F 2250/006</a> modular if further stents<br/>are applied NEVER <a href="#">A61F 2002/065</a><br/>These are not Y shaped</p> |

|   |   |
|---|---|
| <p>EP0904746</p>       | <p><a href="#">A61F 2/954</a>, <a href="#">A61F 2/856</a> eventually<br/><a href="#">A61F 2250/0039</a> (differing in diameter)</p>   |
|                        | <p><a href="#">A61F 2/954</a>, <a href="#">A61F 2/82</a>/low or <a href="#">A61F 2/82</a><br/>/low specific stent class or additional<br/>information <a href="#">A61F 2002/067</a> :This<br/>additional information can be given in<br/>exceptional cases like this one, where<br/>the vessel is Y shaped even though<br/>there are no 3 distinctive stents present.</p> |
|  <p>WO2006/036319</p> | <p><a href="#">A61F 2/856</a>, <a href="#">A61F 2/954</a>,<br/><a href="#">A61F 2002/821</a> (ostial) <a href="#">A61F 2/852</a><br/>(overlapping)</p>  |
|  <p>FR2733689</p>    | <p><a href="#">A61F 2/82</a> /low (specific stent class)<br/><a href="#">A61F 2002/065</a>, <a href="#">A61F 2002/828</a> (means<br/>for connecting a plurality of stents)</p>  |

|  |  |
|--|--|
|  <p>US5749825</p> | <p><a href="#">A61F 2/82</a> /low (specific stent class)<br/> <a href="#">A61F 2002/067</a>, <a href="#">A61F 2002/828</a>,<br/> <a href="#">A61F 2/856</a> :If it is not clear if there is a portal or if there are 2 stents connected, classify both possibilities</p> |
|--|--|

## A61F 2/958

Inflatable balloons for placing stents or stent-grafts

### Special rules of classification

|  |                                |
|--|--------------------------------|
| Means for holding the stent on the balloon, e.g. using protrusions, adhesives or an outer sleeve | <a href="#">A61F 2002/9583</a> |
| the means being inside the balloon   | <a href="#">A61F 2002/9586</a> |

## A61F 2/966

with relative longitudinal movement between outer sleeve and prosthesis, e.g. using a push rod

### Definition statement

*This place covers:*

Retractable outer sleeves

### Special rules of classification

|                                 |                                |
|---------------------------------|--------------------------------|
| with additional retaining means | <a href="#">A61F 2002/9665</a> |
|---------------------------------|--------------------------------|

## A61F 2/9662

{the middle portion of the stent or stent-graft is released first}

### Definition statement

*This place covers:*

The wording in the title "released" is regarded as "expanded", i.e. "the middle portion of the stent or stent-graft is expanded first"

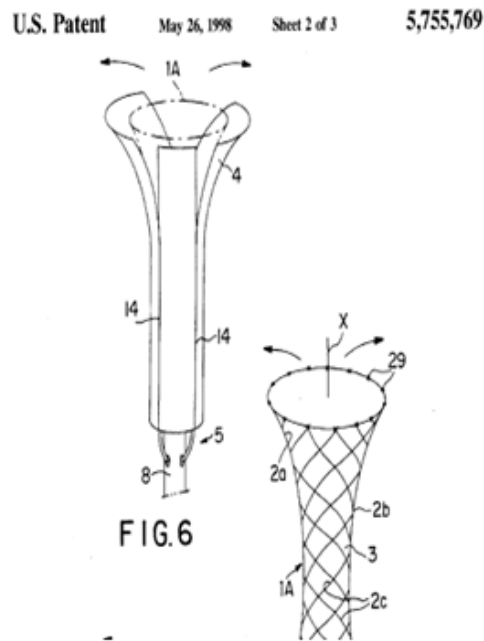


A61F 2/97

the outer sleeve being splittable

Definition statement

This place covers:



A61F 3/00

Lengthening pieces for natural legs

Definition statement

This place covers:

devices which are applied to natural legs for lengthening said legs, e.g. to compensate for a difference in length between the two legs of a user.

Relationships with other classification places

Artificial legs or feet or parts thereof: [A61F 2/60](#)

Shoe-like orthopaedic devices for protecting the feet against injuries after operations: [A61F 5/0195](#)

References

Limiting references

This place does not cover:

|                           |                            |
|---------------------------|----------------------------|
| Internal fixation devices | <a href="#">A61B 17/68</a> |
|---------------------------|----------------------------|

## A61F 4/00

**Methods or devices enabling patients or disabled persons to operate an apparatus or a device not forming part of the body**

### Definition statement

*This place covers:*

Methods or devices enabling invalids to operate a device which, otherwise, the person would not be able to, e.g. control of computers or ambulation devices like a wheel-chair.

### Relationships with other classification places

Chairs or personal conveyances specially adapted for disabled persons, e.g. wheelchairs: [A61G 5/00](#).

Input arrangements or combined input and output arrangements for interaction between user and computer: [G06F 3/01](#).

### References

#### Informative references

*Attention is drawn to the following places, which may be of interest for search:*

|  |                           |
|--|---------------------------|
| Operating or control means for prostheses implantable into the body                                    | <a href="#">A61F 2/48</a> |
| Operating or control means for prostheses not implantable in the body                                  | <a href="#">A61F 2/68</a> |
| Input arrangements or combined input and output arrangements for interaction between user and computer | <a href="#">G06F 3/01</a> |

## A61F 5/00

**Orthopaedic methods or devices for non-surgical treatment of bones or joints; Nursing devices (bandages, dressings or absorbent pads [A61F 13/00](#)) {; Anti-rape devices}**

### Definition statement

*This place covers:*

Orthopaedic methods or devices for non-surgical treatment of bones or joints, e.g. long-term immobilising or pressure directing devices for treating broken or deformed bones such as splints, casts or braces. Furthermore, it covers devices worn by the patient for reception of urine, faeces, catamenial or other discharge, e.g. colostomy devices. Also, devices for preventing snoring as well as for correcting stammering or stuttering are covered.

### Relationships with other classification places

Prostheses not implantable in the body: [A61F 2/50](#).

### References

#### Limiting references

*This place does not cover:*

|                                       |                            |
|---------------------------------------|----------------------------|
| Bandages, dressings or absorbent pads | <a href="#">A61F 13/00</a> |
|---------------------------------------|----------------------------|

**Informative references**

Attention is drawn to the following places, which may be of interest for search:

|  |                              |
|--|------------------------------|
| Closure means for urethra or rectum  | <a href="#">A61F 2/0004</a>  |
| Penile implants  | <a href="#">A61F 2/26</a>    |
| Operating or control means for external prostheses   | <a href="#">A61F 2/68</a>    |
| Pessaries  | <a href="#">A61F 6/08</a>    |
| Insoles for arch support   | <a href="#">A43B 7/14</a>    |
| Mattress underlays   | <a href="#">A47C 21/06</a>   |
| Devices for taking faeces samples  | <a href="#">A61B 10/0038</a> |
| Devices for taking sperm samples   | <a href="#">A61B 10/0058</a> |
| Devices for taking urine samples   | <a href="#">A61B 10/007</a>  |
| Surgical instruments or methods for treatment of bones or joints, devices specially adapted therefor | <a href="#">A61B 17/56</a>   |
| Massage of genitals  | <a href="#">A61H 19/00</a>   |
| Adhesive for colostomy devices   | <a href="#">A61L 24/00</a>   |
| Devices for preventing snoring by gas treatment  | <a href="#">A61M 16/00</a>   |
| Handcuffs  | <a href="#">E05B 75/00</a>   |

**A61F 5/02****Orthopaedic corsets****References****Informative references**

Attention is drawn to the following places, which may be of interest for search:

|                                   |                            |
|-----------------------------------|----------------------------|
| Arm-rests for use as writing aids | <a href="#">B43L 15/00</a> |
|-----------------------------------|----------------------------|

**A61F 5/03****Corsets or bandages for abdomen, teat or breast support, with or without pads****References****Informative references**

Attention is drawn to the following places, which may be of interest for search:

|               |                           |
|---------------|---------------------------|
| Trusses       | <a href="#">A61F 5/24</a> |
| Pressure pads | <a href="#">A61F 5/30</a> |
| Brassieres    | <a href="#">A41C 3/00</a> |

**A61F 5/14****Special medical insertions for shoes for flat-feet, club-feet or the like****References****Informative references***Attention is drawn to the following places, which may be of interest for search:*

|                        |                           |
|------------------------|---------------------------|
| Ordinary arch supports | <a href="#">A43B 7/14</a> |
|------------------------|---------------------------|

**A61F 5/30****Pressure pads****References****Application-oriented references***Examples of places where the subject matter of this place is covered when specially adapted, used for a particular purpose, or incorporated in a larger system:*

|                         |                            |
|-------------------------|----------------------------|
| Corn-pads or corn-rings | <a href="#">A61F 13/06</a> |
|-------------------------|----------------------------|

**Informative references***Attention is drawn to the following places, which may be of interest for search:*

|             |                             |
|-------------|-----------------------------|
| Tourniquets | <a href="#">A61B 17/132</a> |
|-------------|-----------------------------|

**A61F 5/34****Pressure pads filled with air or liquid****References****Informative references***Attention is drawn to the following places, which may be of interest for search:*

|   |                            |
|---|----------------------------|
| Valves specially adapted for medical use          | <a href="#">A61M 39/00</a> |
| Connection of valves to inflatable elastic bodies | <a href="#">B60C 29/00</a> |
| Valves per se                                     | <a href="#">F16K</a>       |

**A61F 5/37****Restraining devices for the body or for body parts; Restraining shirts****References****Informative references***Attention is drawn to the following places, which may be of interest for search:*

|           |                            |
|-----------|----------------------------|
| Handcuffs | <a href="#">E05B 75/00</a> |
|-----------|----------------------------|

**A61F 5/41****Devices for promoting penis erection****References****Informative references**

*Attention is drawn to the following places, which may be of interest for search:*

|                         |                            |
|-------------------------|----------------------------|
| Penis implants          | <a href="#">A61F 2/26</a>  |
| Massage of the genitals | <a href="#">A61H 19/00</a> |

**A61F 5/44**

**Devices worn by the patient for reception of urine, faeces, catamenial or other discharge (absorbent pads, e.g. sanitary towels, [A61F 13/15](#); drainage appliances for wounds [A61M 27/00](#)); Colostomy devices**

**Definition statement**

*This place covers:*

- Devices worn by the patients for reception of urine, faeces, catamenial or other discharge, e.g. portable urination aids.
- Colostomy devices, e.g. worn by patients for reception of discharge.

**References****Limiting references**

*This place does not cover:*

|                                      |                            |
|--------------------------------------|----------------------------|
| Absorbent pads, e.g. sanitary towels | <a href="#">A61F 13/15</a> |
| Drainage appliances for wounds       | <a href="#">A61M 27/00</a> |

**Informative references**

*Attention is drawn to the following places, which may be of interest for search:*

|                                 |                              |
|---------------------------------|------------------------------|
| Adhesives for colostomy devices | <a href="#">A61L 24/00</a>   |
| Materials for colostomy devices | <a href="#">A61L 28/00</a>   |
| Emptying devices for urine bags | <a href="#">B65B 69/0016</a> |

**A61F 5/443**

**having {adhesive seals for securing to the body, e.g. of} hydrocolloid type seals, e.g. gels, starches, karaya gums**

**References****Informative references**

*Attention is drawn to the following places, which may be of interest for search:*

|                                    |                            |
|------------------------------------|----------------------------|
| Adhesives or sealing pads therefor | <a href="#">A61L 24/00</a> |
|------------------------------------|----------------------------|

**A61F 5/56****Devices for preventing snoring****References****Informative references**

Attention is drawn to the following places, which may be of interest for search:

|   |                            |
|---|----------------------------|
| Devices for influencing the respiratory system by gas treatment | <a href="#">A61M 16/00</a> |
|---|----------------------------|

**A61F 6/00****Contraceptive devices; Pessaries; Applicators therefor****Definition statement**

*This place covers:*

Contraceptive devices; pessaries and applicators therefore, which can be used by males or females, and which can be applied externally, e.g. condoms, sheaths or the like; internally, like devices worn in the vagina to support the uterus, remedy a malposition, or prevent conception; as well as implantable occluding device, e.g. for vas deferens or fallopian tubes.

**Relationships with other classification places**

Devices for promoting penis erection: [A61F 5/41](#).

Massage of genitals: [A61H 19/00](#).

**References****Informative references**

Attention is drawn to the following places, which may be of interest for search:

|   |                            |
|---|----------------------------|
| Obstruction of tubular structures by internal devices | <a href="#">A61B 17/12</a> |
| Chemical aspects of contraception                     | <a href="#">A61K</a>       |

**Special rules of classification**

Packages or dispensers for contraceptive devices – [A61F 6/005](#).

Contraceptive devices for males, like condoms, sheaths or the like, e.g. combined with devices protecting against contagion – [A61F 6/04](#).

Contraceptive device for females, like intra-vaginal or intra-uterine devices – [A61F 6/08](#).

Occluders for vas deferens or fallopian tubes – [A61F 6/20](#).

Note: Additional information is classified under [A61F 6/00](#).

**A61F 6/202**

**{Means specially adapted for ligaturing, compressing or clamping of oviduct or vas deferens}**

**References****Informative references**

*Attention is drawn to the following places, which may be of interest for search:*

|   |                            |
|---|----------------------------|
| Surgical instruments for ligaturing of tubular organs, e.g. blood vessels or umbilical cord | <a href="#">A61B 17/12</a> |
|---|----------------------------|

**A61F 7/00**

**Heating or cooling appliances for medical or therapeutic treatment of the human body (hyperthermia using electric or magnetic fields or ultrasound [A61N](#))**

**Definition statement**

*This place covers:*

Heating and cooling of (parts of) a patient for therapeutic purposes not resulting in tissue destruction or intended tissue damage.

**References****Limiting references**

*This place does not cover:*

|  |                      |
|--|----------------------|
| Hyperthermia using electric or magnetic fields or ultrasound | <a href="#">A61N</a> |
|--|----------------------|

**Informative references**

*Attention is drawn to the following places, which may be of interest for search:*

|   |                                 |
|---|---------------------------------|
| Protective garments   | <a href="#">A41D 13/00</a>      |
| Gloves  | <a href="#">A41D 19/00</a>      |
| Hats, caps, hoods   | <a href="#">A42B 1/00</a>       |
| Attachments for beds  | <a href="#">A47C 21/00</a>      |
| Bed covers, blankets, pillows   | <a href="#">A47G 9/00</a>       |
| Heating or cooling for surgical purposes, such as tissue removal, ablation, coagulation, etc. | <a href="#">A61B 18/00</a>      |
| Heating or cooling of tissue immediately around tissue treated by a surgical probe            | <a href="#">A61B 2018/00005</a> |
| Massage and therapeutic baths   | <a href="#">A61H 1/00</a>       |
| Temperature treatment of blood in bypass of the human or animal body                          | <a href="#">A61M 1/369</a>      |
| Heating or cooling media before injection into the body                                       | <a href="#">A61M 5/44</a>       |
| Heating for divers  | <a href="#">B63C 11/28</a>      |
| Materials for the production of heat or cold by chemical reaction                             | <a href="#">C09K 5/00</a>       |

|   |                           |
|---|---------------------------|
| Compression machines, plants or systems with non-reversible cycle | <a href="#">F25B 1/00</a> |
| Producing ice   | <a href="#">F25C 1/00</a> |
| Devices using naturally cold air or cold water                    | <a href="#">F25D 1/00</a> |
| Electric heating devices  | <a href="#">H05B 1/00</a> |

### Special rules of classification

Documents describing treatment with a device for heating alone or a device described to be able to apply both heating and cooling (with the necessary adaptations to the heat source, e.g. a self-heating exothermic pad which is described or claimed as being equally configurable as self-cooling endothermic pad by using the appropriate chemicals) should be classified in [A61F 7/00](#) - [A61F 7/08](#) or [A61F 7/12](#).

Documents related to bags, pads etc. exclusively using cooling should be classified in [A61F 7/10](#) (e.g. chemically cooled endothermic pads only described for cooling in [A61F 7/106](#)).

As an exception in [A61F 7/00](#), [A61F 2007/0056](#) and [A61F 2007/0063](#) also exclusively deal with cooling.

### Further details of subgroups

[A61F 2007/0001](#): locations on the human body for heating and cooling. Not for invention information. Headgroup [A61F 2007/0001](#) not to be used for classification.

[A61F 7/0053](#): Cabins, rooms chairs or other equipment for treatment with a hot or cold circulating fluid. Does not cover heating pads with a circulating fluid, those are to be classified in [A61F 7/02](#).

[A61F 2007/0054](#): "closed fluid circuit" refers to a device in which the circulating thermal medium, e.g. water, is not in direct contact with the treatment area;

[A61F 2007/0059](#): "open fluid circuit" refers to a device in which the circulating thermal medium, e.g. water, is in direct contact with the treatment area;

[A61F 7/007](#): Electrically heated or cooled devices.

[A61F 7/0085](#): Devices for generating hot or cold treatment fluids, the devices not being in direct contact with the patient. Only the fluid is transported from the device to a separate patient heating or cooling device.

[A61F 7/0097](#): Heating blankets. Only blankets with an active heating or cooling source, no ordinary blankets keeping warm by insulation only (to be classified in [A47G 9/0207](#)).

[A61F 7/02](#): Compresses, poultices or other pads for heating or cooling.

[A61F 7/03](#): Chemical heating devices. Not the chemicals as such (to be classified in [C09K 5/00](#)), only as part of a device to be used on the body for therapy.

[A61F 7/08](#): hot water bottles for heating, refillable with a non-circulating hot or cold fluid.

[A61F 7/10](#): Cooling bags, pads etc. exclusively used for cooling.

[A61F 7/106](#): Chemical cooling devices. Not the chemicals as such (to be classified in [C09K 5/00](#)), only as part of a cooling device used on the body.

[A61F 7/12](#): Cooling devices for internal body cavities.



## Glossary of terms

*In this place, the following terms or expressions are used with the meaning indicated:*

|              |   |
|--------------|---|
| hyperthermia | heating of tissue up to but not beyond the point of tissue damage   |
| hypothermia  | cooling of tissue down to but not beyond the point of tissue damage |

## A61F 2007/0054

**{with a closed fluid circuit, e.g. hot water}**

### Definition statement

*This place covers:*

"closed fluid circuit" refers to a device in which the circulating thermal medium, e.g. water, is not in direct contact with the treatment area.

## A61F 2007/0268

**{having a plurality of compartments being filled with a heat carrier}**

### References

#### Informative references

*Attention is drawn to the following places, which may be of interest for search:*

|   |                                |
|---|--------------------------------|
| Heating or cooling appliances for medical or therapeutic treatment connected to the human body with belt or strap with pockets for receiving packs or pouches | <a href="#">A61F 2007/023</a>  |
| Heating or cooling appliances for medical or therapeutic treatment incorporated in a pocket of clothing or garments   | <a href="#">A61F 2007/0238</a> |

## A61F 2007/0273

**{with openings in the walls between the compartments serving as passageways for the filler}**

### References

#### Informative references

*Attention is drawn to the following places, which may be of interest for search:*

|  |                                |
|--|--------------------------------|
| Heating or cooling appliances for medical or therapeutic treatment of the human body with a closed fluid circuit, e.g. hot water | <a href="#">A61F 2007/0054</a> |
| Heating or cooling appliances for medical or therapeutic treatment of the human body with an open fluid circuit                  | <a href="#">A61F 2007/0059</a> |

**A61F 2007/0279****{Removable covers or sleeves}****References****Informative references***Attention is drawn to the following places, which may be of interest for search:*

|   |   |
|---|---|
| Heating or cooling appliances for medical or therapeutic treatment connected to the human body with belt or strap with pockets for receiving packs or pouches | <a href="#">A61F 2007/023</a> ,<br><a href="#">A61F 2007/0238</a> |
| Heating or cooling appliances for medical or therapeutic treatment incorporated in a pocket of clothing or garments   | <a href="#">A61F 2007/0238</a>                                    |

**A61F 7/03****thermophore, i.e. self-heating, {e.g. using a chemical reaction}****Special rules of classification**

Documents with self-cooling as well as self-heating devices are classified here, even though the title covers only self-heating devices

**A61F 7/08****Warming pads, pans or mats; Hot-water bottles****References****Informative references***Attention is drawn to the following places, which may be of interest for search:*

|  |                           |
|--|---------------------------|
| Compresses or poultices for effecting heating or cooling | <a href="#">A61F 7/02</a> |
|--|---------------------------|

**A61F 9/00**

**Methods or devices for treatment of the eyes; Devices for putting in contact-lenses; Devices to correct squinting; Apparatus to guide the blind; Protective devices for the eyes, carried on the body or in the hand (caps with means for protecting the eyes [A42B 1/0181](#); visors for helmets [A42B 3/22](#); eye baths [A61H 35/02](#); sunglasses or goggles having the same features as spectacles [G02C](#))**

**References****Limiting references***This place does not cover:*

|  |                             |
|--|-----------------------------|
| Caps with means for protecting the eyes                      | <a href="#">A42B 1/0181</a> |
| Visors for helmets   | <a href="#">A42B 3/22</a>   |
| Eye baths  | <a href="#">A61H 35/02</a>  |
| Sunglasses or goggles having the same features as spectacles | <a href="#">G02C</a>        |

**Informative references**

Attention is drawn to the following places, which may be of interest for search:

|  |                            |
|--|----------------------------|
| Retractors   | <a href="#">A61B 17/02</a> |
| Manipulators specially adapted for use in surgery          | <a href="#">A61B 34/70</a> |
| Appliances for aiding patients or disabled persons to walk | <a href="#">A61H 3/00</a>  |
| Exercisers for the eyes                                    | <a href="#">A61H 5/00</a>  |

**Special rules of classification**

The "subdivision" Indexing Code symbols (i.e. the non "parallel" Indexing Code symbols) are used for classifying as well the invention information as the additional information. They are stored only in the additional information field.

The "orthogonal" Indexing Code symbols are also used.

The symbols in [A61B 17/00](#) and [A61B 18/00](#) are to be used for classifying additional information in case there is no appropriate symbol in [A61F 9/00736](#), [A61F 9/0079](#) or [A61F 9/008](#).

**A61F 9/0008**

{Introducing ophthalmic products into the ocular cavity or retaining products therein (putting in contact lenses [A61F 9/0061](#); introducing or retaining media in cavities of the body in general [A61M 31/00](#))}

**Definition statement**

*This place covers:*

Eye droppers

**Relationships with other classification places**

Baths for the eyes : [A61H 35/02](#)

Containers with means for dispensing liquid medicaments : [A61J 1/1443](#)

Droppers : [B65D 47/18](#)

**References****Limiting references**

*This place does not cover:*

|   |                             |
|---|-----------------------------|
| Putting in contact lenses   | <a href="#">A61F 9/0061</a> |
| Introducing or retaining media in cavities of the body in general | <a href="#">A61M 31/00</a>  |

A61F 9/0017

{implantable in, or in contact with, the eye, e.g. ocular inserts}

Definition statement

This place covers:

Ocular inserts for drug delivery

Patent Application Publication May 25, 2006 Sheet 2 of 22 US 2006/0110428 A1

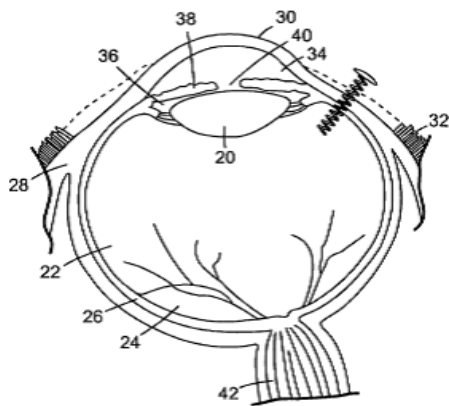


Fig. 5

References

Limiting references

This place does not cover:

|   |                             |
|---|-----------------------------|
| Cornea implants for repair of corneal tissue              | <a href="#">A61F 2/142</a>  |
| Corneal inlays or onlays for refractive correction        | <a href="#">A61F 2/145</a>  |
| Stromal implants for refractive correction                | <a href="#">A61F 2/147</a>  |
| Implantation instruments specially adapted therefor       | <a href="#">A61F 2/148</a>  |
| Intraocular lenses  | <a href="#">A61F 2/16</a>   |
| Implantation instruments for intraocular lenses           | <a href="#">A61F 2/1662</a> |
| Pharmaceutical compositions of ocular inserts or implants | <a href="#">A61K 9/0051</a> |
| Contact lenses for reshaping the cornea                   | <a href="#">G02C 7/04</a>   |

A61F 9/0061

{Devices for putting-in contact lenses}

References

Limiting references

This place does not cover:

|                    |                             |
|--------------------|-----------------------------|
| Contact lens cases | <a href="#">A45C 11/005</a> |
|--------------------|-----------------------------|

## Special rules of classification

Illustrative example of subject matter classified in [A61F 9/0061](#)

DE 20 2009 015 583 U1 2010.04.08

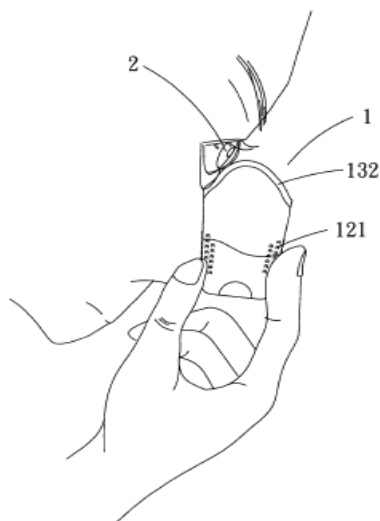


FIG. 4

## A61F 9/007

### Methods or devices for eye surgery

#### Definition statement

*This place covers:*

Devices particular for surgical interventions on the eye

#### References

##### Limiting references

*This place does not cover:*

|  |                            |
|--|----------------------------|
| Devices for general mechanical surgery     | <a href="#">A61B 17/00</a> |
| Devices for general non-mechanical surgery | <a href="#">A61B 18/00</a> |
| Devices for therapy with ultrasound        | <a href="#">A61N 7/00</a>  |

**A61F 9/00709**

{Instruments for removing foreign bodies (for removal of intra-ocular material [A61F 9/00736](#))}

**References****Limiting references**

*This place does not cover:*

|  |                              |
|--|------------------------------|
| Instruments for removal of intra-ocular material | <a href="#">A61F 9/00736</a> |
|--|------------------------------|

**Informative references**

*Attention is drawn to the following places, which may be of interest for search:*

|   |                            |
|---|----------------------------|
| Instruments other than toothpicks and pincettes for removing foreign bodies from the human body | <a href="#">A61B 17/50</a> |
|---|----------------------------|

**A61F 9/00718**

{Restoration of lid function}

**Definition statement**

*This place covers:*

Instruments to help restore the lid function

**A61F 9/00736**

{Instruments for removal of intra-ocular material or intra-ocular injection, e.g. cataract instruments ([A61F 9/008](#) takes precedence)}

**Relationships with other classification places**

Devices using ultrasonic vibrations therefore: [A61F 9/00745](#)

Capsulotomes: [A61F 9/00754](#)

Instruments with rotating or reciprocating (other than ultrasonically) elements: [A61F 9/00763](#)

**References****Limiting references**

*This place does not cover:*

|   |                                |
|---|--------------------------------|
| Invasive laser devices to remove intra-ocular material      | <a href="#">A61F 9/008</a>     |
| Ultrasonic cutters for general surgery                      | <a href="#">A61B 17/320068</a> |
| Devices using focused ultrasound for general tissue removal | <a href="#">A61N 7/02</a>      |

**A61F 9/00772****{Apparatus for restoration of tear ducts}****References****Informative references**

Attention is drawn to the following places, which may be of interest for search:

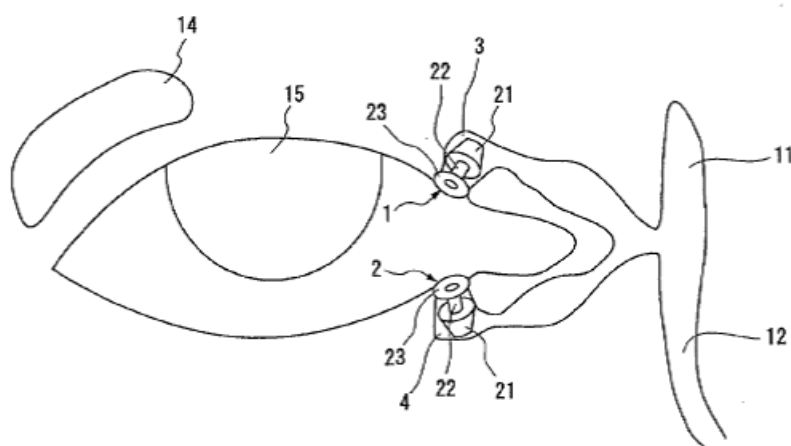
|                                 |                               |
|---------------------------------|-------------------------------|
| Plugs implanted in body vessels | <a href="#">A61B 17/12022</a> |
|---------------------------------|-------------------------------|

**Special rules of classification**

Illustrative example of subject matter classified in [A61F 9/00772](#)

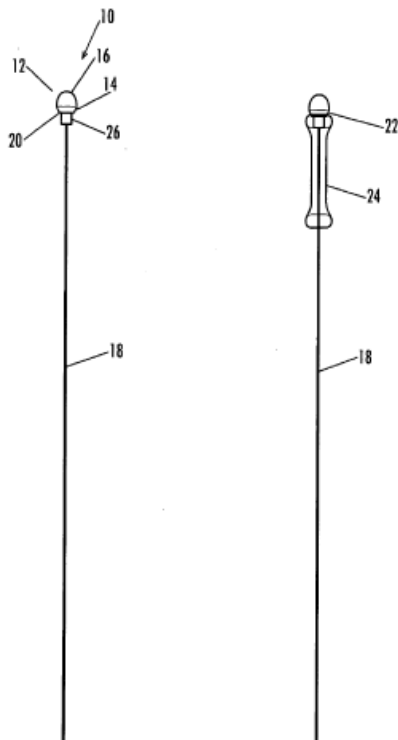
EP 1 629 800 A1

F I G. 3



Example for correcting occluded lacrimal pathways (Jones tube):

Patent Application Publication Feb. 25, 2010 Sheet 1 of 2 US 2010/0049207 A1



**Fig. 1**

**Fig. 2**

## Synonyms and Keywords

*In patent documents, the following abbreviations are often used:*

|              |   |
|--------------|---|
| Punctum plug | Plug, implant or instrument for the lacrimal duct |
|--------------|---|

## A61F 9/00781

{Apparatus for modifying intraocular pressure, e.g. for glaucoma treatment (drainage implants in general [A61M 27/002](#))}

## References

### Limiting references

*This place does not cover:*

|                              |                             |
|------------------------------|-----------------------------|
| Drainage implants in general | <a href="#">A61M 27/002</a> |
|------------------------------|-----------------------------|



## Special rules of classification

Illustrative example of subject matter classified in [A61F 9/00781](#)

Patent Application Publication Oct. 28, 2010 Sheet 1 of 37 US 2010/0274259 A1

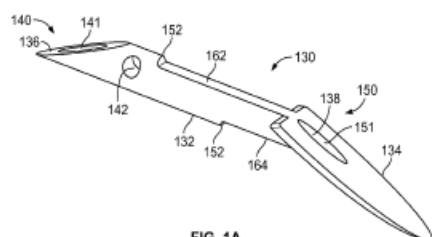


FIG. 1A

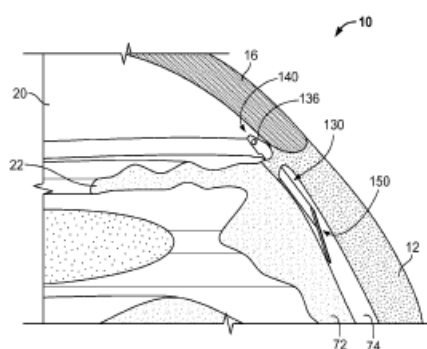


FIG. 1B

Treatment of outflow of aqueous humor.

The most practiced surgery intended to reduce aqueous humor production is the cyclodestruction technique. When cyclodestruction is performed with a laser, it is called cyclophotocoagulation. High Intensity focused Ultrasound can be used to obtain a cyclodestruction.

## A61F 9/0079

**{using non-laser electromagnetic radiation, e.g. non-coherent light or microwaves}**

## Definition statement

*This place covers:*

Methods or devices for eye surgery (i.e. destruction, modification or removal of tissue) using electromagnetic radiation other than laser, e.g. non-coherent light or microwaves.

## References

### Limiting references

*This place does not cover:*

|                        |  |
|------------------------|--|
| Mechanical eye surgery | <a href="#">A61F 9/007</a> -<br><a href="#">A61F 9/00781</a> ,<br><a href="#">A61F 9/013</a> |
| Radiation therapy      | <a href="#">A61N 5/00</a>  |

**Informative references**

Attention is drawn to the following places, which may be of interest for search:

|  |   |
|--|---|
| Implants of eye parts in general                       | <a href="#">A61F 2/14</a>                               |
| Instruments for examination of the eyes                | <a href="#">A61B 3/00</a>                               |
| Surgery with non mechanical forms of energy in general | <a href="#">A61B 18/00</a>                              |
| Laser surgery in general                               | <a href="#">A61B 18/20</a>                              |
| Accessories for surgery or diagnosis                   | <a href="#">A61B 90/00</a>                              |
| Photodynamic therapy                                   | <a href="#">A61N 5/062</a> , <a href="#">A61N 5/062</a> |
| Optical components                                     | <a href="#">G02C 7/00</a>                               |
| Contact lenses   | <a href="#">G02C 7/04</a>                               |
| Lasers in general                                      | <a href="#">H01S 3/00</a>                               |

**Special rules of classification**

[A61F 9/0079](#)

The application of non-laser electromagnetic radiation for surgical purposes covers, inter alia, applications whereby infrared or microwave radiation is applied to heat the cornea in order facilitate its shaping by a mold. The relevant information here is the application of the electromagnetic radiation, not the mold. Contact lenses in general, including orthokeratology lenses, are covered by [G02C 7/04](#).

**A61F 9/008**

using laser

**Definition statement**

*This place covers:*

Methods or devices for eye surgery (i.e. destruction, modification or removal of tissue) using laser.

**References****Limiting references**

*This place does not cover:*

|                        |  |
|------------------------|--|
| Mechanical eye surgery | <a href="#">A61F 9/007</a> -<br><a href="#">A61F 9/00781</a> ,<br><a href="#">A61F 9/013</a> |
| Radiation therapy      | <a href="#">A61N 5/00</a>  |

**Informative references**

Attention is drawn to the following places, which may be of interest for search:

|  |   |
|--|---|
| Implants of eye parts in general                       | <a href="#">A61F 2/14</a>                               |
| Instruments for examination of the eyes                | <a href="#">A61B 3/00</a>                               |
| Surgery with non mechanical forms of energy in general | <a href="#">A61B 18/00</a>                              |
| Laser surgery in general                               | <a href="#">A61B 18/20</a>                              |
| Accessories for surgery or diagnosis                   | <a href="#">A61B 90/00</a>                              |
| Photodynamic therapy                                   | <a href="#">A61N 5/062</a> , <a href="#">A61N 5/062</a> |

|                    |                           |
|--------------------|---------------------------|
| Optical components | <a href="#">G02C 7/00</a> |
| Contact lenses     | <a href="#">G02C 7/04</a> |
| Lasers in general  | <a href="#">H01S 3/00</a> |

### Special rules of classification

The scheme in [A61F 9/008](#) contains several independent classification trees covering different aspects of a laser system for eye surgery.

The effect produced by the laser beam in the tissue should be classified in [A61F 9/00802](#), [A61F 9/00821](#), [A61F 9/00825](#), or [A61F 2009/00842](#) and lower hierarchical groups thereof

Auxiliary devices contacting the eyeball like for coupling in the surgical laser light are classified in [A61F 9/009](#)

Further aspects are then classified in codes according to:

The control or steering of the laser beam during the treatment (subgroups of [A61F 2009/00844](#))

The calibration of any component in the laser system ([A61F 2009/00855](#) and subgroups thereof)

The part of the eye to be treated (subgroups of [A61F 2009/00861](#)),

The planning of the irradiation before the treatment, like based on particular information or measurements ([A61F 2009/00878](#) and subgroups thereof)

The disease to be treated (subgroups of [A61F 2009/00885](#)),

Particular algorithms or mechanisms for scanning the beam ([A61F 2009/00897](#))

[A61F 9/00812](#) and [A61F 9/00834](#)

This groups cover inlays, onlays and intraocular lenses for implantation but specially adapted to be molded by a photoablative or photodisruptive beam. Implantable corneal inlays and onlays and for direct refractive correction and intraocular lenses in general are covered by [A61F 2/145](#) and [A61F 2/16](#).

**A61F 9/013**

{Instruments} for compensation of ocular refraction ([A61F 9/008](#) takes precedence){; Instruments for use in cornea removal, for reshaping or performing incisions in the cornea}

**Definition statement**

*This place covers:*

Illustrative example of subject matter classified in this group:

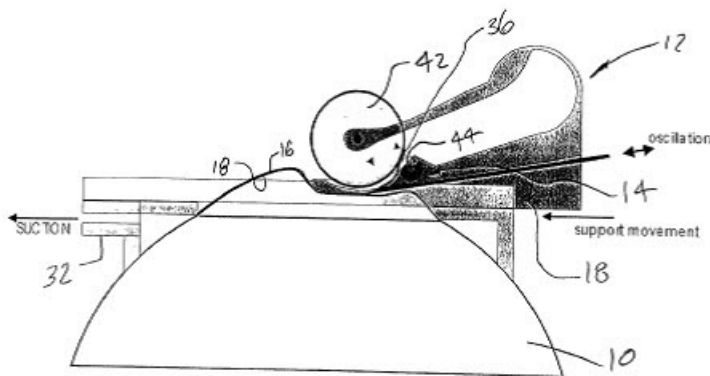


FIG. 14

**References****Limiting references**

*This place does not cover:*

|                   |                            |
|-------------------|----------------------------|
| Laser eye surgery | <a href="#">A61F 9/008</a> |
|-------------------|----------------------------|

**Informative references**

*Attention is drawn to the following places, which may be of interest for search:*

|                                    |                            |
|------------------------------------|----------------------------|
| Methods or devices for eye surgery | <a href="#">A61F 9/007</a> |
|------------------------------------|----------------------------|

**A61F 9/0133**

{Knives or scalpels specially adapted therefor}

**References****Limiting references**

*This place does not cover:*

|                              |                              |
|------------------------------|------------------------------|
| Surgical scalpels and knives | <a href="#">A61B 17/3211</a> |
|------------------------------|------------------------------|

**A61F 9/02****Goggles (for swimming [A63B 33/00](#))****References****Limiting references***This place does not cover:*

|                  |                            |
|------------------|----------------------------|
| Swimming goggles | <a href="#">A63B 33/00</a> |
|------------------|----------------------------|

**Informative references***Attention is drawn to the following places, which may be of interest for search:*

|                 |                            |
|-----------------|----------------------------|
| Breathing masks | <a href="#">A62B 18/00</a> |
| Diving masks    | <a href="#">B63C 11/12</a> |

**A61F 9/022**

{Use of special optical filters, e.g. multiple layers, filters for protection against laser light or light from nuclear explosions, screens with different filter properties on different parts of the screen; Rotating slit-discs (optical filters per se [G02B 5/20](#))}

**References****Limiting references***This place does not cover:*

|                        |                           |
|------------------------|---------------------------|
| Optical filters per se | <a href="#">G02B 5/20</a> |
|------------------------|---------------------------|

**A61F 9/023**

{with variable transmission, e.g. photochromic (for welding [A61F 9/067](#))}

**References****Limiting references***This place does not cover:*

|  |                            |
|--|----------------------------|
| Welding masks with variable transmission | <a href="#">A61F 9/067</a> |
|--|----------------------------|

**A61F 9/04**

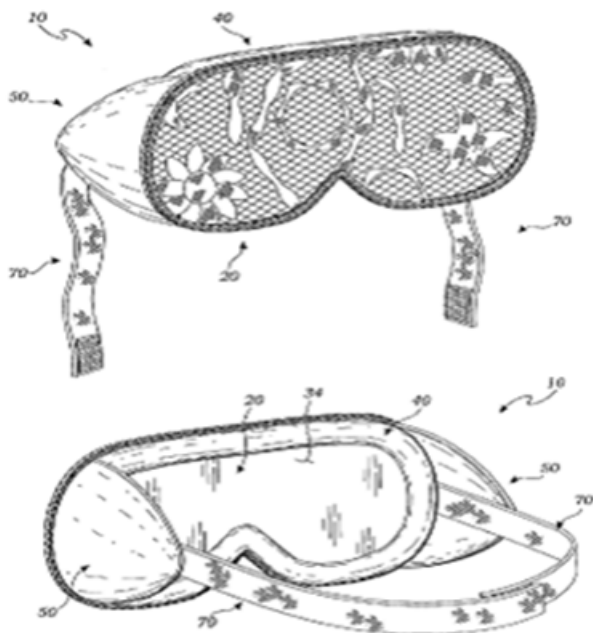
Eye-masks {; Devices to be worn on the face, not intended for looking through; Eye-pads for sunbathing}

**Definition statement***This place covers:*

Sleep masks.

Masks for protecting the eye after ophtalmic surgery.

Illustrative example of subject matter classified in this place:



## References

### Informative references

Attention is drawn to the following places, which may be of interest for search:

|                           |                            |
|---------------------------|----------------------------|
| Eye-bandages              | <a href="#">A61F 13/12</a> |
| Protective face-masks     | <a href="#">A41D 13/11</a> |
| Protectors for shampooing | <a href="#">A45D</a>       |

## A61F 9/045

{Eye-shades or visors; Shields beside, between or below the eyes (caps with means for protecting the eyes [A42B 1/018](#))}

## References

### Limiting references

This place does not cover:

|   |                           |
|---|---------------------------|
| Caps with means for protecting the eyes | <a href="#">A42B 1/06</a> |
| Glasses combined with shades or shields | <a href="#">G02C 7/16</a> |

**A61F 9/06****Masks, shields or hoods for welders****References****Informative references***Attention is drawn to the following places, which may be of interest for search:*

|                                       |                           |
|---------------------------------------|---------------------------|
| Safety devices for welding in general | <a href="#">F16P 1/00</a> |
|---------------------------------------|---------------------------|

**A61F 9/065****{use of particular optical filters ([A61F 9/022](#), [A61F 9/062](#) take precedence)}****References****Limiting references***This place does not cover:*

|  |                            |
|--|----------------------------|
| Goggles comprising special optical filters | <a href="#">A61F 9/022</a> |
| Masks with movable polarising filter discs | <a href="#">A61F 9/062</a> |

**A61F 9/08****Devices or methods enabling eye-patients to replace direct visual perception by another kind of perception****References****Informative references***Attention is drawn to the following places, which may be of interest for search:*

|  |                              |
|--|------------------------------|
| Walking or guiding aids for blind                    | <a href="#">A61H 3/06</a>    |
| Replacing visual perception by electrode stimulation | <a href="#">A61N 1/36046</a> |
| Teaching or communicating with the blind             | <a href="#">G09B 21/00</a>   |

## A61F 11/00

Methods or devices for treatment of the ears or hearing sense (implantable prostheses that substitute or replace internal ear parts, e.g. ear-drums, [A61F 2/18](#); methods or devices to cause a change in the state of auditory consciousness [A61M 21/00](#); electrotherapy applying electrical stimulation of the auditory system, or circuits therefor [A61N 1/36](#); radiotherapy using optical stimulation of the auditory system [A61N 5/06](#); electro-acoustic hearing aids [H04R 25/00](#)); Non-electric hearing aids; Methods or devices for enabling ear patients to achieve auditory perception through physiological senses other than hearing sense; Protective devices for the ears, carried on the body or in the hand (headwear, e.g. caps or helmets, with means for protecting the ears [A42B 1/0188](#), [A42B 3/16](#))

### Definition statement

*This place covers:*

Methods or devices for surgical or non-surgical treatment of ears.

Apparatus or devices surgically implanted into the ear.

### References

#### Limiting references

*This place does not cover:*

|   |                             |
|---|-----------------------------|
| Implantable prostheses that substitute or replace internal ear parts, e.g. ear drums        | <a href="#">A61F 2/18</a>   |
| Headwear, e.g. caps or helmets, with means for protecting the ears                          | <a href="#">A42B 1/0188</a> |
| Methods or devices to cause a change in the state of auditory consciousness                 | <a href="#">A61M 21/00</a>  |
| Electrotherapy applying electrical stimulation of the auditory system, or circuits therefor | <a href="#">A61N 1/36</a>   |
| Radiotherapy using optical stimulation of the auditory system                               | <a href="#">A61N 5/06</a>   |
| Electro-acoustic hearing aids   | <a href="#">H04R 25/00</a>  |

### Glossary of terms

*In this place, the following terms or expressions are used with the meaning indicated:*

|                     |   |
|---------------------|---|
| auditory perception | the ability to detect and interpret sounds  |
| hearing sense       | the ability to perceive sounds by detecting vibrations or changes in the pressure of the surrounding medium through time using the auditory parts of the sensory system |



**A61F 11/006**

{Ear cleaners, e.g. curettes (cotton tips [A61F 13/38](#); cleaning by suction [A61M 1/71](#), by irrigation [A61M 3/02](#))}

**References****Limiting references**

*This place does not cover:*

|                        |                            |
|------------------------|----------------------------|
| Cotton tips            | <a href="#">A61F 13/38</a> |
| Cleaning by suction    | <a href="#">A61M 1/71</a>  |
| Cleaning by irrigation | <a href="#">A61M 3/02</a>  |

**A61F 11/04**

Methods or devices for enabling ear patients to achieve auditory perception through physiological senses other than hearing sense, e.g. through the touch sense {(electronic stimulation of auditory nerves [A61N 1/36036](#))}

**Definition statement**

*This place covers:*

Processes or use of devices implanted or attached to the body not limited to the ear to stimulate the body to cause an auditory perception, i.e. vibratory devices.

**References****Limiting references**

*This place does not cover:*

|   |                              |
|---|------------------------------|
| Cochlear implants, i.e. electronic stimulation of auditory nerves | <a href="#">A61N 1/36036</a> |
|---|------------------------------|

**A61F 11/045**

{using mechanical stimulation of nerves}

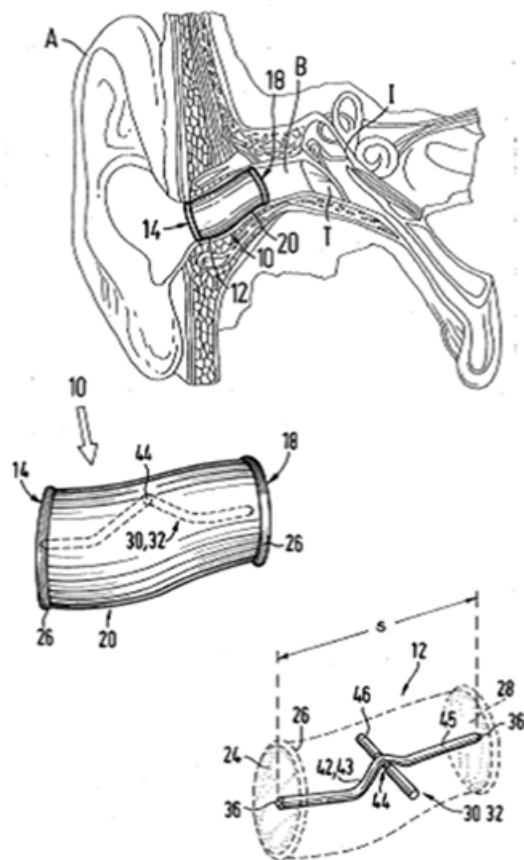
**Definition statement**

*This place covers:*

Any kind of stimulation of the auditory system (outer ear, middle ear, inner ear, and auditory nerve) causes "auditory perception." Usually, application of vibration on the skull (like as in so called bone anchored hearing aids) causes vibrations in the cochlea that lead to auditory perception. Therefore, vibro-stimulation does not replace the auditory perception with another kind of reception (e.g. visual or tactile perception).

## Definition statement

Illustrative example of subject matter.



## A61F 11/08

internal, e.g. earplugs

### Special rules of classification

Earplugs including an inner channel: [A61F 11/085](#)

## A61F 11/14

external, e.g. earcaps or earmuffs

### Definition statement

*This place covers:*

Only acoustic protection.

### References

#### Informative references

Attention is drawn to the following places, which may be of interest for search:

|   |                            |
|---|----------------------------|
| Other external protector                    | <a href="#">A61F 11/06</a> |
| Earcaps or earmuffs for hairdresser's rooms | <a href="#">A45D 44/12</a> |
| Earcaps or earmuffs for sports              | <a href="#">A63B 71/10</a> |
| Headphones                                  | <a href="#">H04R 1/10</a>  |

**A61F 11/20****Ear surgery****Definition statement**

*This place covers:*

Methods of surgically placing or implanting a device or apparatus into the ear using either invasive or minimally invasive procedures.

**A61F 11/30****Non-electric hearing aids, e.g. ear trumpets, sound amplifiers or ear-shells****Definition statement**

*This place covers:*

Devices used with the ear to assist the ear in the ability to hear without the use of any electric power source.

**References****Informative references**

*Attention is drawn to the following places, which may be of interest for search:*

|  |                            |
|--|----------------------------|
| Non-electric sound-amplifying devices, e.g. non-electric megaphones                                  | <a href="#">G10K 11/08</a> |
| Methods or devices for sound-focusing or directing sound using reflection, e.g. parabolic reflectors | <a href="#">G10K 11/28</a> |

**A61F 13/00****Bandages or dressings (radioactive dressings {[A61N 5/1029](#)}); Absorbent pads****Definition statement**

*This place covers:*

Articles intended to be in contact with the human skin and absorb fluids excreted by the human body other than sweat, i.e. wound dressings and bandages adapted to be attached to the injured skin or to be held against the injured place. In addition to the wound dressings, this group covers also articles which are intended to be used for injured parts of the body, e.g. plaster of Paris and any kind of stiffening bandage.

Articles intended to be attached to the body or worn in conjunction with another garment or being held in place by their shape and intended to absorb excretions from a natural opening (genital, anal, nose, mouth, ear) and during surgery.

Method and apparatuses of manufacturing these articles.

**Relationships with other classification places**

[A61F 5/01](#) - [A61F 5/40](#) cover stiffening bandages for immobilizing extremities. The difference with [A61F 13/04](#) - [A61F 13/14](#) is that (with the exception of [A61F 13/04](#)) in [A61F 13/06](#) - [A61F 13/14](#) no rigid parts are used. If rigid parts are used, then [A61F 5/01](#) should be taken into consideration. [A61F 5/44](#) covers devices worn by the patient for reception of urine, faeces, catamenial or other discharge which are rather receptacles or bags other than diapers or absorbent pads.

## References

### Limiting references

*This place does not cover:*

|                       |                             |
|-----------------------|-----------------------------|
| Radioactive dressings | <a href="#">A61N 5/1029</a> |
|-----------------------|-----------------------------|

### Informative references

*Attention is drawn to the following places, which may be of interest for search:*

|  |  |
|--|--|
| Suspensory bandages  | <a href="#">A61F 5/40</a>  |
| Contact avoiding wound protectors  | <a href="#">A61F 15/008</a>  |
| Undergarments, e.g. garments that do not absorb excretions from a natural opening                    | <a href="#">A41B 9/00</a>  |
| Articles intended to absorb sweat  | <a href="#">A42C 5/02</a> , <a href="#">A41D 20/00</a> ,<br><a href="#">A41D 27/13</a> |
| Bandages, poultices, compresses special adapted for veterinary purposes                              | <a href="#">A61D 9/00</a>  |
| Tissues, wipes or patches for cleaning the skin (e.g. wet wipes)                                     | <a href="#">A61K 8/0208</a>  |
| Chemical aspects of, or use of materials for, bandages, dressings or absorbent pads                  | <a href="#">A61L 15/00</a>   |
| Bandages or dressings with incorporated medicaments  | <a href="#">A61L 15/44</a> ,<br><a href="#">A61M 35/006</a>                            |
| Chemical aspects of, or use of materials for, liquid, gel or powder form wound dressings or bandages | <a href="#">A61L 26/00</a>   |
| Absorbent pads for tracheostomy  | <a href="#">A61M 16/047</a>  |

## A61F 2013/00161

{with wax, e.g. petroleum or bees}

## References

### Informative references

*Attention is drawn to the following places, which may be of interest for search:*

|   |                                 |
|---|---------------------------------|
| Wound bandages or dressings with lubricants | <a href="#">A61F 2013/00331</a> |
|---|---------------------------------|

## A61F 2013/00217

{not adhering to the wound}

## References

### Informative references

*Attention is drawn to the following places, which may be of interest for search:*

|  |                                 |
|--|---------------------------------|
| Wound bandages or dressings with wax, e.g. petroleum or bees | <a href="#">A61F 2013/00161</a> |
|--|---------------------------------|

**A61F 2013/00225****{with non-degradable reinforcing layer, net or mesh}****References****Informative references***Attention is drawn to the following places, which may be of interest for search:*

|   |                                 |
|---|---------------------------------|
| Absorbent pads with a reinforcing structure, e.g. net | <a href="#">A61F 2013/53463</a> |
|---|---------------------------------|

**A61F 2013/00242****{to avoiding fraying or pilling}****References****Informative references***Attention is drawn to the following places, which may be of interest for search:*

|   |                                 |
|---|---------------------------------|
| Lint-free wound bandages, i.e. non-linting or fraying | <a href="#">A61F 2013/00348</a> |
|---|---------------------------------|

**A61F 2013/00272****{protection of the body or articulation}****References****Informative references***Attention is drawn to the following places, which may be of interest for search:*

|  |                                 |
|--|---------------------------------|
| Wound bandages with safety barrier for protection of the operator                        | <a href="#">A61F 2013/00297</a> |
| Absorbent pads for protecting the body against ulcers                                    | <a href="#">A61F 2013/15024</a> |
| Absorbent pads for protecting in contaminated ambience, e.g. NBC or industrial chemicals | <a href="#">A61F 2013/15065</a> |

**A61F 2013/00297****{safety barrier for protection of the operator}****References****Informative references***Attention is drawn to the following places, which may be of interest for search:*

|  |                                 |
|--|---------------------------------|
| Wound bandages for protection of the body or articulation                                | <a href="#">A61F 2013/00272</a> |
| Absorbent pads for protecting the body against ulcers                                    | <a href="#">A61F 2013/15024</a> |
| Absorbent pads for protecting in contaminated ambience, e.g. NBC or industrial chemicals | <a href="#">A61F 2013/15065</a> |
| Absorbent pads used as prophylaxis   | <a href="#">A61F 2013/15081</a> |

**A61F 2013/0031****{for handling common life objects, e.g. telephone}****References****Informative references***Attention is drawn to the following places, which may be of interest for search:*

|                                    |                                 |
|------------------------------------|---------------------------------|
| Absorbent pads used as prophylaxis | <a href="#">A61F 2013/15081</a> |
|------------------------------------|---------------------------------|

**A61F 2013/00331****{lubricants}****References****Informative references***Attention is drawn to the following places, which may be of interest for search:*

|  |                                 |
|--|---------------------------------|
| Wound bandages or dressings with wax, e.g. petroleum or bees | <a href="#">A61F 2013/00161</a> |
| Wound bandages not adhering to the wound                     | <a href="#">A61F 2013/00217</a> |
| Absorbent pads being sprayed with lubricants                 | <a href="#">A61F 2013/51073</a> |

**A61F 2013/00357****{implanted wound fillings or covers}****References****Informative references***Attention is drawn to the following places, which may be of interest for search:*

|  |                             |
|--|-----------------------------|
| Support means for bone substitute or for bone graft implants, e.g. membranes or plates for covering bone defects | <a href="#">A61F 2/2846</a> |
|--|-----------------------------|

**A61F 2013/00378****{coloured as the skin}****References****Informative references***Attention is drawn to the following places, which may be of interest for search:*

|  |                                 |
|--|---------------------------------|
| Coloured wound bandages or with decoration pattern or printing | <a href="#">A61F 2013/00153</a> |
|--|---------------------------------|

**A61F 2013/00382****{reconstructing the body shape}****References****Informative references***Attention is drawn to the following places, which may be of interest for search:*

|                                |                                 |
|--------------------------------|---------------------------------|
| Plasters shaped as a body part | <a href="#">A61F 2013/00574</a> |
|--------------------------------|---------------------------------|

**A61F 2013/00387****{skin protection}****References****Informative references***Attention is drawn to the following places, which may be of interest for search:*

|   |                                 |
|---|---------------------------------|
| Wound bandages for protection of the body or articulation         | <a href="#">A61F 2013/00272</a> |
| Wound bandages with safety barrier for protection of the operator | <a href="#">A61F 2013/00297</a> |
| Plasters for protection of suture stitches                        | <a href="#">A61F 2013/00455</a> |
| Plasters for protection of wound surround                         | <a href="#">A61F 2013/00825</a> |

**A61F 2013/00421****{with double adhesive layer}****References****Informative references***Attention is drawn to the following places, which may be of interest for search:*

|   |                                 |
|---|---------------------------------|
| Plasters for surgical sutures with cyano-acrylic adhesive                     | <a href="#">A61F 2013/00459</a> |
| Plasters with adhesive connecting means                                       | <a href="#">A61F 2013/00561</a> |
| Adhesives for plasters  | <a href="#">A61F 2013/00655</a> |
| Plasters with means for wound humidity control with absorbent adhesives       | <a href="#">A61F 2013/00757</a> |
| Plasters with means for wound humidity control with permeable adhesive layers | <a href="#">A61F 2013/00761</a> |
| Plasters with different adhesion of different adhesive layers                 | <a href="#">A61F 2013/00804</a> |
| Plasters changing the adhesion force with strain value                        | <a href="#">A61F 2013/00838</a> |

**A61F 2013/00455****{for protection of suture stitches}****References****Informative references***Attention is drawn to the following places, which may be of interest for search:*

|   |                                 |
|---|---------------------------------|
| Wound bandages for protection of the body or articulation         | <a href="#">A61F 2013/00272</a> |
| Wound bandages with safety barrier for protection of the operator | <a href="#">A61F 2013/00297</a> |
| Plasters for skin protection                                      | <a href="#">A61F 2013/00387</a> |
| Plasters for protection of wound surround                         | <a href="#">A61F 2013/00825</a> |

**A61F 2013/00459****{with cyano-acrylic adhesive}****References****Informative references***Attention is drawn to the following places, which may be of interest for search:*

|   |                                 |
|---|---------------------------------|
| Plasters with adhesives for mucosae       | <a href="#">A61F 2013/00714</a> |
| Plasters with adhesives for use on wounds | <a href="#">A61F 2013/00719</a> |

**A61F 2013/0048****{for toes}****References****Informative references***Attention is drawn to the following places, which may be of interest for search:*

|  |                                 |
|--|---------------------------------|
| Wound bandages for red nails, in-grown nails or felons (inflamed digits) | <a href="#">A61F 2013/00353</a> |
|--|---------------------------------|

**A61F 2013/00519****{for treating burn}****References****Informative references***Attention is drawn to the following places, which may be of interest for search:*

|  |                                 |
|--|---------------------------------|
| Wound bandages for burns or skin transplants | <a href="#">A61F 2013/00157</a> |
|--|---------------------------------|



**A61F 2013/00523**

{with hydrogel}

**References****Informative references***Attention is drawn to the following places, which may be of interest for search:*

|   |                                 |
|---|---------------------------------|
| Wound bandages with alginate, not adhering to the wound                             | <a href="#">A61F 2013/00229</a> |
| Plasters with hydrogel adhesive   | <a href="#">A61F 2013/00676</a> |
| Plasters with water-based adhesive  | <a href="#">A61F 2013/00689</a> |
| Plasters with adhesives for mucosae   | <a href="#">A61F 2013/00714</a> |
| Plasters with adhesives for use on wounds   | <a href="#">A61F 2013/00719</a> |
| Plasters with means for wound humidity control with hydrocolloids or superabsorbers | <a href="#">A61F 2013/00748</a> |
| Plasters with means for wound humidity control with absorbent adhesives             | <a href="#">A61F 2013/00757</a> |
| Plasters with means for wound humidity control with fumed silica                    | <a href="#">A61F 2013/00787</a> |
| Impervious plasters with viscoelastic oil-elastomer gel                             | <a href="#">A61F 2013/00893</a> |

**A61F 2013/00531**

{for exfoliation}

**References****Informative references***Attention is drawn to the following places, which may be of interest for search:*

|   |                                 |
|---|---------------------------------|
| Plasters containing means with biological activity, e.g. enzymes for debriding wounds or others, collagen or growth factors | <a href="#">A61F 2013/00927</a> |
|---|---------------------------------|

**A61F 2013/00548**

{net}

**References****Informative references***Attention is drawn to the following places, which may be of interest for search:*

|                                   |                                 |
|-----------------------------------|---------------------------------|
| Wound bandages with net structure | <a href="#">A61F 2013/00097</a> |
|-----------------------------------|---------------------------------|

**A61F 2013/00561****{with adhesive connecting means}****References****Informative references***Attention is drawn to the following places, which may be of interest for search:*

|   |                                 |
|---|---------------------------------|
| Plasters for use with needles, tubes or catheters with double adhesive layer  | <a href="#">A61F 2013/00421</a> |
| Plasters for surgical sutures with cyano-acrylic adhesive                     | <a href="#">A61F 2013/00459</a> |
| Adhesives for plasters  | <a href="#">A61F 2013/00655</a> |
| Plasters with means for wound humidity control with absorbent adhesives       | <a href="#">A61F 2013/00757</a> |
| Plasters with means for wound humidity control with permeable adhesive layers | <a href="#">A61F 2013/00761</a> |
| Plasters with different adhesion of different adhesive layers                 | <a href="#">A61F 2013/00804</a> |
| Plasters changing the adhesion force with strain value                        | <a href="#">A61F 2013/00838</a> |

**A61F 2013/00655****{adhesive}****References****Informative references***Attention is drawn to the following places, which may be of interest for search:*

|   |                                 |
|---|---------------------------------|
| Wound bandages with alginate, not adhering to the wound                             | <a href="#">A61F 2013/00229</a> |
| Plasters for use with needles, tubes or catheters with double adhesive layer        | <a href="#">A61F 2013/00421</a> |
| Plasters for surgical sutures with cyano-acrylic adhesive                           | <a href="#">A61F 2013/00459</a> |
| Plasters for treating burn with hydrogel  | <a href="#">A61F 2013/00523</a> |
| Plasters with adhesive connecting means   | <a href="#">A61F 2013/00561</a> |
| Plasters with hydrogel adhesive   | <a href="#">A61F 2013/00676</a> |
| Plasters with adhesive for mucosae  | <a href="#">A61F 2013/00714</a> |
| Plasters with adhesives for use on wounds   | <a href="#">A61F 2013/00719</a> |
| Plasters with means for wound humidity control with hydrocolloids or superabsorbers | <a href="#">A61F 2013/00748</a> |
| Plasters with means for wound humidity control with absorbent adhesives             | <a href="#">A61F 2013/00757</a> |
| Plasters with means for wound humidity control with permeable adhesive layers       | <a href="#">A61F 2013/00761</a> |
| Plasters with means for wound humidity control with fumed silica                    | <a href="#">A61F 2013/00787</a> |
| Plasters with different adhesion of different adhesive layers                       | <a href="#">A61F 2013/00804</a> |
| Plasters changing the adhesion force with strain value                              | <a href="#">A61F 2013/00838</a> |
| Impervious plasters with viscoelastic oil-elastomer gel                             | <a href="#">A61F 2013/00893</a> |

**A61F 2013/00748****{with hydrocolloids or superabsorbers}****References****Informative references***Attention is drawn to the following places, which may be of interest for search:*

|   |                                 |
|---|---------------------------------|
| Wound bandages with alginate, not adhering to the wound                 | <a href="#">A61F 2013/00229</a> |
| Plasters for surgical sutures with cyano-acrylic adhesive               | <a href="#">A61F 2013/00459</a> |
| Plasters for treating burn with hydrogel                                | <a href="#">A61F 2013/00523</a> |
| Plasters with hydrogel adhesive   | <a href="#">A61F 2013/00676</a> |
| Plasters with water-based adhesive                                      | <a href="#">A61F 2013/00689</a> |
| Plasters with adhesives for mucosae                                     | <a href="#">A61F 2013/00714</a> |
| Plasters with adhesives for use on wounds                               | <a href="#">A61F 2013/00719</a> |
| Plasters with means for wound humidity control with absorbent adhesives | <a href="#">A61F 2013/00757</a> |
| Plasters with means for wound humidity control with fumed silica        | <a href="#">A61F 2013/00787</a> |
| Impervious plasters with viscoelastic oil-elastomer gel                 | <a href="#">A61F 2013/00893</a> |

**A61F 2013/00804****{different adhesion of different adhesive layers}****References****Informative references***Attention is drawn to the following places, which may be of interest for search:*

|   |                                 |
|---|---------------------------------|
| Plasters for use with needles, tubes or catheters with double adhesive layer  | <a href="#">A61F 2013/00421</a> |
| Plasters for surgical sutures with cyano-acrylic adhesive                     | <a href="#">A61F 2013/00459</a> |
| Plasters with adhesive connecting means                                       | <a href="#">A61F 2013/00561</a> |
| Adhesives for plasters  | <a href="#">A61F 2013/00655</a> |
| Plasters with means for wound humidity control with absorbent adhesives       | <a href="#">A61F 2013/00757</a> |
| Plasters with means for wound humidity control with permeable adhesive layers | <a href="#">A61F 2013/00761</a> |
| Plasters changing the adhesion force with strain value                        | <a href="#">A61F 2013/00838</a> |

**A61F 2013/00825****{protection of wound surround}****References****Informative references***Attention is drawn to the following places, which may be of interest for search:*

|   |                                 |
|---|---------------------------------|
| Wound bandages for protection of the body or articulation | <a href="#">A61F 2013/00272</a> |
|---|---------------------------------|

|  |                                 |
|--|---------------------------------|
| Wound bandages with safety barrier for protection of the operator                        | <a href="#">A61F 2013/00297</a> |
| Plasters for skin protection   | <a href="#">A61F 2013/00387</a> |
| Plasters for protection of suture stitches   | <a href="#">A61F 2013/00455</a> |
| Absorbent pads for protecting the body against ulcers                                    | <a href="#">A61F 2013/15024</a> |
| Absorbent pads for protecting in contaminated ambience, e.g. NBC or industrial chemicals | <a href="#">A61F 2013/15065</a> |
| Absorbent pads used as prophylaxis   | <a href="#">A61F 2013/15081</a> |

## A61F 2013/00838

{changing the adhesion force with strain value}

### References

#### Informative references

Attention is drawn to the following places, which may be of interest for search:

|   |                                 |
|---|---------------------------------|
| Plasters for use with needles, tubes or catheters with double adhesive layer  | <a href="#">A61F 2013/00421</a> |
| Plasters for surgical sutures with cyano-acrylic adhesive                     | <a href="#">A61F 2013/00459</a> |
| Plasters with adhesive connecting means                                       | <a href="#">A61F 2013/00561</a> |
| Adhesives for plasters  | <a href="#">A61F 2013/00655</a> |
| Plasters with means for wound humidity control with absorbent adhesives       | <a href="#">A61F 2013/00757</a> |
| Plasters with means for wound humidity control with permeable adhesive layers | <a href="#">A61F 2013/00761</a> |
| Plasters with different adhesion of different adhesive layers                 | <a href="#">A61F 2013/00804</a> |

## A61F 2013/00855

{pervious to air or vapours}

### References

#### Informative references

Attention is drawn to the following places, which may be of interest for search:

|  |                                 |
|--|---------------------------------|
| Wound bandages in a special way pervious to air or vapours | <a href="#">A61F 2013/00246</a> |
|--|---------------------------------|

## A61F 2013/00893

{viscoelastic oil-elastomer gel}

### References

#### Informative references

Attention is drawn to the following places, which may be of interest for search:

|                                  |                                 |
|----------------------------------|---------------------------------|
| Plasters with hydrogel adhesive  | <a href="#">A61F 2013/00676</a> |
| Plasters with oil-based adhesive | <a href="#">A61F 2013/00693</a> |

|   |                                 |
|---|---------------------------------|
| Plasters with elastomer adhesive, e.g. rubber-based | <a href="#">A61F 2013/00697</a> |
|---|---------------------------------|

## A61F 2013/00923

{triboelectricity}

### References

#### Informative references

Attention is drawn to the following places, which may be of interest for search:

|   |                                |
|---|--------------------------------|
| Wound bandages with triboelectric materials | <a href="#">A61F 2013/0034</a> |
|---|--------------------------------|

## A61F 2013/00936

{metal}

### References

#### Informative references

Attention is drawn to the following places, which may be of interest for search:

|  |                                 |
|--|---------------------------------|
| Wound bandages not adhering to the wound with metallic layer | <a href="#">A61F 2013/00234</a> |
|--|---------------------------------|

## A61F 2013/0094

{for sensing physical parameters}

### References

#### Informative references

Attention is drawn to the following places, which may be of interest for search:

|                               |                                 |
|-------------------------------|---------------------------------|
| Plasters for conducting tests | <a href="#">A61F 2013/00429</a> |
|-------------------------------|---------------------------------|

## A61F 13/02

Adhesive bandages or dressings

### References

#### Informative references

Attention is drawn to the following places, which may be of interest for search:

|  |                            |
|--|----------------------------|
| Bandages or dressings specially adapted for feet or legs; Corn-pads; Corn-rings                    | <a href="#">A61F 13/06</a> |
| Elastic stockings; For contracting aneurisms   | <a href="#">A61F 13/08</a> |
| Bandages or dressings specially adapted for fingers, hands or arms; Finger-stalls; Nail-protectors | <a href="#">A61F 13/10</a> |
| Bandages or dressings specially adapted for the head or neck                                       | <a href="#">A61F 13/12</a> |
| Bandages or dressings specially adapted for the breast or abdomen                                  | <a href="#">A61F 13/14</a> |

|   |                              |
|---|------------------------------|
| Absorbent pads, e.g. sanitary towels, swabs or tampons for external or internal application to the body; Supporting or fastening means therefor; Tampon applicators | <a href="#">A61F 13/15</a>   |
| Vaccination diagnosis other than by injuring the skin, e.g. allergy test patches  | <a href="#">A61B 10/0035</a> |
| Surgical adhesives or cements; Adhesives for colostomy devices  | <a href="#">A61L 24/00</a>   |
| Devices for applying media, e.g. remedies, on the human body  | <a href="#">A61M 35/00</a>   |

**A61F 13/0203****with fluid retention members****References****Informative references***Attention is drawn to the following places, which may be of interest for search:*

|  |                             |
|--|-----------------------------|
| Transdermal patches having a drug layer or reservoir   | <a href="#">A61K 9/7084</a> |
| Seal, e.g. to apply around a wound, for isolating the treatment area in combination with an absorbent pad for irrigating or draining the wound | <a href="#">A61M 1/90</a>   |

**A61F 13/0269**

{Tapes for dressing attachment (for stoma bags [A61F 5/443](#); for nappies or sanitary towels [A61F 13/58](#); wound closure tapes [A61B 17/085](#); for surgical drapes [A61B 46/00](#); attaching catheters [A61M 25/02](#))}

**References****Informative references***Attention is drawn to the following places, which may be of interest for search:*

|                      |                             |
|----------------------|-----------------------------|
| Tapes for stoma bags | <a href="#">A61F 5/443</a>  |
| Wound closure tapes  | <a href="#">A61B 17/085</a> |
| Surgical drapes      | <a href="#">A61B 46/00</a>  |
| Attaching catheters  | <a href="#">A61M 25/02</a>  |

**A61F 13/04**

**Plaster of Paris bandages; Other stiffening bandages ([A61F 13/06](#) - [A61F 13/15](#) take precedence; orthopaedic casts made from stiffening bandages [A61F 5/01](#))**

**References****Limiting references**

*This place does not cover:*

|   |                            |
|---|----------------------------|
| Orthopaedic devices, e.g. long-term immobilising or pressure directing devices for treating broken or deformed bones such as splints, casts or braces | <a href="#">A61F 5/01</a>  |
| Bandages, dressings or absorbent pads specially adapted for feet or legs; Corn-pads; Corn-rings   | <a href="#">A61F 13/06</a> |
| Bandages, dressings or absorbent pads specially adapted for fingers, hands or arms; Finger-stalls; Nail-protectors                                    | <a href="#">A61F 13/10</a> |
| Bandages, dressings or absorbent pads specially adapted for the head or neck  | <a href="#">A61F 13/12</a> |
| Bandages, dressings or absorbent pads specially adapted for the breast or abdomen   | <a href="#">A61F 13/14</a> |
| Absorbent pads, e.g. sanitary towels, swabs or tampons for external or internal application to the body   | <a href="#">A61F 13/15</a> |

**Informative references**

*Attention is drawn to the following places, which may be of interest for search:*

|   |                            |
|---|----------------------------|
| Chemical aspects of orthopaedic devices | <a href="#">A61L 15/07</a> |
|---|----------------------------|

**A61F 13/05**

**specially adapted for use with sub-pressure or over-pressure therapy, wound drainage or wound irrigation, e.g. for use with negative-pressure wound therapy [NPWT]**

**References****Informative references**

*Attention is drawn to the following places, which may be of interest for search:*

|  |                            |
|--|----------------------------|
| Negative pressure wound therapy devices, i.e. devices for applying suction to a wound to promote healing, e.g. including a vacuum dressing | <a href="#">A61M 1/90</a>  |
| Drainage appliances for wounds in general  | <a href="#">A61M 27/00</a> |

**A61F 13/08****Elastic stockings; for contracting aneurisms****References****Informative references***Attention is drawn to the following places, which may be of interest for search:*

|   |  |
|---|--|
| Devices for domestic use for assisting in putting-on or pulling-off clothing, e.g. stockings or socks | <a href="#">A47G 25/907</a>  |
| For ligaturing or otherwise compressing tubular parts of the body, e.g. blood vessels, umbilical cord | <a href="#">A61B 17/12</a>   |
| Active massage of limbs   | <a href="#">A61H 2205/06&amp;</a><br><a href="#">A61H 2205/10</a>                    |
| Weft knitting processes for the production of stockings   | <a href="#">D04B 1/00</a> , <a href="#">D04B 9/52</a> ,<br><a href="#">D04B 1/26</a> |

**A61F 13/10****specially adapted for fingers, hands or arms; Finger-stalls; Nail-protectors****References****Informative references***Attention is drawn to the following places, which may be of interest for search:*

|  |                             |
|--|-----------------------------|
| Orthopaedic methods or devices for non-surgical treatment of bones or joints | <a href="#">A61F 5/00</a>   |
| Orthopaedic devices for the arms, hands or fingers                           | <a href="#">A61F 5/0118</a> |
| Restraining devices for arms   | <a href="#">A61F 5/37</a>   |
| Slings   | <a href="#">A61F 5/3738</a> |
| Shoulder bandages  | <a href="#">A61F 13/14</a>  |

**A61F 13/12****specially adapted for the head or neck****References****Informative references***Attention is drawn to the following places, which may be of interest for search:*

|                                   |                            |
|-----------------------------------|----------------------------|
| Ear, face, or lip protectors      | <a href="#">A45D 44/12</a> |
| Preparations for care of the skin | <a href="#">A61Q 19/00</a> |



## A61F 13/14

**specially adapted for the breast or abdomen (corsets or bandages for support of breast or abdomen [A61F 5/03](#))**

### References

#### Informative references

*Attention is drawn to the following places, which may be of interest for search:*

|   |                             |
|---|-----------------------------|
| Braces for providing support to the lower back, e.g. lumbo- sacral supports | <a href="#">A61F 5/028</a>  |
| Corsets or bandages for abdomen, teat or breast support                     | <a href="#">A61F 5/03</a>   |
| Brassieres for medical use or surgery                                       | <a href="#">A41C 3/0064</a> |

## A61F 13/15

**Absorbent pads, e.g. sanitary towels, swabs or tampons for external or internal application to the body; Supporting or fastening means therefor; Tampon applicators**

### Definition statement

*This place covers:*

Articles intended to be worn or held against the human body for absorbing excretions from natural openings.

### References

#### Application-oriented references

*Examples of places where the subject matter of this place is covered when specially adapted, used for a particular purpose, or incorporated in a larger system:*

|   |                            |
|---|----------------------------|
| Articles for absorbing wound excretions   | <a href="#">A61F 13/00</a> |
| Adhesive bandages or dressings  | <a href="#">A61F 13/02</a> |
| Bandages or dressings specially adapted for absorbing wound excretions for feet or legs           | <a href="#">A61F 13/06</a> |
| Bandages or dressings specially adapted for absorbing wound excretions for fingers, hands or arms | <a href="#">A61F 13/10</a> |
| Bandages or dressings specially adapted for absorbing wound excretions for head or neck           | <a href="#">A61F 13/12</a> |
| Bandages or dressings specially adapted for absorbing wound excretions for breast or abdomen      | <a href="#">A61F 13/14</a> |

#### Informative references

*Attention is drawn to the following places, which may be of interest for search:*

|                                  |                           |
|----------------------------------|---------------------------|
| Non-absorbent catamenial devices | <a href="#">A61F 5/44</a> |
| Pessaries                        | <a href="#">A61F 6/08</a> |
| Underwear                        | <a href="#">A41B 9/00</a> |

|  |                             |
|--|-----------------------------|
| Wristbands or headbands, e.g. for absorbing sweat                | <a href="#">A41D 20/00</a>  |
| Fittings or trimmings for hats, e.g. hat-bands                   | <a href="#">A42C 5/00</a>   |
| Insoles for insertion, e.g. footbeds or inlays                   | <a href="#">A43B 17/00</a>  |
| Tissues, wipes or patches for cleaning the skin (e.g. wet wipes) | <a href="#">A61K 8/0208</a> |

## A61F 13/15203

{Properties of the article, e.g. stiffness or absorbency (chemical aspects  
[A61L 15/00](#))}

### Relationships with other classification places

Investigating or analysing materials by determining their chemical or physical properties [G01N](#).

## A61F 13/15658

{Forming continuous, e.g. composite, fibrous webs, e.g. involving the application of pulverulent material on parts thereof}

### References

#### Informative references

Attention is drawn to the following places, which may be of interest for search:

|          |  |
|----------|--|
| Spraying | <a href="#">B05C 19/04</a> , <a href="#">B05B 7/14</a> |
|----------|--|

## A61F 13/15707

{Mechanical treatment, e.g. notching, twisting, compressing, shaping}

### Relationships with other classification places

Joining or sealing of preformed parts, welding of plastics materials and apparatus therefore:  
[B29C 65/00](#)

Corrugating in general: [B31F 1/20](#)

## A61F 13/15731

{Treating webs, e.g. for giving them a fibrelike appearance, e.g. by embossing}

### Relationships with other classification places

Vacuum drums for perforating: [B26F 1/26](#), [D06C 23/00](#), [D04H 1/465](#), [B29C 59/06](#), [B29C 59/022](#),  
[B29C 59/025](#), [B29C 51/225](#), [B29C 59/043](#), [B29C 51/225](#).

## A61F 13/15739

{Sealing, e.g. involving cutting}

### Relationships with other classification places

Bonding [B29C 45/00](#).

**A61F 13/20****Tampons, e.g. catamenial tampons; Accessories therefor****Definition statement**

*This place covers:*

All articles intended to be inserted within a natural opening e.g. nose plugs, dental absorbent tampons, catamenial tampons, anal plugs, ear plugs.

**References****Informative references**

*Attention is drawn to the following places, which may be of interest for search:*

|  |  |
|--|--|
| A wound opening is not considered as a natural opening and articles related to wound healing | <a href="#">A61F 13/00- A61F 13/14</a> |
| The swabs for cleaning wounds or absorbing wound liquids during surgery                      | <a href="#">A61F 13/36, A61F 13/38</a> |

**A61F 13/38****Swabs having a stick-type handle {, e.g. cotton tips} ([A61M 35/006](#) takes precedence)****References****Limiting references**

*This place does not cover:*

|  |                             |
|--|-----------------------------|
| Portable hand-held applicators having sponges, foams, absorbent pads or swabs for dispensing or spreading integral media on the human body, e.g. swabs containing a liquid in a rupturable reservoir | <a href="#">A61M 35/006</a> |
|--|-----------------------------|

**Informative references**

*Attention is drawn to the following places, which may be of interest for search:*

|                                     |                             |
|-------------------------------------|-----------------------------|
| Ear cleaners other than cotton tips | <a href="#">A61F 11/006</a> |
|-------------------------------------|-----------------------------|

**A61F 13/42****with wetness indicator or alarm****Definition statement**

*This place covers:*

All articles having means for indicating the article is wet, independently of the kind of absorbent article (napkins, diapers, tampons, wound dressings) or indicator (chemical, electrical, tactile etc.).

**Relationships with other classification places**

For determining moisture content, e.g. humidity, of the fluid by the use of electric, electro-chemical, or magnetic means [G01N 27/00](#).

**A61F 13/45**

characterised by the shape (cup-shaped type tampons [A61F 13/2045](#))

**Definition statement**

*This place covers:*

The two- or three- dimensional shape of articles or the shape of details thereof, and is intended as a head group to branch down to either articles needing another article or adhesive to be held against the body ([A61F 13/47](#)) or articles that are self-supporting e.g. diapers ([A61F 13/49](#)).

**A61F 2013/4537**

{with aeration ducts}

**References****Informative references**

*Attention is drawn to the following places, which may be of interest for search:*

|  |                               |
|--|-------------------------------|
| Absorbent articles characterised by the edge leakage prevention means having a continuous closed form, e.g. circle, ellipse, rectangle | <a href="#">A61F 13/49473</a> |
|--|-------------------------------|

**A61F 13/47**

Sanitary towels, incontinence pads or napkins ([A61F 13/49](#) takes precedence)

**Definition statement**

*This place covers:*

Absorbent articles that need another article or adhesive to be held against the body or articles which are held in place by the specific female or male anatomy.

**A61F 13/4702**

{having a reinforcing member}

**Definition statement**

*This place covers:*

Articles of the feminine hygiene napkin type having a reinforcing member to keep the shape in a desired form.

**A61F 13/4704**

{having preferential bending zones, e.g. fold lines or grooves}

**Definition statement**

*This place covers:*

Articles of the feminine hygiene napkin type where the fold lines or grooves are intended for allowing the article to fold or bent around them rather than being a barrier.

## References

### Informative references

Attention is drawn to the following places, which may be of interest for search:

|                                    |                               |
|------------------------------------|-------------------------------|
| Foldable male incontinence devices | <a href="#">A61F 13/471</a>   |
| Foldable interlabial articles      | <a href="#">A61F 13/47209</a> |

## A61F 13/47209

{having only interlabial part, i.e. with no extralabial parts}

### Definition statement

*This place covers:*

Articles which are intended to be placed against and to be hold by the labiae of the female anatomy.

## References

### Limiting references

*This place does not cover:*

|   |                              |
|---|------------------------------|
| Articles intended to be worn inside the vagina e.g. tampons | <a href="#">A61F 13/2051</a> |
|---|------------------------------|

## A61F 13/47218

{with a raised crotch region, e.g. hump}

### Definition statement

*This place covers:*

Articles of the feminine hygiene napkin type having a portion which is elevated in relation to the rest of the article with the intention to be in close contact with the source of excretions for acquiring easily the fluids.

## A61F 13/47227

{for interlabial use}

### Definition statement

*This place covers:*

Articles of which the dimension of the elevated portion permits the elevated portion to be inserted between the labia majora or deeper in the vagina.

## A61F 13/47263

{with activating means, e.g. elastic, heat or chemical activatable means}

### Definition statement

*This place covers:*

Articles of the feminine hygiene napkin type which have means that are in a latent state. During use or just before the use of the article the means are activated to perform a function so that the shape of the article is altered, e.g. elastics that stay inactive until they become wet in order to have a flat article

## Definition statement

before use and once wet their elastic properties become active and the shape of the article changes to a curved form.

## References

*Limiting references*

*This place does not cover:*

|  |   |
|--|---|
| Means which upon activation perform another function than changing the shape | <a href="#">A61F 13/8405</a>                                    |
| Skin enhancers   | <a href="#">A61F 13/8405</a> ,<br><a href="#">A61F 13/51113</a> |

**A61F 13/474****adjustable****Definition statement**

*This place covers:*

Articles of the feminine hygiene napkin type which are manually or elastically adjustable to fit the body shape or to increase or decrease their absorbency

**A61F 13/475****characterised by edge leakage prevention means****Definition statement**

*This place covers:*

Articles of the feminine hygiene napkin type having a kind of barrier to prevent the liquid from leaking out of the article and soil the underwear.

## References

*Informative references*

*Attention is drawn to the following places, which may be of interest for search:*

|   |                             |
|---|-----------------------------|
| The liquid impermeable backsheet per se | <a href="#">A61F 13/514</a> |
|---|-----------------------------|

**A61F 13/476****characterised by encircling the crotch region of the undergarment, e.g. with flaps****Definition statement**

*This place covers:*

Articles of the feminine hygiene napkin type having wings or flaps for being wrapped over the edge of the underwear. The primary function of the flaps should be the prevention of leakage or soiling the undergarment.

## References

### Informative references

Attention is drawn to the following places, which may be of interest for search:

|   |                              |
|---|------------------------------|
| Supporting means specially adapted for fastening the article on the underwear | <a href="#">A61F 13/5605</a> |
|---|------------------------------|

## A61F 13/49

**specially adapted to be worn around the waist, e.g. diapers, nappies**

### Definition statement

*This place covers:*

Articles which due to their form are self sustained around the waist, e.g. diapers, or pant form diapers.

## A61F 13/49003

**{Reusable, washable fabric diapers}**

### Definition statement

*This place covers:*

Absorbent articles that are washable and as such reusable. If a part mostly the outer cover/chassis is washable and has an exchangeable insert but the invention relies in the washable part then this document is to be classified in this subgroup and get an Indexing Code in [A61F 13/505](#). If however only the exchangeability of parts is disclosed so that they are to be reused several times without being of a special fabric having the possibility to be washed then this document is classified in [A61F 13/505](#).

## A61F 13/49004

**{with fastening means}**

## References

### Limiting references

*This place does not cover:*

|                        |   |
|------------------------|---|
| Fastening means per se | <a href="#">A61F 13/56</a> , <a href="#">A61F 13/58</a> |
|------------------------|---|

## A61F 13/49007

**{Form-fitting, self-adjusting disposable diapers}**

### Definition statement

*This place covers:*

Diapers or pants type diapers where the invention relies in the elastic or stretchable features intended to aid the article to conform to the body of the wearer.

## References

### Limiting references

*This place does not cover:*

|   |                               |
|---|-------------------------------|
| Elastic barriers which are covered by the edge leaking prevention | <a href="#">A61F 13/49413</a> |
|---|-------------------------------|

## A61F 13/4902

{characterised by the elastic material}

### Relationships with other classification places

Extensible layered products [B32B 5/04](#), [B32B 5/26](#) – [B32B 5/2795](#), [B32B 27/12](#), [B32B 37/144](#)

## References

### Informative references

*Attention is drawn to the following places, which may be of interest for search:*

|   |   |
|---|---|
| Layered products characterised by the non- homogeneity or physical structure characterised by structural features of a layer specified as extensible                | <a href="#">B32B 5/04</a>                               |
| Layered products characterised by the non- homogeneity, or physical structure characterised by features of foamed layer material with fibrous or filamentary layers | <a href="#">B32B 5/26</a> – <a href="#">B32B 5/2795</a> |
| Layered products comprising synthetic resin layer next to a fibrous or filamentary layer  | <a href="#">B32B 27/12</a>                              |
| Methods or apparatus for laminating characterised by layer properties having differing mechanical properties  | <a href="#">B32B 37/144</a>                             |

## A61F 13/493

adjustable {by adding or removing material, e.g. umbilical cord arrangements (adjustable by the fastening [A61F 13/5638](#), [A61F 13/5655](#))}

### Definition statement

*This place covers:*

Articles that are manually adjustable to conform the body shape or size.

## References

### Limiting references

*This place does not cover:*

|   |                            |
|---|----------------------------|
| The fastening means or the adjustability of the article through the fastening means | <a href="#">A61F 13/58</a> |
|---|----------------------------|



## A61F 13/4946

{the edge leakage prevention means being an absorbent medium  
([A61F 13/49426](#) takes precedence)}

### Definition statement

*This place covers:*

Articles that have secondary absorbent material located at the side edges of the article, mostly next to the main absorbent core.

### References

#### Limiting references

*This place does not cover:*

|   |                               |
|---|-------------------------------|
| Edge leakage prevention means with the barrier having an absorbent medium | <a href="#">A61F 13/49426</a> |
|---|-------------------------------|

#### Informative references

*Attention is drawn to the following places, which may be of interest for search:*

|  |  |
|--|--|
| The difference of absorbency of the absorbent core in the X-Y direction per se | <a href="#">A61F 13/532</a> ,<br><a href="#">A61F 13/535</a> |
|--|--|

### Special rules of classification

If the secondary absorbent material is located at the end edges, then this is covered by [A61F 13/49466](#).

## A61F 13/505

with separable parts, e.g. combination of disposable and reusable parts  
([A61F 13/20](#) {, [A61F 13/49003](#)} take precedence)

### References

#### Limiting references

*This place does not cover:*

|  |                               |
|--|-------------------------------|
| Tampons, e.g. catamenial tampons; Accessories therefor | <a href="#">A61F 13/20</a>    |
| Reusable, washable fabric diapers                      | <a href="#">A61F 13/49003</a> |

#### Informative references

*Attention is drawn to the following places, which may be of interest for search:*

|                               |                            |
|-------------------------------|----------------------------|
| Supporting or fastening means | <a href="#">A61F 13/56</a> |
|-------------------------------|----------------------------|

**A61F 13/51**

characterised by the outer layers of the pads ([A61F 13/20](#) takes precedence)

**Definition statement**

*This place covers:*

The outer layers of the absorbent articles whether feminine napkin tape or diapers. A backsheet is understood as the layer or composite layer that is intended to inhibit the liquid from flowing down of the article. A topsheet is understood as the layer which is in close contact with the skin for receiving the liquid.

**References****Limiting references**

*This place does not cover:*

|         |                            |
|---------|----------------------------|
| Tampons | <a href="#">A61F 13/20</a> |
|---------|----------------------------|

**Informative references**

*Attention is drawn to the following places, which may be of interest for search:*

|                            |                             |
|----------------------------|-----------------------------|
| Wicking or transfer layers | <a href="#">A61F 13/537</a> |
|----------------------------|-----------------------------|

**A61F 13/511**

**Topsheet, i.e. the permeable cover or layer facing the skin**

**References****Limiting references**

*This place does not cover:*

|   |                             |
|---|-----------------------------|
| If the layer immediately under the topsheet is a separate layer, i.e. not laminated to the topsheet and has the function of spreading the liquid in the X-Y direction | <a href="#">A61F 13/537</a> |
|---|-----------------------------|

**A61F 13/514**

**Backsheet, i.e. the impermeable cover or layer furthest from the skin**  
 {([A61F 13/15211](#), [A61F 13/15252](#) take precedence)}

**References****Informative references**

*Attention is drawn to the following places, which may be of interest for search:*

|  |                             |
|--|-----------------------------|
| If the inner layer immediately adjacent but not laminated to the backsheet is intended to distribute the liquid in the X-Y direction | <a href="#">A61F 13/537</a> |
|--|-----------------------------|

**A61F 13/51466****{providing stretchability without the use of elastic material}****Definition statement***This place covers:*

The material is, e.g. corrugated SELF or ring rolled so as to impart to the backsheet stretchability without being elastic.

**A61F 13/51478****{being a laminate, e.g. multi-layered or with several layers}****References****Limiting references***This place does not cover:*

|  |                             |
|--|-----------------------------|
| If the inner layer immediately adjacent but not laminated to the backsheet is intended to distribute the liquid in the X-Y direction | <a href="#">A61F 13/537</a> |
|--|-----------------------------|

**A61F 13/53****characterised by the absorbing medium ([A61F 13/20](#) takes precedence)****Definition statement***This place covers:*

The absorbent core of the absorbent articles. If the structure of the core is intended for conforming the body fit or the leakage prevention then this is covered by the corresponding subgroups [A61F 13/47](#), [A61F 13/475](#) or [A61F 13/49](#), [A61F 13/494](#).

**Relationships with other classification places**

Chemical composition: [A61L 15/16](#)

**A61F 13/533****having discontinuous areas of compression****References****Limiting references***This place does not cover:*

|   |   |
|---|---|
| Grooves which are intended for leakage prevention per se or for folding | <a href="#">A61F 13/4756</a> ,<br><a href="#">A61F 13/4704</a> ,<br><a href="#">A61F 13/49001</a> |
|---|---|

**A61F 13/534**

having an inhomogeneous composition through the thickness of the pad  
([A61F 13/538](#), [A61F 13/539](#) take precedence)

**References****Limiting references**

*This place does not cover:*

|   |                             |
|---|-----------------------------|
| Absorbent pads characterised by specific fibre orientation or weave   | <a href="#">A61F 13/538</a> |
| Absorbent pads characterised by the connection of absorbent layers with each other or with the outer layers | <a href="#">A61F 13/539</a> |

**Informative references**

*Attention is drawn to the following places, which may be of interest for search:*

|  |                            |
|--|----------------------------|
| Homogeneous cores with tissue wrapping | <a href="#">A61F 13/53</a> |
|--|----------------------------|

**A61F 13/551**

Packaging before or after use {(general packaging of absorbent pads  
[B65D 85/00](#))}

**Relationships with other classification places**

Foldable baby changing mats/supports: [A47D 15/00](#), [A47D 5/00](#).

**References****Limiting references**

*This place does not cover:*

|  |                      |
|--|----------------------|
| If the package or packaging is not directly related to the absorbent article | <a href="#">B65D</a> |
|--|----------------------|

**A61F 13/56**

Supporting or fastening means

**Definition statement**

*This place covers:*

All means for holding in their position the absorbent articles covered by the subgroups [A61F 13/45](#)-[A61F 13/51](#).

**References****Limiting references**

*This place does not cover:*

|                                      |   |
|--------------------------------------|---|
| Fastening means for wound appliances | <a href="#">A61F 13/00</a> - <a href="#">A61F 13/14</a> |
|--------------------------------------|---|

**A61F 13/5616**

{using flaps, e.g. adhesive, for attachment to the undergarment (leakage prevention means encircling the crotch portion [A61F 13/476](#))}

**References****Limiting references**

*This place does not cover:*

|  |                             |
|--|-----------------------------|
| If the flaps are indented to prevent leakage soiling of the undergarment | <a href="#">A61F 13/476</a> |
|--|-----------------------------|

**A61F 13/581**

{Tab fastener elements combining adhesive and mechanical fastening}

**References****Informative references**

*Attention is drawn to the following places, which may be of interest for search:*

|                                |                            |
|--------------------------------|----------------------------|
| Fabric strip fastener elements | <a href="#">A61F 13/62</a> |
|--------------------------------|----------------------------|

**A61F 13/62**

{Mechanical fastening means ([A61F 13/5611](#), [A61F 13/5616](#), [A61F 13/581](#) take precedence);} Fabric strip fastener elements, e.g. hook and loop ([A61F 13/66](#) takes precedence)

**Relationships with other classification places**

Hook and loop in general and the manufacturing thereof: [A44B 18/00](#).

**References****Limiting references**

*This place does not cover:*

|   |                              |
|---|------------------------------|
| Support using fastening strips                                    | <a href="#">A61F 13/5611</a> |
| Support using flaps   | <a href="#">A61F 13/5616</a> |
| Tab fastener elements combining adhesive and mechanical fastening | <a href="#">A61F 13/581</a>  |
| Garments, holders or supports not integral with absorbent pads    | <a href="#">A61F 13/66</a>   |

**A61F 13/82**

with means for attaching to the body

**Definition statement**

*This place covers:*

Articles that have means (mostly adhesive) to attached the article to the skin of the user in order to keep it in place.

## References

### Limiting references

*This place does not cover:*

|  |                            |
|--|----------------------------|
| Adhesive attachment of wound dressings | <a href="#">A61F 13/02</a> |
|--|----------------------------|

## A61F 15/00

**Auxiliary appliances for wound dressings; Dispensing containers for dressings or bandages {(packaging of wound dressings [A61F 13/00072](#))}**

## References

### Limiting references

*This place does not cover:*

|                              |                               |
|------------------------------|-------------------------------|
| Packaging of wound dressings | <a href="#">A61F 13/00072</a> |
|------------------------------|-------------------------------|

### Informative references

*Attention is drawn to the following places, which may be of interest for search:*

|   |                             |
|---|-----------------------------|
| Individual wrapped articles before or after use | <a href="#">A61F 13/551</a> |
|---|-----------------------------|

## A61F 17/00

### First-aid kits

### Definition statement

*This place covers:*

Packs, bags, packages, cases to be carried by a person and having items to be used under first aid circumstances. The items as such are not of importance.

## References

### Informative references

*Attention is drawn to the following places, which may be of interest for search:*

|  |                            |
|--|----------------------------|
| Bags in general                                | <a href="#">A45C</a>       |
| Bags for midwives                              | <a href="#">A61B 17/48</a> |
| Carrying bags, cases, trusses e.g. doctor bags | <a href="#">A61B 50/31</a> |