

D06F

LAUNDERING, DRYING, IRONING, PRESSING OR FOLDING TEXTILE ARTICLES

Definition statement

This place covers:

- Domestic or laundry dry-cleaning apparatuses using volatile solvents;
- Domestic, laundry or tailors' ironing or other hot-pressing of clothes, linen or other textile articles;
- Controlling or regulating domestic laundry dryers (cf. [D06F 58/30](#)).

The Indexing Codes [D06F 2101/00](#) - [D06F 2101/20](#) cover user input for the control of domestic laundry washing machines, washer-dryers or laundry dryers.

The Indexing Codes [D06F 2103/00](#) - [D06F 2103/70](#) cover parameters monitored or detected for the control of domestic laundry washing machines, washer-dryers or laundry dryers.

The Indexing Codes [D06F 2105/00](#) - [D06F 2105/62](#) cover systems or parameters controlled or affected by the control systems of washing machines, washer-dryers or laundry dryers.

Relationships with other classification places

This subclass does not cover treatment of textiles by purely chemical means, which is covered by subclasses [D06L](#) and [D06M](#).

Apparatuses for wringing, washing, dry cleaning, ironing or other hot-pressing of textiles in manufacturing operations are covered by [D06B](#) and [D06C](#).

A document should be classified in [D06F](#) if:

- It mainly relates to the treatment of home textiles, the treatment of other kinds of textiles should generally be classified somewhere else.
- It generally (but not always) relates to a domestic appliance for treating a textile article (the machine may however be coin-operated).

Exceptions to the rule at point (II) above are:

[D06F 31/00](#), [D06F 43/00](#), [D06F 47/00](#), [D06F 58/12](#), [D06F 67/04](#), [D06F 71/00](#), [D06F 89/00](#) , [D06F 93/00](#), [D06F 95/00](#) as well as their subgroups.

Applications regarding washing machine components like e.g. pumps, electric motors, electronic devices, displays per se, i.e. applications which claim the technical features of those components without describing any particular interaction between said components and the household appliance do not usually belong to [D06F](#), but to the general classification entry of their function per se.

The above-mentioned devices are mainly seen as "black boxes" connected to the appliance so as to interact with the appliance's operation.

For example, if an application relates to a jog dial, a display or a selector switch, there must be an interaction between said devices and the appliance itself in order to classify said application in [D06F 34/28](#) (the display or the switch should e.g. be mounted to the front panel and/or should e.g. be used for selecting a washing program).

A set of claims including a claim like " a household appliance comprising the device (e.g. a pump) according to claim 1" does only mean that a device according to claim 1 may be used in a household appliance (e.g. in a washing machine) and that the application may be classified in [D06F](#) only if there's a clear interaction between the component and the appliance's operation.

Relationships with other classification places

It is not to be automatically assumed that such applications belong to [D06F](#), nor that a household appliance should automatically be a washing machine or a dryer (a household appliance could e.g. be a stove, an oven, a refrigerator etc.).

References

Application-oriented references

Examples of places where the subject matter of this place is covered when specially adapted, used for a particular purpose, or incorporated in a larger system:

| | |
|---|----------------------|
| Apparatus for blocking, pressing, steaming or stretching hats | A42C |
|---|----------------------|

Informative references

Attention is drawn to the following places, which may be of interest for search:

| | |
|--|----------------------------|
| Dishwashers | A47L 15/00 |
| Cleaning in general | B08B |
| Treating textile materials by liquids, gases or vapors | D06B |
| Valves | F16K |
| Drying in general | F26B |
| Sensors | G01M |
| Electric motors | H02K |

Glossary of terms

In this place, the following terms or expressions are used with the meaning indicated:

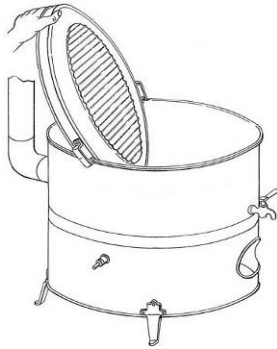
| | |
|------------------|--|
| Drum | Washing receptacle, rotating drum, washing drum or washing tub; the washing receptacle or drum is where the clothes are placed. Drums are generally perforated and are usually the rotating part of the washing machine, however, in D06F 13/00 and subgroups, D06F 15/00 and subgroups, D06F 17/00 and subgroups, D06F 18/00 and subgroups and D06F 19/00 and subgroups, the drum is always stationary. |
| Tub | Enclosing receptacle, external drum, external tub or fixed tub; the tub is the fixed part of the washing assembly, it contains the washing drum as well as the washing fluid; the tub is generally stationary and water-tight. |
| Washing assembly | Oscillating assembly, oscillating part or suspended part; it is generally composed by both the drum and the tub. |
| Lifter | Rib, elements mounted to a rotating drum and acting mainly on the clothes |
| Agitator: | Rotary and/or oscillating device mounted inside a stationary washing drum and acting mainly on the clothes |
| Impeller | Rotary devices mounted inside a stationary washing drum and acting mainly on the washing liquid |

D06F 1/00**Washing receptacles (of washing machines [D06F 37/00](#), [D06F 39/00](#))****Definition statement**

This place covers:

Washing receptacles suitable for hand washing (e.g. wash-up bowls).

Illustrative example of subject matter classified in this group.

**References****Informative references**

Attention is drawn to the following places, which may be of interest for search:

| | |
|-----------------------------|---|
| Details of washing machines | D06F 37/00 , D06F 39/00 |
|-----------------------------|---|

D06F 1/02**Wash-tubs; Supports therefor****Definition statement**

This place covers:

Wash-up bowls per se.

Illustrative example of subject matter classified in this group.



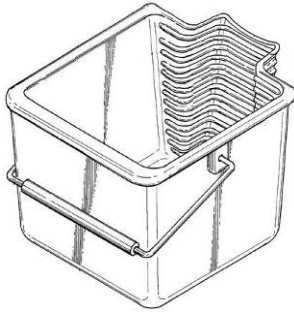
D06F 1/04

the tub walls or bottom having corrugations

Definition statement

This place covers:

Illustrative example of subject matter classified in this group.



References

Informative references

Attention is drawn to the following places, which may be of interest for search:

| | |
|----------------|---------------------------|
| Rubbing boards | D06F 3/02 |
|----------------|---------------------------|

D06F 1/06

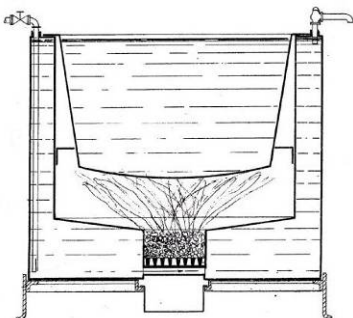
Wash-boiler receptacles

Definition statement

This place covers:

Wash-up bowls (generally made of metal) which can be heated by e.g. a gas burner.

Illustrative example of subject matter classified in this group.



D06F 1/08

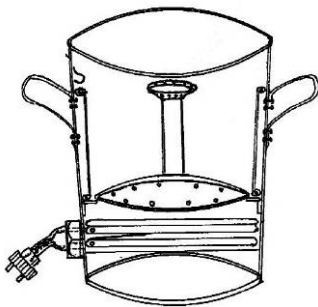
with special means for water circulation by heat, e.g. fountain-washers

Definition statement

This place covers:

Wash-up bowls (generally made of metal) comprising means for concentrating the heat of e.g. a burner and for applying it in such a way (e.g. to a hot water circuit), that steam within the boiler is quickly generated and, together with hot water, it is discharged on the garments to be washed.

Illustrative example of subject matter classified in this group.

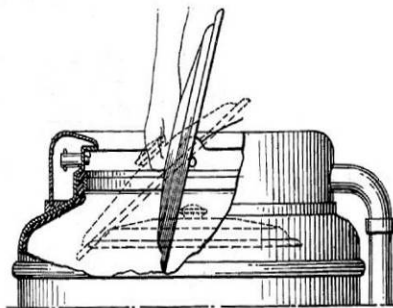
**D06F 1/10**

Covers; Handles

Definition statement

This place covers:

Illustrative example of subject matter classified in this group.

**D06F 1/12**

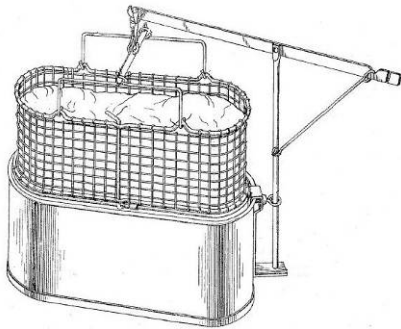
Racks or other rigid open containers of skeleton or like apertured construction supporting clothes in washing receptacles

Definition statement

This place covers:

Wire frame baskets or perforated metal containers suitable for supporting clothes in washing receptacles.

Illustrative example of subject matter classified in this group.



D06F 3/00

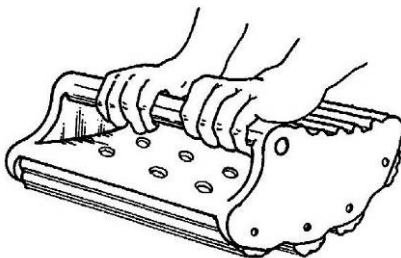
Hand rubbing apparatus (corrugated tub-walls [D06F 1/04](#))

Definition statement

This place covers:

Corrugated means against which the clothes are rubbed.

Illustrative example of subject matter classified in this group.



References

Limiting references

This place does not cover:

| | |
|--|---------------------------|
| Wash-tubs with the tub walls or bottom having corrugations | D06F 1/04 |
|--|---------------------------|

Special rules of classification

Wash-up bowls incorporating a corrugated surface have to be classified in [D06F 1/04](#) only.

Rubbing boards have to be classified in [D06F 3/02](#) only.

D06F 3/02

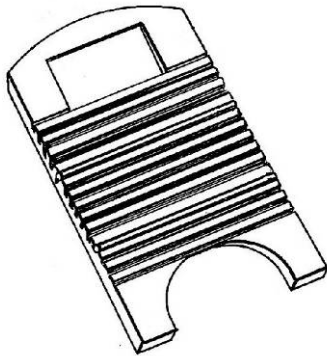
Rubbing boards

Definition statement

This place covers:

Corrugated boards against which the clothes are rubbed.

Illustrative example of subject matter classified in this group.



D06F 3/04

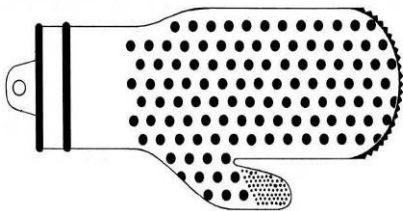
Hand rubbers, e.g. gloves with corrugated surfaces

Definition statement

This place covers:

Rubbing devices which are supposed to be used directly by hand.

Illustrative example of subject matter classified in this group.



D06F 5/00

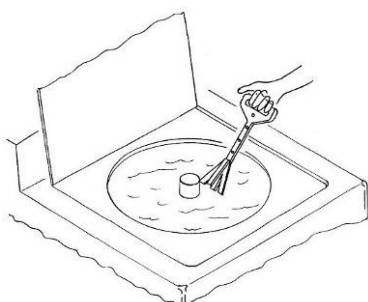
Hand implements for washing purposes, e.g. sticks (hand rubbing appliances [D06F 3/00](#))

Definition statement

This place covers:

Hand implements which are specifically designed for uniformly distributing/stirring the washing agent and/or the laundry in the washing tub.

Illustrative example of subject matter classified in this group.



References

Limiting references

This place does not cover:

| | |
|-------------------------|---------------------------|
| Hand rubbing appliances | D06F 3/00 |
|-------------------------|---------------------------|

Informative references

Attention is drawn to the following places, which may be of interest for search:

| | |
|---------|----------------------|
| Brushes | A46B |
|---------|----------------------|

D06F 5/005

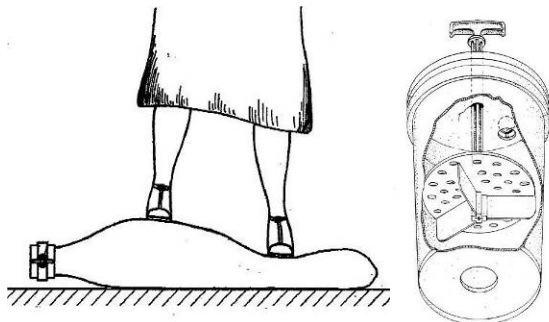
{Receptacles for washing articles, e.g. hosiery, by shaking or squeezing}

Definition statement

This place covers:

Washing receptacles, wherein the washing action is obtained by shaking or squeezing the receptacle itself.

Illustrative example of subject matter classified in this group.



D06F 5/02

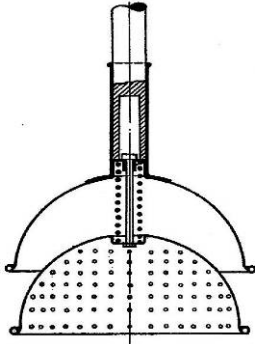
Plungers, dollies, pounders, squeezers, or the like

Definition statement

This place covers:

Washing devices which, during the washing action, are repeatedly pressed against the laundry/ removed from the laundry along a generally vertical direction.

Illustrative example of subject matter classified in this group.



References

Limiting references

This place does not cover:

| | |
|----------|---------------------------|
| Grippers | D06F 5/06 |
|----------|---------------------------|

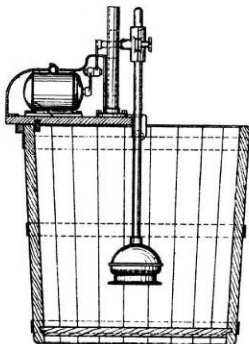
D06F 5/04

adapted for removable mounting on receptacles such as wash-tubs

Definition statement

This place covers:

Illustrative example of subject matter classified in this group.



D06F 5/06

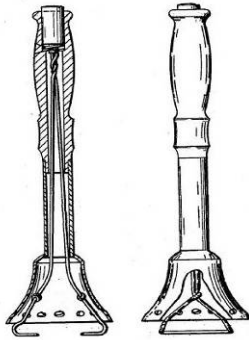
Grippers

Definition statement

This place covers:

Laundry grippers specially designed for washing purposes.

Illustrative example of subject matter classified in this group.



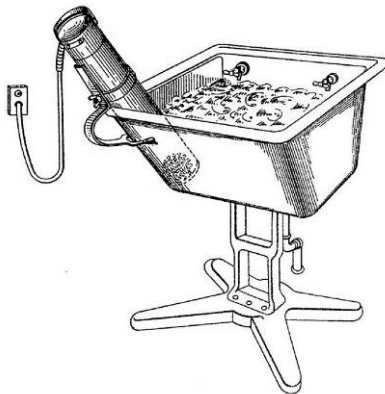
D06F 7/00

Washing devices adapted to be used independently of any particular receptacle, e.g. for removable mounting on wash-tubs, bath-tubs, or the like

Definition statement

This place covers:

Illustrative example of subject matter classified in this group.



D06F 7/02

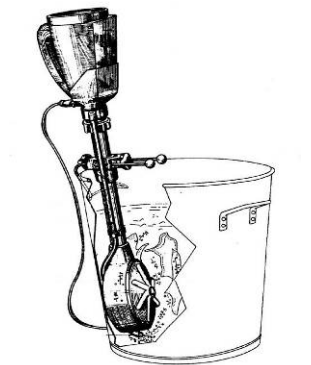
of the rotary-impeller type

Definition statement

This place covers:

Impellers or similar rotating bodies suitable for agitating the washing liquid.

Illustrative example of subject matter classified in this group.



D06F 7/04

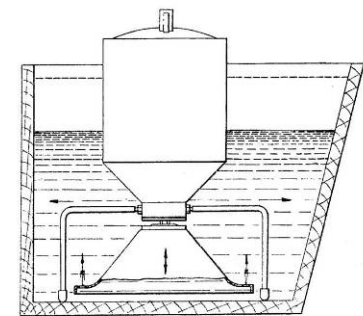
of the vibrator type

Definition statement

This place covers:

Washing devices, wherein the agitation of the washing fluid is generally obtained by oscillating e.g. a solid flat surface with a steady uninterrupted rhythm.

Illustrative example of subject matter classified in this group.



D06F 7/06

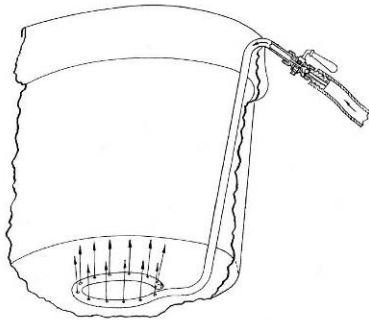
agitating the washing liquid by air

Definition statement

This place covers:

Washing devices, wherein the washing action is obtained by agitating the washing liquid using e.g. air jets.

Illustrative example of subject matter classified in this group.



D06F 9/00

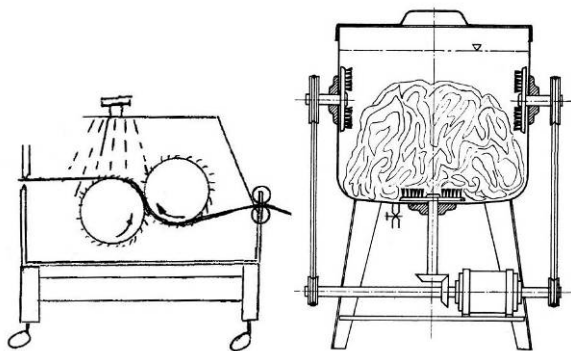
Brushing-type washing machines

Definition statement

This place covers:

Devices for washing home textiles comprising one or more brushing elements, wherein said brushing element comprises bristles hard enough to remove dirt but not so hard that they cause damage to the laundry.

Illustrative examples of subject matter classified in this group.



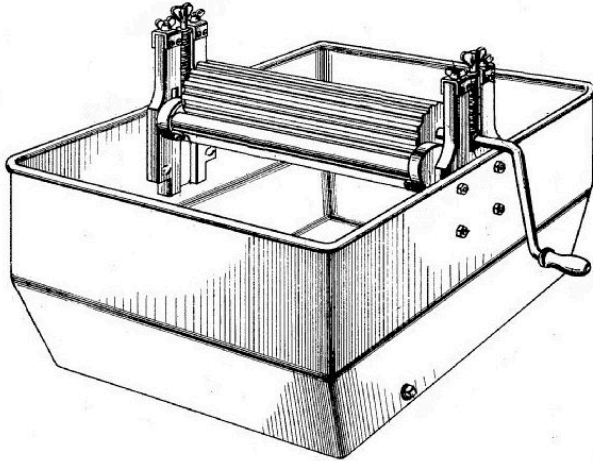
D06F 11/00

Washing machines using rollers, e.g. of the mangle type

Definition statement

This place covers:

Illustrative example of subject matter classified in this group.



References

Informative references

Attention is drawn to the following places, which may be of interest for search:

| | |
|--|----------------------------|
| Wringing machinges with two or more cooperating rollers. | D06F 45/00 |
|--|----------------------------|

D06F 13/00

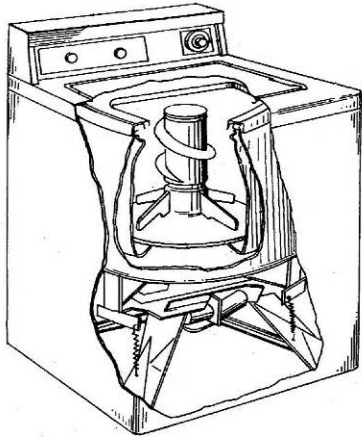
Washing machines having receptacles, stationary for washing purposes, with agitators therein contacting the articles being washed (plungers or the like adapted for removable mounting on receptacles [D06F 5/04](#))

Definition statement

This place covers:

Vertical axis washing machines provided with laundry agitators.

Illustrative example of subject matter classified in this group.



References

Limiting references

This place does not cover:

| | |
|--|---------------------------|
| Plungers or the like adapted for removable mounting on receptacles | D06F 5/04 |
|--|---------------------------|

Informative references

Attention is drawn to the following places, which may be of interest for search:

| | |
|---|---------------------------|
| Washing devices adapted to be used independently of any particular receptacle | D06F 7/00 |
|---|---------------------------|

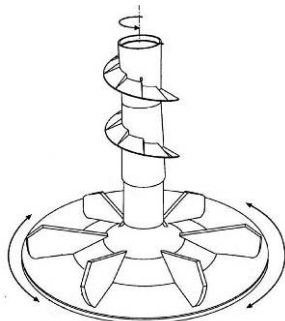
D06F 13/02

wherein the agitator has an oscillatory rotary motion only

Definition statement

This place covers:

Illustrative example of subject matter classified in this group.



Glossary of terms

In this place, the following terms or expressions are used with the meaning indicated:

| | |
|----------|--|
| Agitator | Rotary and/or oscillating device mounted inside a stationary washing drum and acting mainly on the clothes |
|----------|--|

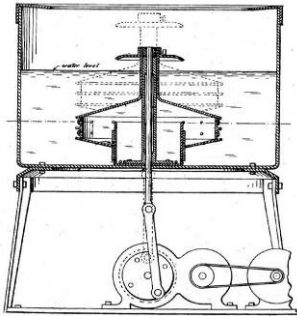
D06F 13/04

wherein the agitator has an axial motion only

Definition statement

This place covers:

Illustrative example of subject matter classified in this group.



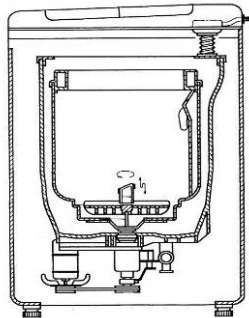
D06F 13/06

wherein the agitator has both rotary, e.g. oscillating rotary, motion and axial motion

Definition statement

This place covers:

Illustrative example of subject matter classified in this group.



D06F 13/08

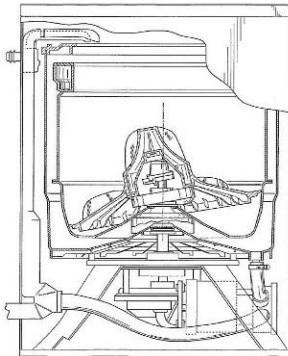
wherein the agitator has a gyratory or orbital motion

Definition statement

This place covers:

Vertical axis washing machines, wherein the agitator rotates and/or has an orbital motion.

Illustrative example of subject matter classified in this group.



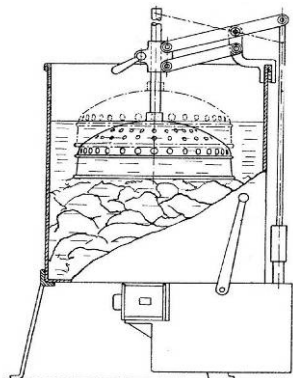
D06F 15/00

Washing machines having beating, rubbing or squeezing means in receptacles stationary for washing purposes (plungers or the like adapted for removable mounting on receptacles [D06F 5/04](#); mangle-type washing machines [D06F 11/00](#))

Definition statement

This place covers:

Illustrative example of subject matter classified in this group.



References

Limiting references

This place does not cover:

| | |
|--|----------------------------|
| Plungers or the like adapted for removable mounting on receptacles | D06F 5/04 |
| Mangle-type washing machines | D06F 11/00 |

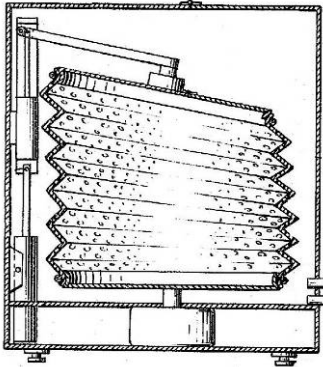
D06F 15/02

wherein the articles being washed are squeezed by a flexible diaphragm or bag

Definition statement

This place covers:

Illustrative example of subject matter classified in this group.



D06F 17/00

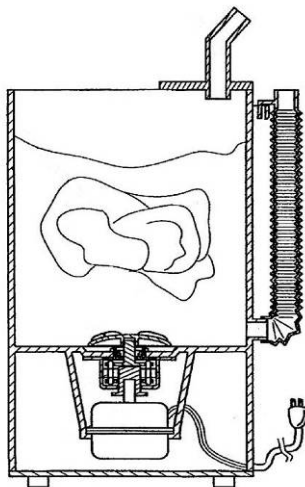
Washing machines having receptacles, stationary for washing purposes, wherein the washing action is effected solely by circulation or agitation of the washing liquid

Definition statement

This place covers:

Washing machines, wherein the washing action is only obtained by circulating or agitating the washing fluid.

Illustrative example of subject matter classified in this group.



References

Informative references

Attention is drawn to the following places, which may be of interest for search:

| | |
|---|----------------------------|
| Washing devices adapted to be used independently of any particular receptacle | D06F 7/00 |
| Using vibrations for washing purposes | D06F 19/00 |

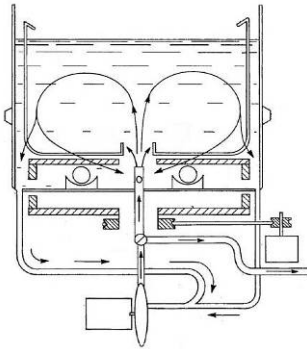
D06F 17/02

by pumps ([D06F 17/04](#) takes precedence)

Definition statement

This place covers:

Illustrative example of subject matter classified in this group.



References

Limiting references

This place does not cover:

| | |
|--|----------------------------|
| Washing action effected solely by water jets | D06F 17/04 |
|--|----------------------------|

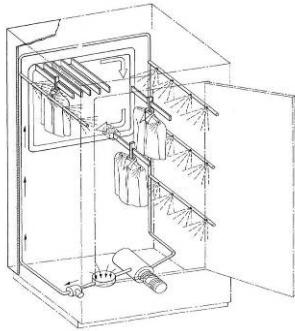
Informative references

Attention is drawn to the following places, which may be of interest for search:

| | |
|--|----------------------------|
| Dishwashers / washing liquid circulation by appl. pressure | A47L 15/08 |
|--|----------------------------|

D06F 17/04**solely by water jets****Definition statement***This place covers:*

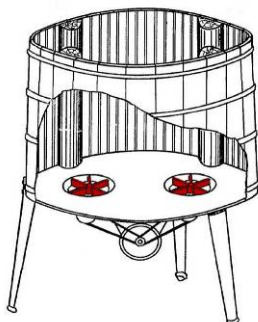
Washing machines technically close to dishwashers.

**References****Informative references***Attention is drawn to the following places, which may be of interest for search:*

| | |
|---|----------------------------|
| Dishwashers having stat. baskets and rigidly mounted spraying devices | A47L 15/16 |
|---|----------------------------|

D06F 17/06**by rotary impellers****Definition statement***This place covers:*

Illustrative example of subject matter classified in this group.

**Synonyms and Keywords***In this patent documents, the word "Impeller" is often used as a "synonym" for "pulsator".*

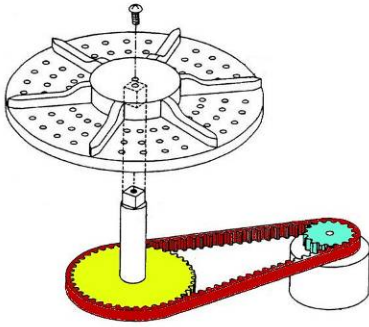
D06F 17/08

Driving arrangements for the impeller

Definition statement

This place covers:

Illustrative example of subject matter classified in this group.



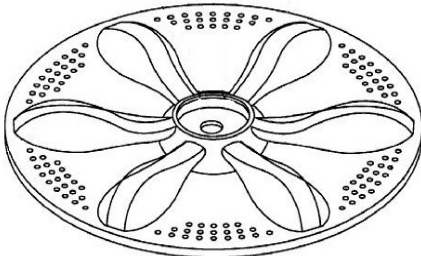
D06F 17/10

Impellers

Definition statement

This place covers:

Illustrative example of subject matter classified in this group.



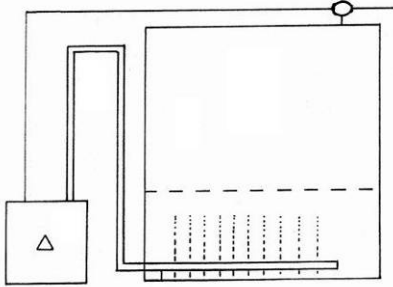
D06F 17/12

solely by gases, e.g. air or steam, introduced into the washing liquid

Definition statement

This place covers:

Washing machines technically close to dishwashers (no drum is present).

**References****Informative references**

Attention is drawn to the following places, which may be of interest for search:

| | |
|--|----------------------------|
| Dishwashers wherein the circulation of the washing liquid is obtained by introducing compressed gas (e.g. air) in the washing liquid | A47L 15/10 |
|--|----------------------------|

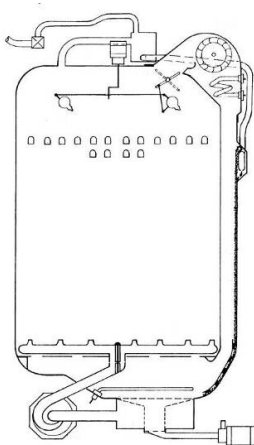
D06F 18/00

Washing machines having receptacles, stationary for washing purposes, and having further drying means (control of washing or of washing and drying [D06F 33/00](#), [D06F 34/00](#); domestic laundry dryers [D06F 58/00](#))

Definition statement

This place covers:

Illustrative example of subject matter classified in this group.



References

Limiting references

This place does not cover:

| | |
|---|---|
| Control of washing or of washing and drying | D06F 33/00 , D06F 34/00 |
| Domestic laundry dryers | D06F 58/00 |

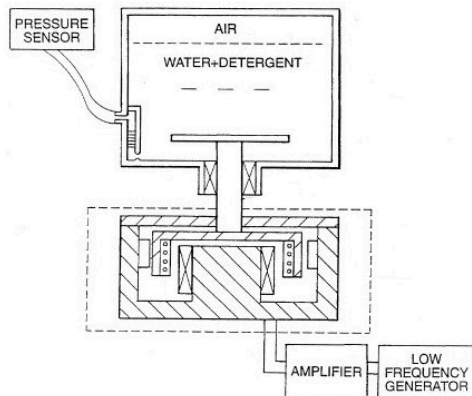
D06F 19/00

Washing machines using vibrations for washing purposes

Definition statement

This place covers:

Washing machines comprising vibrating devices.



References

Informative references

Attention is drawn to the following places, which may be of interest for search:

| | |
|--|---------------------------|
| Devices of the vibrator type adapted to be used independently of any particular receptacle | D06F 7/04 |
|--|---------------------------|

D06F 21/00

Washing machines with receptacles, e.g. perforated, having a rotary movement, e.g. oscillatory movement (with receptacles serving both for washing and centrifugally separating water from the laundry [D06F 23/00](#), [D06F 25/00](#); programme control aspects [D06F 33/00](#))

Definition statement

This place covers:

General concepts regarding the washing machine as a whole;

Machines which do not necessarily spin-dry and which may comprise lifters and/or impellers.

References

Limiting references

This place does not cover:

| | |
|---|----------------------------|
| Washing machines with receptacles moving bodily about an axis | D06F 27/00 |
| Programme-control aspects of washing machines | D06F 33/00 |

Informative references

Attention is drawn to the following places, which may be of interest for search:

| | |
|---|----------------------------|
| Washing machines with receptacles moving bodily about an axis | D06F 27/00 |
|---|----------------------------|

Synonyms and Keywords

In patent documents, the following words/expressions are often used as synonyms:

- receptacle and drum
- enclosing receptacle and tub
- lifters and ribs

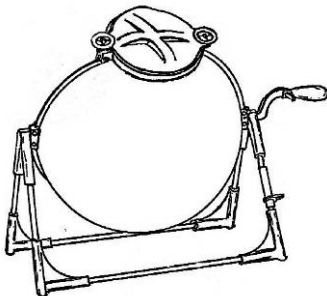
D06F 21/02

about a horizontal axis

Definition statement

This place covers:

Illustrative example of subject matter classified in this group.



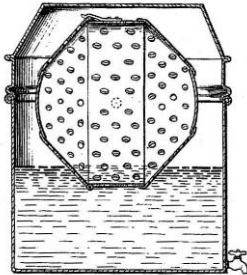
D06F 21/04

within an enclosing receptacle

Definition statement

This place covers:

Illustrative example of subject matter classified in this group.



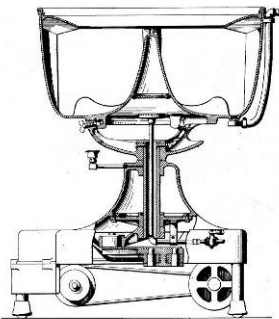
D06F 21/06

about a vertical axis

Definition statement

This place covers:

Illustrative example of subject matter classified in this group.



D06F 21/08

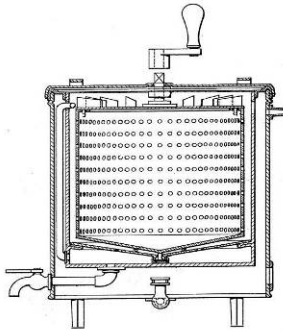
within an enclosing receptacle

Definition statement

This place covers:

Washing machines comprising a tub (enclosing receptacle).

Illustrative example of subject matter classified in this group.



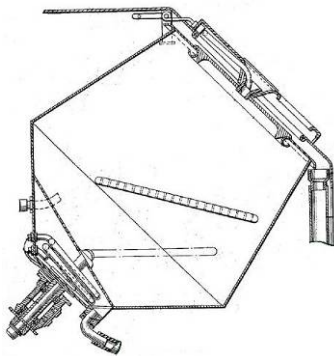
D06F 21/10

about an inclined axis

Definition statement

This place covers:

Illustrative example of subject matter classified in this group.



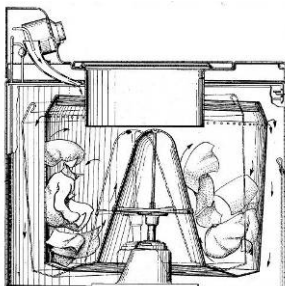
D06F 21/12

the receptacle having a wobbling motion

Definition statement

This place covers:

Illustrative example of subject matter classified in this group.



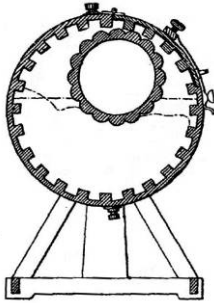
D06F 21/14

with rubbing or beating means not secured to, or forming part of, the receptacle

Definition statement

This place covers:

Illustrative example of subject matter classified in this group.



D06F 23/00

Washing machines with receptacles, e.g. perforated, having a rotary movement, e.g. oscillatory movement, the receptacle serving both for washing and for centrifugally separating water from the laundry (with further drying means [D06F 25/00](#); programme control aspects [D06F 33/00](#))

Definition statement

This place covers:

General layouts.

References

Limiting references

This place does not cover:

| | |
|---|----------------------------|
| Washing machines of this type with further drying means | D06F 25/00 |
| Programme-control aspects | D06F 33/00 |

Synonyms and Keywords

In patent documents, the following words/expressions are often used as synonyms:

- tub and drum

D06F 23/02

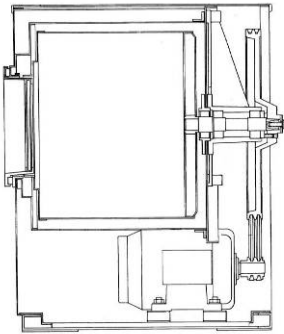
and rotating or oscillating about a horizontal axis

Definition statement

This place covers:

Washing machines with receptacles, e.g. perforated, having a rotary movement, e.g. oscillatory movement around an horizontal axis, the receptacle serving both for washing and centrifugally draining.

Illustrative example of subject matter classified in this group.



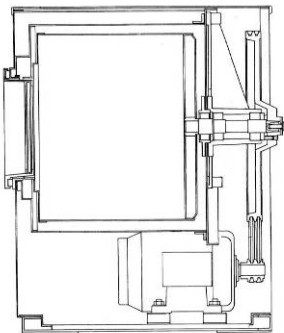
D06F 23/025

{with a rotatable imperforate tub}

Definition statement

This place covers:

Illustrative example of subject matter classified in this group.



D06F 23/04

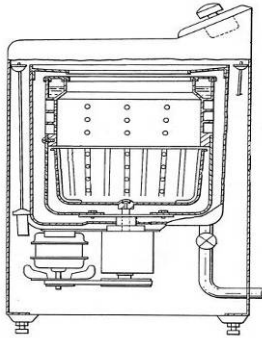
and rotating or oscillating about a vertical axis

Definition statement

This place covers:

Washing machines with receptacles, e.g. perforated, having a rotary movement, e.g. oscillatory movement around a vertical axis, the receptacle serving both for washing and centrifugally draining.

Illustrative example of subject matter classified in this group:



D06F 23/06

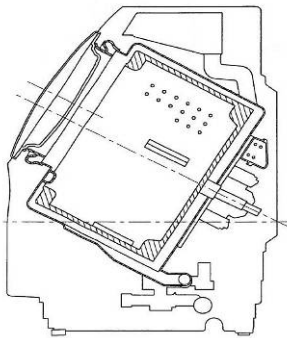
and rotating or oscillating about an inclined axis

Definition statement

This place covers:

Washing machines with receptacles, e.g. perforated, having a rotary movement, e.g. oscillatory movement around an inclined axis, the receptacle serving both for washing and centrifugally draining.

Illustrative example of subject matter classified in this group.



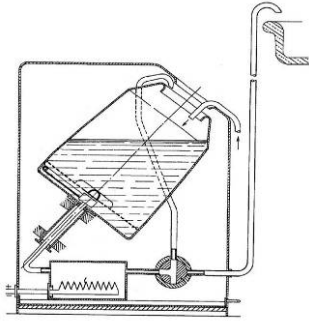
D06F 23/065

{with a rotatable imperforate tub}

Definition statement

This place covers:

Illustrative example of subject matter classified in this group.

**D06F 25/00**

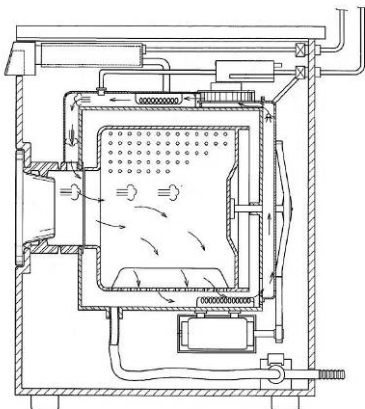
Washing machines with receptacles, e.g. perforated, having a rotary movement, e.g. oscillatory movement, the receptacle serving both for washing and for centrifugally separating water from the laundry and having further drying means, e.g. using hot air (control of washing or of washing and drying [D06F 33/00](#), [D06F 34/00](#); domestic laundry dryers [D06F 58/00](#))

Definition statement

This place covers:

General and simple aspects of the drying means.

Illustrative example of subject matter classified in this group.



References

Limiting references

This place does not cover:

| | |
|---|---|
| Control of washing or of washing and drying | D06F 33/00 , D06F 34/00 |
| Domestic laundry dryers | D06F 58/00 |

Synonyms and Keywords

In patent documents, the following words/expressions are often used as synonyms:

- "receptacle" and "drum"

D06F 27/00

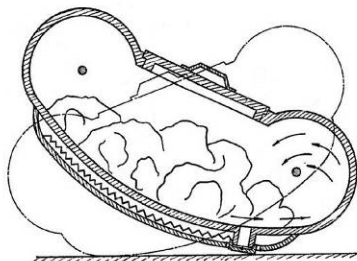
Washing machines with receptacles moving bodily, e.g. reciprocating, swinging

Definition statement

This place covers:

Washing machines having receptacles which do not necessarily rotate around an axis and, wherein the washing action is mainly obtained by shaking, oscillating, lifting and/or dropping of the receptacle as a whole.

Illustrative example of subject matter classified in this group.



D06F 29/00

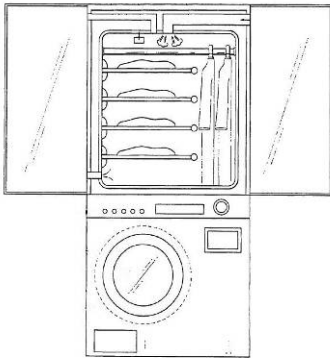
Combinations of a washing machine with other separate apparatus in a common frame or the like, e.g. with rinsing apparatus

Definition statement

This place covers:

Combinations of washing machines with other separate household appliances, wherein both devices share the same support structure (e.g. frame or casing).

Illustrative example of subject matter classified in this group.



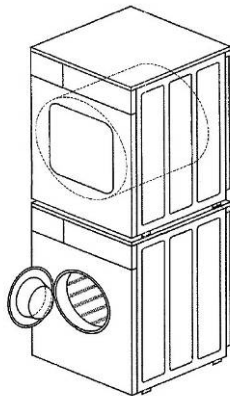
D06F 29/005

{the other separate apparatus being a drying appliance}

Definition statement

This place covers:

Illustrative example of subject matter classified in this group.



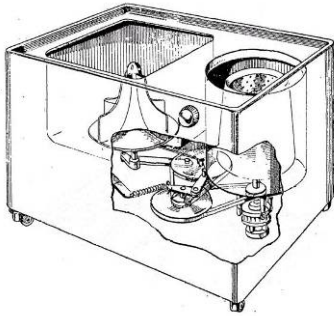
D06F 29/02

with liquid-extracting apparatus (with roller wringer [D06F 45/12](#))

Definition statement

This place covers:

Illustrative example of subject matter classified in this group.

**References****Limiting references**

This place does not cover:

| | |
|---------------------------------|----------------------------|
| Combination with roller wringer | D06F 45/12 |
|---------------------------------|----------------------------|

D06F 31/00

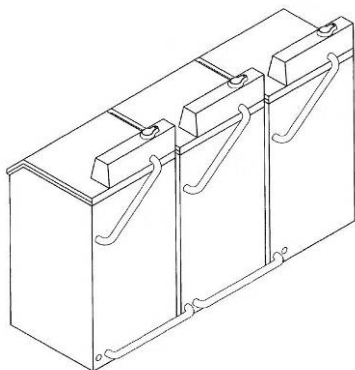
Washing installations comprising an assembly of several washing machines or washing units, e.g. continuous flow assemblies

Definition statement

This place covers:

Industrial devices for hospitals, hotels or professional laundries.

Illustrative example of subject matter classified in this group.



D06F 31/005

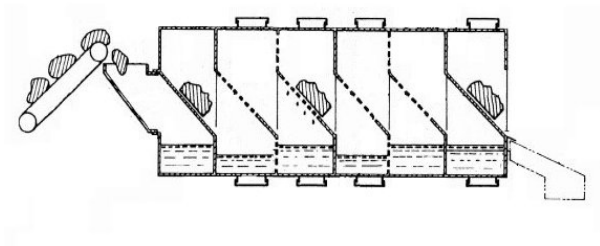
{consisting of one or more rotating drums through which the laundry passes in a continuous flow}

Definition statement

This place covers:

Batch or tunnel washing machines, wherein the drums have either vertical or horizontal axes.

Illustrative example of subject matter classified in this group.

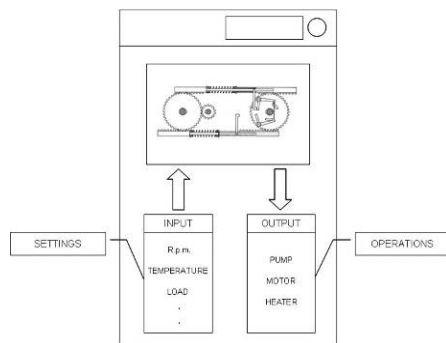
**D06F 33/06**

substantially mechanically

Definition statement

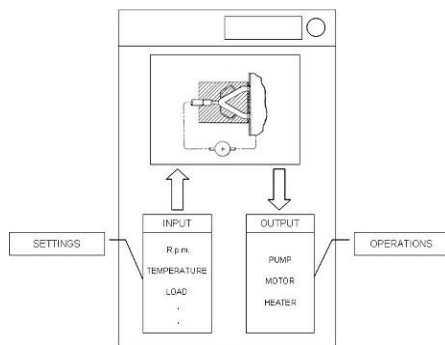
This place covers:

Illustrative example of subject matter classified in this group.

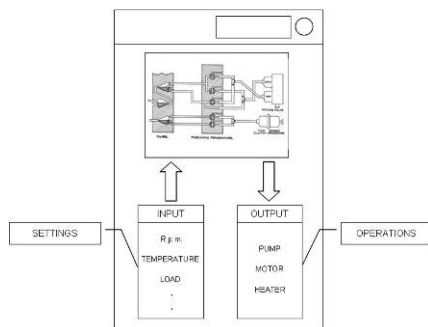


D06F 33/08**substantially hydraulically****Definition statement***This place covers:*

Illustrative example of subject matter classified in this group.

**D06F 33/10****substantially pneumatically****Definition statement***This place covers:*

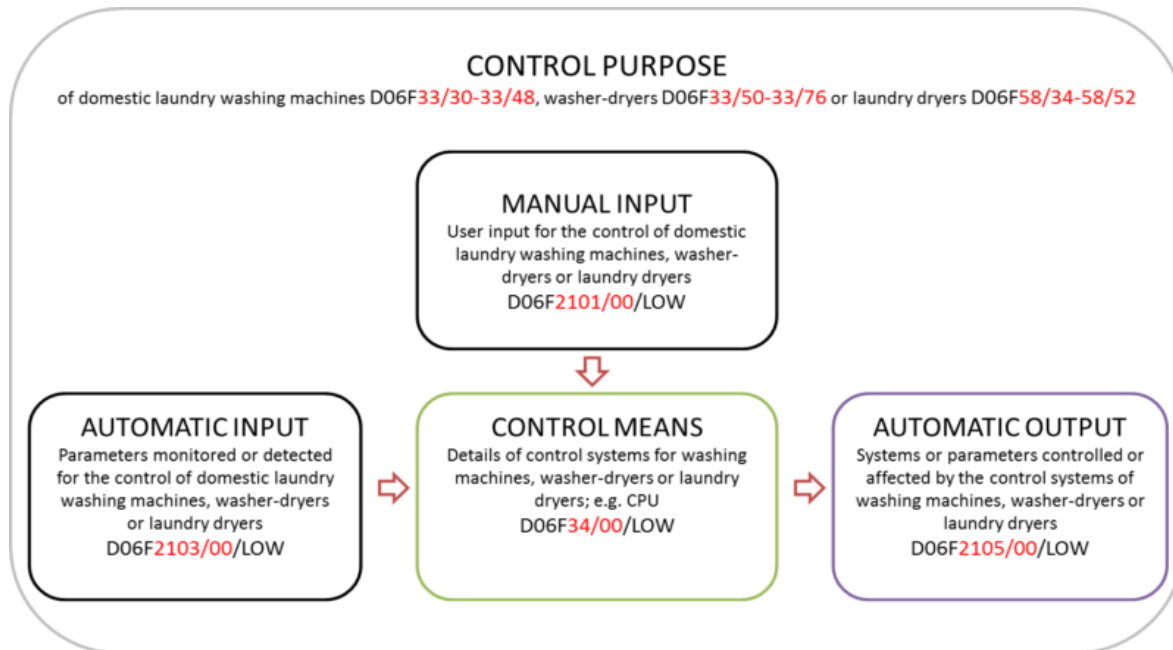
Illustrative example of subject matter classified in this group.

**D06F 33/30****Control of washing machines characterised by the purpose or target of the control (controlling processes of washer-dryers [D06F 33/50](#))****Definition statement***This place covers:*

The controlling processes of washing machines that are classified in this group and its subgroups according to their specific purpose, e.g. the optimization / improvement of the washing phase or the prevention of imbalance or noise. The further information relating to the (manual and/or automatic) input and the output of these controlling processes is classified with the mandatory indexing codes and any details of the control means per se, i.e. the "hardware" is classified in the groups relating to the details of the control means (see special rules of classification for this group and its subgroups).

Concept

The following picture schematically illustrates how a controlling process of a washing machine, washer-dryer or laundry dryer is classified based on how it works. An input signal (i.e. a user input as "manual input" or an automatically detected signal as "automatic input", e.g. by a sensors) is fed into a control unit as "control means", which depending on the purpose of the control sends corresponding command signals to the machine components.



A controlling process for a laundry treating apparatus (e.g. a washing machine) has a specific "control purpose" and implies the presence of a "control means" (e.g. a CPU), whereby the control means is usually a control unit which comprises a user interface (e.g. a control panel) and several sensors for the automatic detection of e.g. temperature, pressure, liquid level, etc.

Moreover, the control unit is usually configured to perform actions as "automatic output" (e.g. switching a heater ON/OFF, regulating the drum speed, etc.), depending on the purpose of the control and based on the input of the user and/or the signals provided by the sensors.

Example: washing machine - control method

Control method for a washing machine employing a control unit adapted to detect the level and the temperature of the washing liquid and to switch the tub heater ON/OFF based on the laundry load, as input by the user, such as to reduce the energy consumption.

Classification of the example:

- Purpose: [D06F 33/46](#) (Control of the energy or water consumption)
- Manual input: [D06F 2101/04](#) (Characteristics of laundry or load – Quantity, e.g. weight)
- Automatic input: [D06F 2103/16](#) (Washing liquid temperature); [D06F 2103/18](#) (Washing liquid level)
- Automatic output: [D06F 2105/10](#) (Temperature of washing liquids; Heating means therefor)
- Note: The method of the present example essentially concerns the control of the machine per se and, as such, it should not be classified in the [D06F 35/00](#) area, which relates to methods focused on the treatment of the laundry.

References

Limiting references

This place does not cover:

| | |
|--|----------------------------|
| Controlling processes of washer-dryers | D06F 33/50 |
|--|----------------------------|

Informative references

Attention is drawn to the following places, which may be of interest for search:

| | |
|---|------------------------------|
| Methods for washing, rinsing or spin-drying | D06F 35/005 |
| Controlling processes for dishwashers | A47L 15/0018 |

Special rules of classification

It is mandatory to classify all relevant aspects related to: purpose, manual input, automatic input, automatic output and details of the control means.

- Purpose (washing machines) [D06F 33/30](#) - [D06F 33/48](#)
- Manual Input [D06F 2101/00](#) - [D06F 2101/20](#)
- Automatic Input [D06F 2103/00](#) - [D06F 2103/70](#)
- Automatic Output [D06F 2105/00](#) - [D06F 2105/62](#)
- Details of the Control Means [D06F 34/00](#) - [D06F 34/34](#)

Note: The methods in the present area essentially concern the control of the machine per se; as such, they should not be classified in [D06F 35/005](#), [D06F 35/006](#) and [D06F 35/007](#), which relate to methods focused on the treatment of the laundry; however, in exceptional cases where both aspects are important, classification symbols belonging to both areas might be assigned.

It is noted that [D06F 35/005](#) and subgroups relate to methods for treating the laundry whereas [D06F 33/00](#) and subgroups relate to devices and methods for controlling the appliance.

D06F 33/32

Control of operational steps, e.g. optimisation or improvement of operational steps depending on the condition of the laundry

Definition statement

This place covers:

The control of the individual operational steps or phases of a washing machine cycle.

D06F 33/34

of water filling

Definition statement

This place covers:

The control of individual operational steps concerning the water-filling phase.

References

Informative references

Attention is drawn to the following places, which may be of interest for search:

| | |
|---|-----------------------------|
| Liquid discharge or supply arrangements | D06F 39/08 |
| Water supply components, e.g. water supply valves | D06F 39/088 |

D06F 33/36

of washing

Definition statement

This place covers:

The control of individual operational steps concerning the washing phase.

D06F 33/37

of metering of detergents or additives

Definition statement

This place covers:

The control of individual operational steps concerning the employment of detergents or additives, e.g. determining the appropriate detergent amount based on the type and amount of laundry.

References

Informative references

Attention is drawn to the following places, which may be of interest for search:

| | |
|--|----------------------------|
| Devices for adding soap or other washing agents, components for dispensing detergent | D06F 39/02 |
|--|----------------------------|

D06F 33/38

of rinsing

Definition statement

This place covers:

Control methods or control arrangements concerning the rinsing phase, e.g. having the purpose of reducing the amount of water for rinsing the laundry.

Special rules of classification

Methods for rinsing the laundry are classified in [D06F 35/006](#).

D06F 33/40**of centrifugal separation of water from the laundry****Definition statement**

This place covers:

Control methods or control arrangements concerning the spinning phase.

Special rules of classification

Methods for spinning the laundry are classified in [D06F 35/007](#).

D06F 33/42**of draining****Definition statement**

This place covers:

Control methods or control arrangements concerning the draining phase.

References**Informative references**

Attention is drawn to the following places, which may be of interest for search:

| | |
|---|-----------------------------|
| Liquid supply or discharge arrangements | D06F 39/08 |
| Detecting faulty draining operations, e.g. filter blockage, faulty pump | D06F 39/082 |
| Liquid discharge or recirculation arrangements, draining components | D06F 39/083 |

D06F 33/43**Control of cleaning or disinfection of washing machine parts, e.g. of tubs****Definition statement**

This place covers:

Control methods or control arrangements having the purpose of cleaning or disinfection of washing machine parts, e.g. of tubs.

References**Informative references**

Attention is drawn to the following places, which may be of interest for search:

| | |
|---|-----------------------------|
| Arrangements for disinfecting the tub or the drum | D06F 35/008 |
|---|-----------------------------|

Special rules of classification

Methods for disinfecting the tub or the drum are classified under [D06F 35/008](#).

Control methods for disinfecting the clothes or the washing fluid are classified in other places of [D06F](#), such as [D06F 35/00](#); [D06F 35/001](#); [D06F 35/004](#); [D06F 37/00](#); [D06F 39/00](#).

D06F 33/44

Control of the operating time, e.g. reduction of overall operating time

Definition statement

This place covers:

Control methods or control arrangements concerning the operating time, e.g. reduction of overall operating time.

References

Informative references

Attention is drawn to the following places, which may be of interest for search:

| | |
|--|------------------------------|
| Timing arrangements | D06F 34/06 |
| Control of the operating time in laundry dryers | D06F 58/46 |
| Time settings | D06F 2101/14 |
| Time, e.g. duration | D06F 2103/38 |
| Remaining operation time; Remaining operational cycles | D06F 2105/56 |

D06F 33/46

Control of the energy or water consumption

Definition statement

This place covers:

The control of operational steps concerning the reduction of energy or water consumption.

References

Informative references

Attention is drawn to the following places, which may be of interest for search:

| | |
|---|----------------------------|
| Arrangements for the recovery of water in laundry washing machines | D06F 39/20 |
| Arrangements for the recovery of energy in laundry washing machines | D06F 39/30 |

D06F 33/47

Responding to irregular working conditions, e.g. malfunctioning of pumps (safety arrangements [D06F 37/42](#))

Definition statement

This place covers:

The control of operational steps concerning the prevention and early detection of potentially dangerous or abnormal working conditions that might cause damage to the user and/or to the machine, e.g. clogging of the drain pump, water leaks, electric malfunctions, etc.

References

Limiting references

This place does not cover:

| | |
|---------------------|----------------------------|
| Safety arrangements | D06F 37/42 |
|---------------------|----------------------------|

D06F 33/48

Preventing or reducing imbalance or noise

Definition statement

This place covers:

The control of operational steps to reduce and/or prevent imbalance or noise.

References

Informative references

Attention is drawn to the following places, which may be of interest for search:

| | |
|--|------------------------------|
| Control of washer-dryers for preventing or reducing imbalance or noise | D06F 33/76 |
| Arrangements for detecting or measuring imbalance | D06F 34/16 |
| Mountings, e.g. resilient mountings, for the rotary receptacle, motor, tub, or casing; Preventing or damping vibrations | D06F 37/20 |
| Damping vibrations by displacing, supplying or ejecting a material, e.g. liquid, into or from counterbalancing pockets (in machines with a receptacle rotating or oscillating about a horizontal axis) | D06F 37/225 |
| Damping vibrations by displacing, supplying or ejecting a material, e.g. liquid, into or from counterbalancing pockets (in machines with a receptacle rotating or oscillating about a vertical axis) | D06F 37/245 |
| Parameters of unbalance or noise monitored or detected for the control of domestic laundry washing machines, washer-dryers or laundry dryers | D06F 2103/26 |

D06F 33/50

Control of washer-dryers characterised by the purpose or target of the control

Definition statement

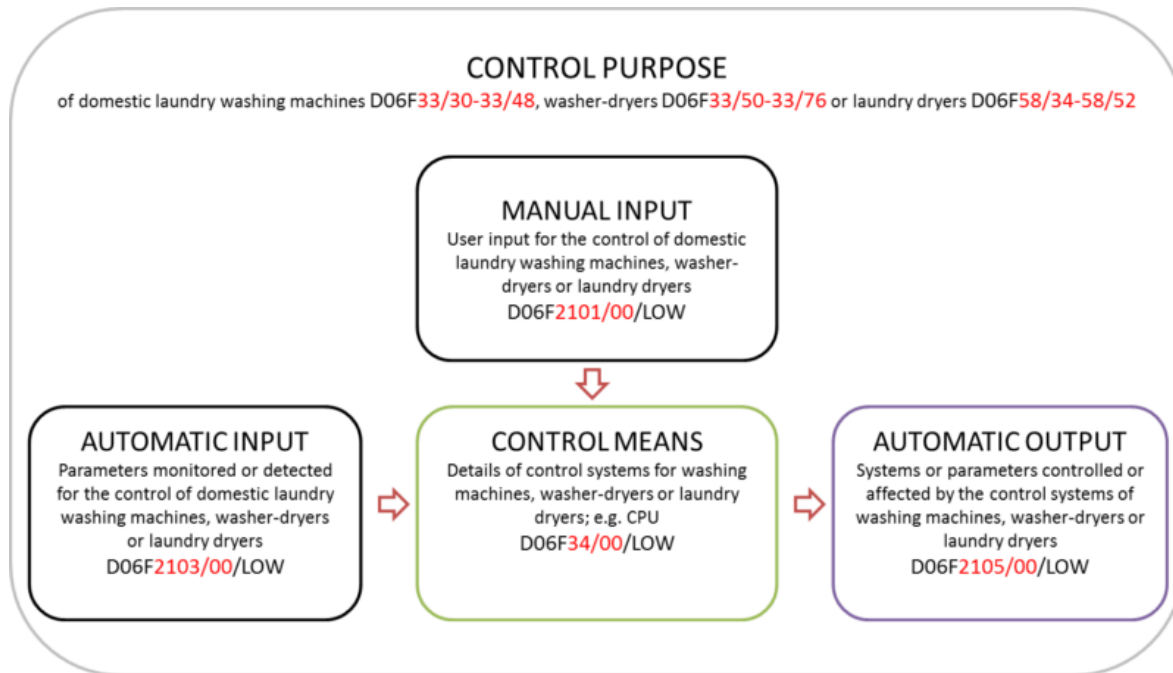
This place covers:

The controlling processes of washer-dryers that are classified in this group and its subgroups according to their specific purpose, e.g. the optimization / improvement of the washing phase or the prevention of imbalance or noise. The same classification rules set out for [D06F 33/30](#) also apply mutatis mutandis to [D06F 33/50](#) - [D06F 33/76](#), as shown in the schematic picture below. It is noted that a symbol belonging to the aforementioned range should only be given in case the control process applies specifically to a washer-dryer, and would therefore not work for a washing machine or a laundry dryer.

The further information relating to the (manual) input and the output of these controlling processes is classified with the mandatory indexing codes and any details of the control means per se, i.e. the "hardware" is classified in the groups relating to the details of the control means (see special rules of classification for this group and its subgroups).

Concept

The following picture schematically illustrates how a controlling process of a washing machine, washer-dryer or laundry dryer is classified based on how it works: an input signal (i.e. a user input as "manual input" or an automatically detected signal as "automatic input", e.g. by a sensors) is fed into a control unit as "control means", which depending on the purpose of the control sends corresponding command signals to the machine components.



The preceding image makes reference to the following symbols: [D06F 33/30-D06F 33/48](#), [D06F 33/50-D06F 33/76](#), [D06F 58/34-D06F 58/52](#), [D06F 2101/00](#), [D06F 2103/00](#), [D06F 34/00](#), [D06F 2105/00](#).

Example: washer-dryer

Washer-dryer provided with a control circuit, a control panel, an air heater and a temperature sensor for measuring the temperature of the drying air, whereby the user interface allows the user to set the maximum temperature of the drying air and the control unit is configured to regulate both the heater (e.g. by switching it ON/OFF) and the blower fan based on the temperature of the drying air.

Moreover, according to the description, the control aims to avoid damaging the laundry by overheating.

Classification of the example:

- Purpose: [D06F 33/52](#) (Control of the operational steps, e.g. optimisation or improvement of operational steps depending on the condition of the laundry)
- Manual input: [D06F 2101/18](#) (Target temperature for the drying process, e.g. low-temperature cycles)
- Automatic input: [D06F 2103/32](#) (Air properties – Temperature)
- Automatic output: [D06F 2105/28](#) (Electric heating); [D06F 2105/30](#) (Blowers)
- Washer-dryers: [D06F 25/00](#)

Note: As a general rule, all washer-dryers are classified in [D06F 25/00](#).

References

Informative references

Attention is drawn to the following places, which may be of interest for search:

| | |
|---|----------------------------|
| Washing machines with receptacles, e.g. perforated, having a rotary movement, e.g. oscillatory movement, the receptacle serving both for washing and centrifugally draining and having further drying means, e.g. using hot air | D06F 25/00 |
|---|----------------------------|

Special rules of classification

As a general rule, all washer-dryers are classified in [D06F 25/00](#).

It is mandatory to classify all relevant aspects related to: purpose, manual input, automatic input, automatic output and details of the control means.

- Purpose (washer-dryers) [D06F 33/50](#) - [D06F 33/76](#)
- Manual Input [D06F 2101/00](#) - [D06F 2101/20](#)
- Automatic Input [D06F 2103/00](#) - [D06F 2103/70](#)
- Automatic Output [D06F 2105/00](#) - [D06F 2105/62](#)
- Details of the Control Means [D06F 34/00](#) - [D06F 34/34](#)

Note: The methods in the present area essentially concern the control of the machine per se and as such, they should not be classified in the [D06F 35/00](#) area, which relates to methods focused on the treatment of the laundry. However, in exceptional cases where both aspects are important, classification symbols belonging to both areas might be assigned.

D06F 33/52

Control of the operational steps, e.g. optimisation or improvement of operational steps depending on the condition of the laundry

Definition statement

This place covers:

The control of operational steps, which are focused on the condition of the laundry.

References

Informative references

Attention is drawn to the following places, which may be of interest for search:

| | |
|---|----------------------------|
| Washing machines with receptacles, e.g. perforated, having a rotary movement, e.g. oscillatory movement, the receptacle serving both for washing and centrifugally draining and having further drying means, e.g. using hot air | D06F 25/00 |
|---|----------------------------|

D06F 33/54

of water filling

Definition statement

This place covers:

The control of operational steps concerning the water-filling phase.

References

Informative references

Attention is drawn to the following places, which may be of interest for search:

| | |
|---|-----------------------------|
| Washing machines with receptacles, e.g. perforated, having a rotary movement, e.g. oscillatory movement, the receptacle serving both for washing and centrifugally draining and having further drying means, e.g. using hot air | D06F 25/00 |
| Liquid discharge or supply arrangements | D06F 39/08 |
| Water supply components, e.g. water supply valves | D06F 39/088 |

D06F 33/56

of washing

Definition statement

This place covers:

The control of operational steps concerning the washing phase.

References

Informative references

Attention is drawn to the following places, which may be of interest for search:

| | |
|---|----------------------------|
| Washing machines with receptacles, e.g. perforated, having a rotary movement, e.g. oscillatory movement, the receptacle serving both for washing and centrifugally draining and having further drying means, e.g. using hot air | D06F 25/00 |
|---|----------------------------|

D06F 33/57

of metering of detergents or additives

Definition statement

This place covers:

The control of individual operational steps concerning the employment of detergents or additives, e.g. determining the appropriate detergent amount based on the type and amount of the laundry load.

References

Informative references

Attention is drawn to the following places, which may be of interest for search:

| | |
|---|----------------------------|
| Washing machines with receptacles, e.g. perforated, having a rotary movement, e.g. oscillatory movement, the receptacle serving both for washing and centrifugally draining and having further drying means, e.g. using hot air | D06F 25/00 |
| Devices for adding soap or other washing agents, components for dispensing detergent | D06F 39/02 |

D06F 33/58**of rinsing****Definition statement**

This place covers:

Control methods or control arrangements concerning the rinsing phase, e.g. reducing the amount of water for rinsing the laundry load.

References**Informative references**

Attention is drawn to the following places, which may be of interest for search:

| | |
|---|----------------------------|
| Washing machines with receptacles, e.g. perforated, having a rotary movement, e.g. oscillatory movement, the receptacle serving both for washing and centrifugally draining and having further drying means, e.g. using hot air | D06F 25/00 |
|---|----------------------------|

Special rules of classification

Methods for rinsing the laundry (i.e. wherein the focus is on the treatment of the laundry, not on the control of the machine) are classified in [D06F 35/006](#).

D06F 33/60**of centrifugal separation of water from the laundry****Definition statement**

This place covers:

Control methods or control arrangements concerning the laundry-spinning phase.

References**Informative references**

Attention is drawn to the following places, which may be of interest for search:

| | |
|---|----------------------------|
| Washing machines with receptacles, e.g. perforated, having a rotary movement, e.g. oscillatory movement, the receptacle serving both for washing and centrifugally draining and having further drying means, e.g. using hot air | D06F 25/00 |
|---|----------------------------|

D06F 33/62**of draining****Definition statement**

This place covers:

Control methods or control arrangements concerning the draining phase.

References

Informative references

Attention is drawn to the following places, which may be of interest for search:

| | |
|---|-----------------------------|
| Washing machines with receptacles, e.g. perforated, having a rotary movement, e.g. oscillatory movement, the receptacle serving both for washing and centrifugally draining and having further drying means, e.g. using hot air | D06F 25/00 |
| Liquid supply or discharge arrangements | D06F 39/08 |
| Detecting faulty draining operations, e.g. filter blockage, faulty pump | D06F 39/082 |
| Liquid discharge or recirculation arrangements, draining components | D06F 39/083 |

D06F 33/63

of air flow, e.g. blowing air during the washing process to prevent entanglement of the laundry

Definition statement

This place covers:

Control methods or control arrangements aiming at steering the airflow and having purposes different from pure drying.

References

Informative references

Attention is drawn to the following places, which may be of interest for search:

| | |
|---|------------------------------|
| Washing machines with receptacles, e.g. perforated, having a rotary movement, e.g. oscillatory movement, the receptacle serving both for washing and centrifugally draining and having further drying means, e.g. using hot air | D06F 25/00 |
| Parameters monitored or detected for the control of domestic laundry washing machines, washer-dryers or laundry dryers - related to blowers or fans | D06F 2103/54 |
| Parameters monitored or detected for the control of domestic laundry washing machines, washer-dryers or laundry dryers - related to air ducts, e.g. position of flow diverters | D06F 2103/56 |
| Systems or parameters controlled or affected by the control systems of washing machines, washer-dryers or laundry dryers - airflow control means | D06F 2105/32 |

D06F 33/64

Unheated air

Definition statement

This place covers:

Control methods or control arrangements aiming to steer the airflow and having purposes different from pure drying, wherein the air is unheated.

References

Informative references

Attention is drawn to the following places, which may be of interest for search:

| | |
|---|------------------------------|
| Washing machines with receptacles, e.g. perforated, having a rotary movement, e.g. oscillatory movement, the receptacle serving both for washing and centrifugally draining and having further drying means, e.g. using hot air | D06F 25/00 |
| Parameters monitored or detected for the control of domestic laundry washing machines, washer-dryers or laundry dryers - related to blowers or fans | D06F 2103/54 |
| Parameters monitored or detected for the control of domestic laundry washing machines, washer-dryers or laundry dryers - related to air ducts, e.g. position of flow diverters | D06F 2103/56 |
| Systems or parameters controlled or affected by the control systems of washing machines, washer-dryers or laundry dryers - air flow control means | D06F 2105/32 |

D06F 33/65

of conditioning or finishing phases, e.g. for smoothing or removing creases

Definition statement

This place covers:

Control methods or control arrangements for washer-dryers having the purpose of conditioning or finishing the laundry, e.g. using a laundry-conditioning agent like water, steam, perfume, starch.

References

Informative references

Attention is drawn to the following places, which may be of interest for search:

| | |
|---|-----------------------------|
| Washing machines with receptacles, e.g. perforated, having a rotary movement, e.g. oscillatory movement, the receptacle serving both for washing and centrifugally draining and having further drying means, e.g. using hot air | D06F 25/00 |
| Steam generating arrangements | D06F 39/40 |
| Laundry conditioning arrangements | D06F 58/203 |
| Steam generators per se | F22B 1/28 |

D06F 33/68

of the sequence of washing and drying operations

Definition statement

This place covers:

Control methods or control arrangements for washer-dryers having the purpose of controlling the sequence of washing and drying operations.

References

Informative references

Attention is drawn to the following places, which may be of interest for search:

| | |
|---|------------------------------|
| Washing machines with receptacles, e.g. perforated, having a rotary movement, e.g. oscillatory movement, the receptacle serving both for washing and centrifugally draining and having further drying means, e.g. using hot air | D06F 25/00 |
| Timing arrangements | D06F 34/06 |
| Changing sequence of operational steps; carrying out additional operational steps; Modifying operational steps, e.g. by extending duration of steps | D06F 2105/52 |

D06F 33/69

Control of cleaning or disinfection of washer-dryer parts, e.g. of tubs

Definition statement

This place covers:

Control methods or control arrangements for cleaning or disinfecting washer-dryer parts, e.g. the condenser, air duct, etc.

References

Informative references

Attention is drawn to the following places, which may be of interest for search:

| | |
|---|-----------------------------|
| Washing machines with receptacles, e.g. perforated, having a rotary movement, e.g. oscillatory movement, the receptacle serving both for washing and centrifugally draining and having further drying means, e.g. using hot air | D06F 25/00 |
| Arrangements for disinfecting the tub or the drum | D06F 35/008 |
| Lint collecting arrangements | D06F 58/22 |

Special rules of classification

Control methods for disinfecting the clothes or the washing fluid are generally classified in [D06F 35/00](#); [D06F 35/001](#); [D06F 35/004](#); [D06F 37/00](#); [D06F 39/00](#) and, if applicable, also in the group concerning the item on which the disinfecting device is mounted (e.g. the detergent drawer, the gasket, the water pump, the tub etc.).

Cleaning of the lint collecting arrangements is classified in [D06F 58/45](#).

Methods for disinfecting the tub or the drum are classified in [D06F 35/008](#).

D06F 33/70**Control of the operating time, e.g. reduction of overall operating time****Definition statement**

This place covers:

Control methods or control arrangements concerning to the operating time, e.g. reduction of overall operating time.

References**Informative references**

Attention is drawn to the following places, which may be of interest for search:

| | |
|---|------------------------------|
| Washing machines with receptacles, e.g. perforated, having a rotary movement, e.g. oscillatory movement, the receptacle serving both for washing and centrifugally draining and having further drying means, e.g. using hot air | D06F 25/00 |
| Timing arrangements | D06F 34/06 |
| Control of the operating time for laundry dryers | D06F 58/46 |
| Time settings | D06F 2101/14 |
| Time, e.g. duration | D06F 2103/38 |
| Remaining operation time; Remaining operational cycles | D06F 2105/56 |

D06F 33/72**Control of the energy or water consumption****Definition statement**

This place covers:

The control of individual operational steps concerning the reduction of energy or water consumption.

References**Informative references**

Attention is drawn to the following places, which may be of interest for search:

| | |
|---|----------------------------|
| Washing machines with receptacles, e.g. perforated, having a rotary movement, e.g. oscillatory movement, the receptacle serving both for washing and centrifugally draining and having further drying means, e.g. using hot air | D06F 25/00 |
| Arrangements for the recovery of water in laundry washing machines | D06F 39/20 |
| Arrangements for the recovery of energy in laundry washing machines | D06F 39/30 |

D06F 33/74

Responding to irregular working conditions, e.g. malfunctioning of pumps (safety arrangements for washing machines [D06F 37/42](#))

Definition statement

This place covers:

The control of individual operational steps concerning the prevention and early detection of potentially dangerous or abnormal working conditions, which might cause damage to the user and/or to the machine, e.g. clogging of the drain pump, water leaks, electric malfunctions, etc.

References

Limiting references

This place does not cover:

| | |
|--|----------------------------|
| Safety arrangements for washing machines | D06F 37/42 |
|--|----------------------------|

Informative references

Attention is drawn to the following places, which may be of interest for search:

| | |
|---|----------------------------|
| Washing machines with receptacles, e.g. perforated, having a rotary movement, e.g. oscillatory movement, the receptacle serving both for washing and centrifugally draining and having further drying means, e.g. using hot air | D06F 25/00 |
|---|----------------------------|

D06F 33/76

Preventing or reducing imbalance or noise

Definition statement

This place covers:

The control of individual operational steps for reducing and/or preventing imbalance or noise.

References

Informative references

Attention is drawn to the following places, which may be of interest for search:

| | |
|---|-----------------------------|
| Washing machines with receptacles, e.g. perforated, having a rotary movement, e.g. oscillatory movement, the receptacle serving both for washing and centrifugally draining and having further drying means, e.g. using hot air | D06F 25/00 |
| Control of washing machines characterised for preventing or reducing imbalance or noise | D06F 33/48 |
| Arrangements for detecting or measuring imbalance | D06F 34/16 |
| Mountings, e.g. resilient mountings, for the rotary receptacle, motor, tub, or casing; Preventing or damping vibrations | D06F 37/20 |
| Damping vibrations by displacing, supplying or ejecting a material, e.g. liquid, into or from counterbalancing pockets (in machines with a receptacle rotating or oscillating about a horizontal axis) | D06F 37/225 |

| | |
|--|------------------------------|
| Damping vibrations by displacing, supplying or ejecting a material, e.g. liquid, into or from counterbalancing pockets (in machines with a receptacle rotating or oscillating about a vertical axis) | D06F 37/245 |
| Parameters of unbalance or noise monitored or detected for the control of domestic laundry washing machines, washer-dryers or laundry dryers | D06F 2103/26 |

D06F 34/00

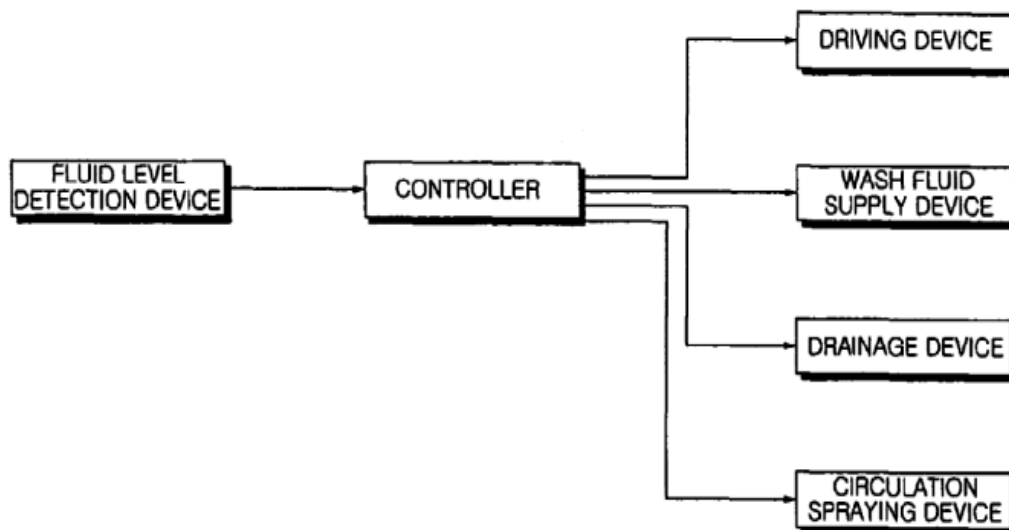
Details of control systems for washing machines, washer-dryers or laundry dryers

Definition statement

This place covers:

Details of control systems for washing machines, washer-dryers or laundry dryers. See also definition statement and examples shown under [D06F 33/30](#) and [D06F 33/50](#).

Illustrative example of subject matter classified in this group.



D06F 34/04

Signal transfer or data transmission arrangements

Definition statement

This place covers:

Details of control systems for washing machines, washer-dryers or laundry dryers, relating to wired signal transfer or data transmission arrangements.

D06F 34/05

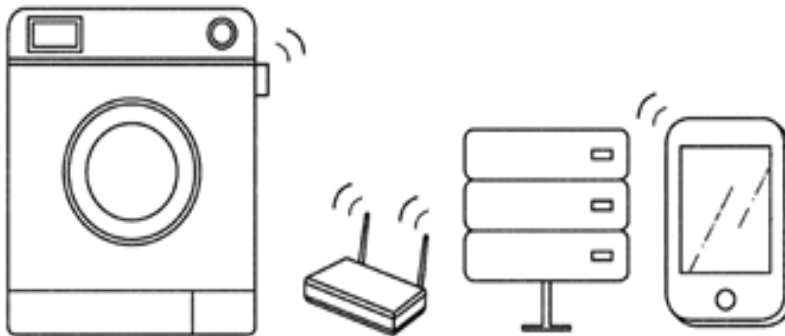
for wireless communication between components, e.g. for remote monitoring or control

Definition statement

This place covers:

Details of control systems for washing machines, washer-dryers or laundry dryers, relating to wireless signal transfer or data transmission arrangements, e.g. WIFI, Bluetooth, RF, NFC, optic, etc.

Illustrative example of subject matter classified in this group.

**D06F 34/06**

Timing arrangements

Definition statement

This place covers:

Details of control systems for washing machines, washer-dryers or laundry dryers, concerning timing.

References**Informative references**

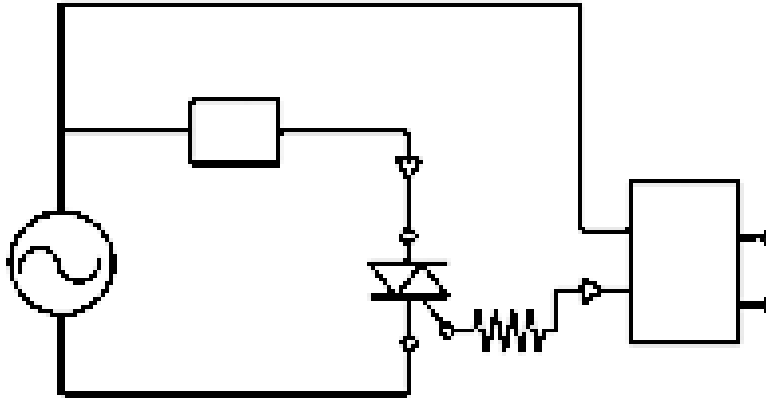
Attention is drawn to the following places, which may be of interest for search:

| | |
|--|------------------------------|
| User input for the control of domestic laundry washing machines, washer-dryers or laundry dryers – time settings | D06F 2101/14 |
| Parameters monitored or detected for the control of domestic laundry washing machines, washer-dryers or laundry dryers - time, e.g. duration | D06F 2103/38 |
| Systems or parameters controlled or affected by the control systems of washing machines, washer-dryers or laundry dryers - starting machine operation, e.g. delayed start or re-start after power cut | D06F 2105/50 |
| Systems or parameters controlled or affected by the control systems of washing machines, washer-dryers or laundry dryers - changing sequence of operational steps; carrying out additional operational steps; modifying operational steps, e.g. by extending duration of steps | D06F 2105/52 |
| Systems or parameters controlled or affected by the control systems of washing machines, washer-dryers or laundry dryers - remaining operation time; remaining operational cycles | D06F 2105/56 |

D06F 34/08**Control circuits or arrangements thereof****Definition statement**

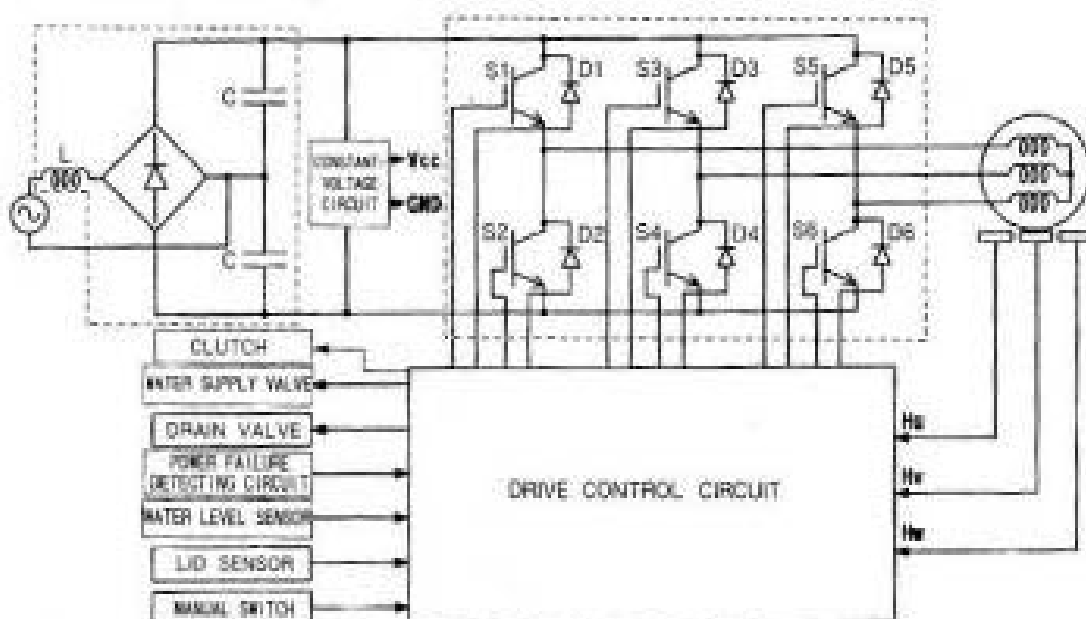
This place covers:

Illustrative example of subject matter classified in this group.

**D06F 34/10****Power supply arrangements, e.g. stand-by circuits****Definition statement**

This place covers:

Illustrative example of subject matter classified in this group.



D06F 34/14

Arrangements for detecting or measuring specific parameters

Definition statement

This place covers:

Details of control systems for washing machines, washer-dryers or laundry dryers relating to the detection of specific parameters.

D06F 34/16

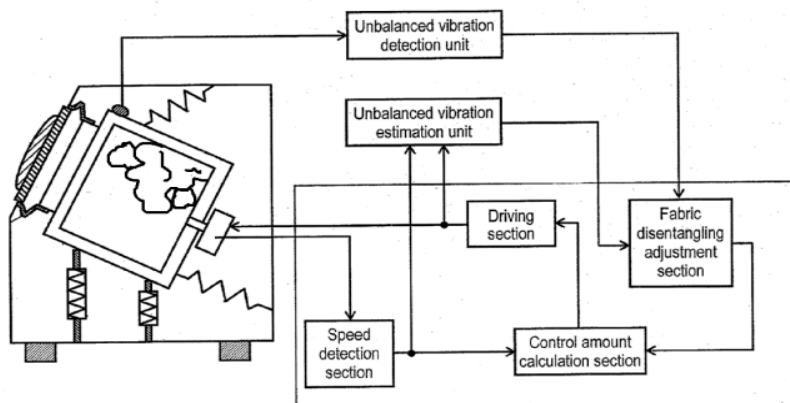
Imbalance

Definition statement

This place covers:

Details of control systems for washing machines, washer-dryers or laundry dryers relating to the detection of imbalance.

Illustrative example of subject matter classified in this group.



References

Informative references

Attention is drawn to the following places, which may be of interest for search:

| | |
|--|------------------------------|
| Control of washing machines characterised for preventing or reducing imbalance or noise | D06F 33/48 |
| Control of washer-dryers for preventing or reducing imbalance or noise | D06F 33/76 |
| Mountings, e.g. resilient mountings, for the rotary receptacle, motor, tub, or casing; Preventing or damping vibrations | D06F 37/20 |
| Damping vibrations by displacing, supplying or ejecting a material, e.g. liquid, into or from counterbalancing pockets (in machines with a receptacle rotating or oscillating about a horizontal axis) | D06F 37/225 |
| Damping vibrations by displacing, supplying or ejecting a material, e.g. liquid, into or from counterbalancing pockets (in machines with a receptacle rotating or oscillating about a vertical axis) | D06F 37/245 |
| Parameters of unbalance or noise monitored or detected for the control of domestic laundry washing machines, washer-dryers or laundry dryers | D06F 2103/26 |

D06F 34/18

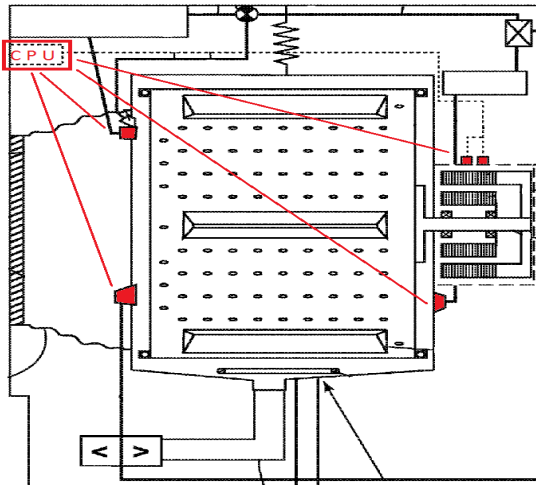
Condition of the laundry, e.g. nature or weight

Definition statement

This place covers:

Details of control systems for washing machines, washer-dryers or laundry dryers, relating to the detection of the condition of the laundry, comprising both the sensors and their control arrangements.

Illustrative example of subject matter classified in this group.



References

Informative references

Attention is drawn to the following places, which may be of interest for search:

| | |
|---|--|
| Parameters monitored or detected for the control of domestic laundry washing machines, washer-dryers or laundry dryers - characteristics of laundry or load | D06F 2103/02 |
| Parameters monitored or detected for the control of domestic laundry washing machines, washer-dryers or laundry dryers - quantity, e.g. weight or variation of weight | D06F 2103/04 |
| Parameters monitored or detected for the control of domestic laundry washing machines, washer-dryers or laundry dryers - type or material | D06F 2103/06 |
| Parameters monitored or detected for the control of domestic laundry washing machines, washer-dryers or laundry dryers - humidity / temperature | D06F 2103/08 - D06F 2103/12 |

D06F 34/20

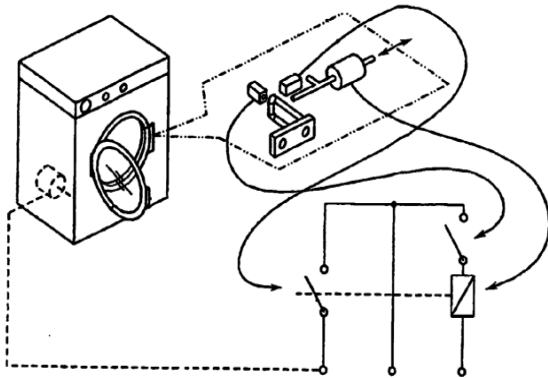
Parameters relating to constructional components, e.g. door sensors

Definition statement

This place covers:

Details of control systems for washing machines, washer-dryers or laundry dryers, relating to the detection of specific parameters of constructional components of the appliance, e.g. checking the position of the door, lint filter, detergent drawer, etc.

Illustrative example of subject matter classified in this group.



References

Informative references

Attention is drawn to the following places, which may be of interest for search:

| | |
|---|------------------------------|
| Security means for doors of drums rotating about a horizontal or inclined axis | D06F 37/10 |
| Security means for doors of drums rotating about a vertical axis | D06F 37/18 |
| Security means for doors of tubs | D06F 37/28 |
| Driving arrangements for automatic drum positioning | D06F 37/302 |
| Safety arrangements, e.g. for stopping rotation of the receptacle upon opening of the casing door | D06F 37/42 |
| Devices for adding soap or other washing agent | D06F 39/02 |
| Filtering arrangements | D06F 39/10 |
| Casings | D06F 39/12 |
| Securing means for doors of casings | D06F 39/14 |
| General details of domestic laundry dryers | D06F 58/20 |
| Lint collecting arrangements | D06F 58/22 |
| Opening or locking status of doors | D06F 2103/40 |

Special rules of classification

Details concerning safety arrangements are classified in [D06F 37/42](#); safety arrangements for preventing water damage in [D06F 39/081](#); preventing and responding to irregular working conditions in [D06F 33/47](#).

D06F 34/22

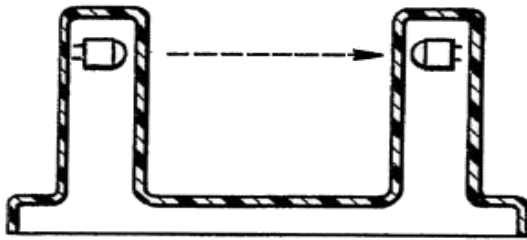
Condition of the washing liquid, e.g. turbidity

Definition statement

This place covers:

Details of control systems for washing machines or washer-dryers, relating to the detection of the condition of the washing liquid, e.g. devices for measuring and/or controlling the detergent concentration, water hardness, etc., comprising both the sensors and their control arrangements.

Illustrative example of subject matter classified in this group.



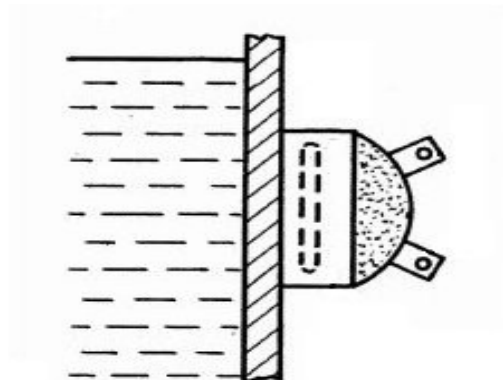
D06F 34/24

Liquid temperature

Definition statement

This place covers:

Details of control systems for washing machines or washer-dryers, relating to the detection of the temperature of the washing liquid, e.g. thermostats, etc., comprising both the sensors and their control arrangements.



Illustrative example of subject matter classified in this group.

References

Informative references

Attention is drawn to the following places, which may be of interest for search:

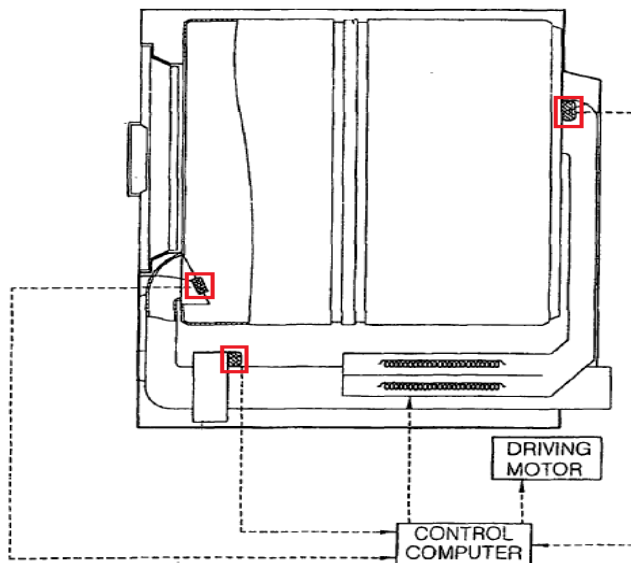
| | |
|--|------------------------------|
| Temperature measuring arrangements for dishwashers | A47L 15/4287 |
|--|------------------------------|

D06F 34/26**Condition of the drying air, e.g. air humidity or temperature****Definition statement**

This place covers:

Details of control systems for washer-dryers or laundry dryers, relating to the detection of the condition of the drying air, e.g. humidity sensors, temperature sensors, pressure sensors, etc., comprising both the sensors and their control arrangements.

Illustrative example of subject matter classified in this group.

**D06F 34/28**

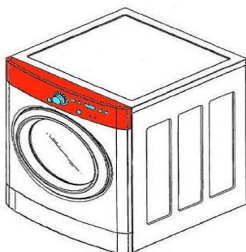
**Arrangements for program selection, e.g. control panels therefor;
Arrangements for indicating program parameters, e.g. the selected program or
its progress**

Definition statement

This place covers:

Details of control systems for washer-dryers or laundry dryers, relating to arrangements for program selection and/ or visualization.

Illustrative example of subject matter classified in this group.



References

Informative references

Attention is drawn to the following places, which may be of interest for search:

| | |
|--|------------------------------|
| Drying processes in domestic laundry dryers | D06F 58/30 |
| Alarm-clock-controlled mechanisms for coffee or tea making apparatus | A47J 31/52 |
| Arrangements for program selection in dishwashers, e.g. control panels | A47L 15/4293 |
| Control devices for stoves, e.g. control panels | F24C 7/082 |
| Arrangement or mounting of control or safety devices for refrigerators | F25D 29/00 |
| Indicating or measuring liquid level, in general | G01F 23/00 |
| Light guides | G02B 6/00 |
| Electric programme-control systems in general | G05B 19/02 |
| Electric programme-control systems using selector switches | G05B 19/10 |
| Input and output arrangements for electrical digital data processing | G06F 3/00 |
| Digitisers, e.g. for touch screens or touch pads, characterised by the transducing means | G06F 3/041 |
| Arrangements for transmitting signals characterised by the use of a wireless link | G08C 17/00 |
| Circuit arrangements for providing remote indication of network conditions | H02J 13/00 |
| Optical indicating means for TV sets and radios | H03J 1/04 |

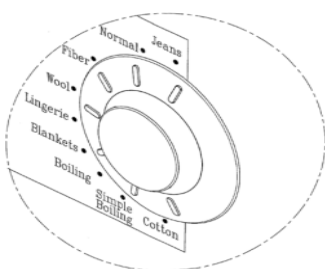
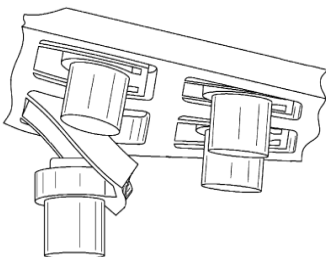
D06F 34/30

characterised by mechanical features, e.g. buttons or rotary dials

Definition statement

This place covers:

Illustrative example of subject matter classified in this group.




D06F 34/32

characterised by graphical features, e.g. touchscreens

Definition statement

This place covers:

Illustrative example of subject matter classified in this group.

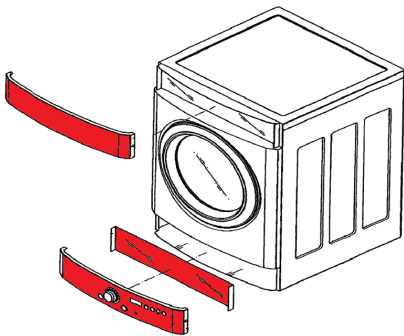
**D06F 34/34**

characterised by mounting or attachment features, e.g. detachable control panels or detachable display panels

Definition statement

This place covers:

Illustrative example of subject matter classified in this group.

**D06F 35/00**

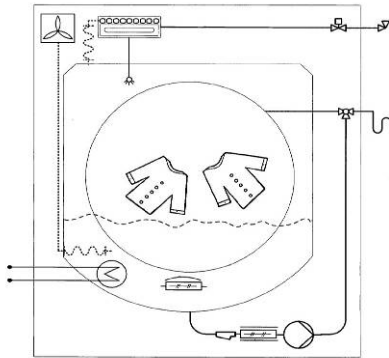
Washing machines, apparatus, or methods not otherwise provided for

Definition statement

This place covers:

Washing machines implementing washing concepts and/or characterised by technical features which cannot be classified elsewhere.

Illustrative example of subject matter classified in this group.



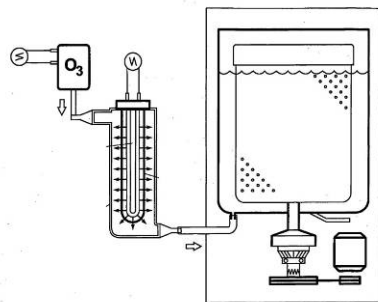
D06F 35/001

{using ozone}

Definition statement

This place covers:

Illustrative example of subject matter classified in this group.



References

Informative references

Attention is drawn to the following places, which may be of interest for search:

| | |
|--|-----------------------------|
| Dishwashers / Sterilizing arrangements using ozone | A47L 15/424 |
| Preparation of ozone in general | C01B 13/10 |

D06F 35/002

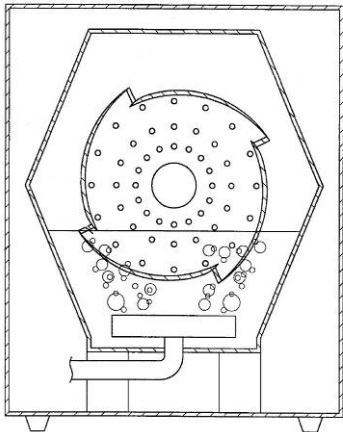
{using bubbles}

Definition statement

This place covers:

Washing machines, wherein the washing action is performed by gas bubbles getting in contact with the articles to be washed.

Illustrative example of subject matter classified in this group.



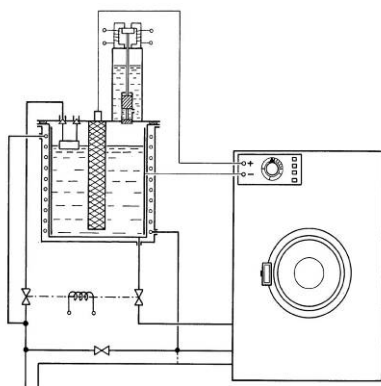
D06F 35/003

{using electrochemical cells}

Definition statement

This place covers:

Illustrative example of subject matter classified in this group.



References

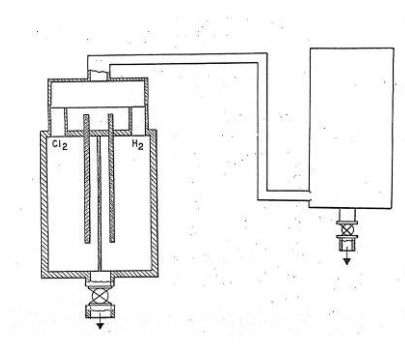
Informative references

Attention is drawn to the following places, which may be of interest for search:

| | |
|---|-----------------------------|
| Dishwashers / Sterilizing arrangements using electrochemical cells. | A47L 15/424 |
|---|-----------------------------|

D06F 35/004**{using chlorine generators}****Definition statement***This place covers:*

Illustrative example of subject matter classified in this group.

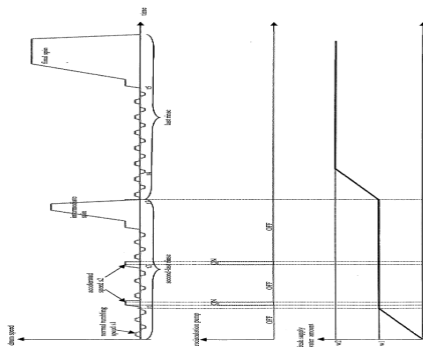
**D06F 35/005****{Methods for washing, rinsing or spin-drying}****Definition statement***This place covers:*

Washing methods (per se) explicitly comprising a washing, a rinsing, and a spinning phase.

D06F 35/006**{for washing or rinsing only}****Definition statement***This place covers:*

Washing methods (per se) explicitly related to the washing and rinsing phases only.

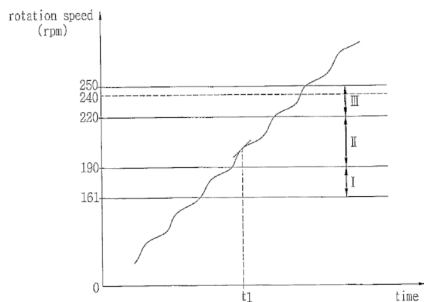
Illustrative example of subject matter classified in this group.



D06F 35/007**{for spin-drying only}****Definition statement***This place covers:*

Washing methods (per se) related to the spinning phase only.

Illustrative example of subject matter classified in this group.

**Special rules of classification**

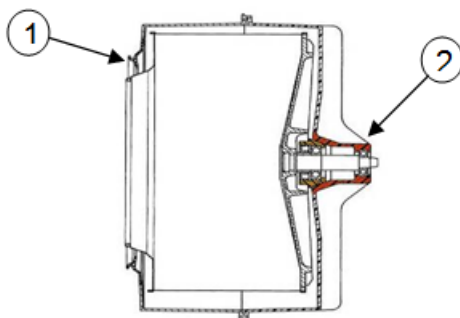
Pure hardware should not be classified here.

D06F 35/008**{for disinfecting the tub or the drum}****Special rules of classification**

Methods for disinfecting the clothes or the washing fluid should not be classified here.

D06F 37/00**Details specific to washing machines covered by groups [D06F 21/00](#) - [D06F 25/00](#)****Definition statement***This place covers:*

Bearing supports (see figure - reference sign (1)).



References

Informative references

Attention is drawn to the following places, which may be of interest for search:

| | |
|-------------------------------------|----------------------------|
| Details of more general application | D06F 39/00 |
| Details concerning drying only | D06F 58/00 |

D06F 37/02

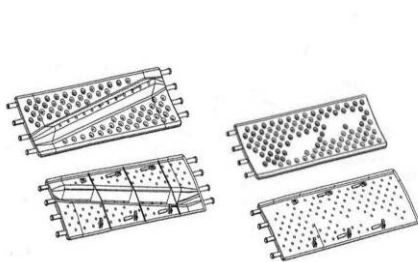
Rotary receptacles, e.g. drums

Definition statement

This place covers:

Details of the drum surface for drums having both horizontal and vertical axes.

Illustrative example of subject matter classified in this group.



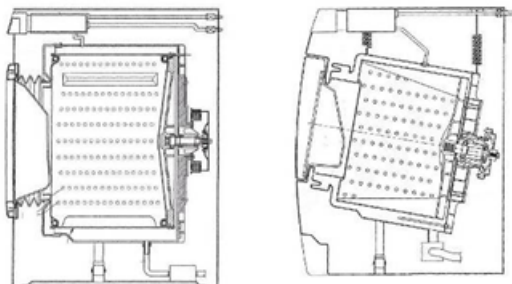
D06F 37/04

adapted for rotation or oscillation about a horizontal or inclined axis

Definition statement

This place covers:

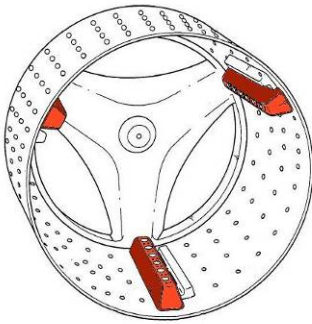
Illustrative example of subject matter classified in this group.



D06F 37/06**Ribs, lifters, or rubbing means forming part of the receptacle****Definition statement**

This place covers:

Illustrative example of subject matter classified in this place:

**References****Informative references**

Attention is drawn to the following places, which may be of interest for search:

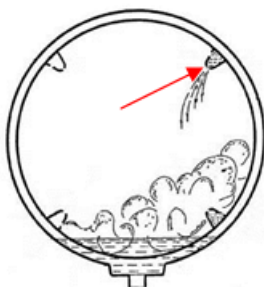
| | |
|---|----------------------------|
| Drums adapted for rotation about a vertical axis, characterised by the shape of the side wall | D06F 37/12 |
| Construction of the inside surface of the drum | D06F 37/14 |
| Projections or partitions | D06F 37/16 |

D06F 37/065**{ribs or lifters having means for circulating the washing liquid}****Definition statement**

This place covers:

Ribs/lifters comprising water passages (e.g. holes).

Illustrative example of subject matter classified in this group.

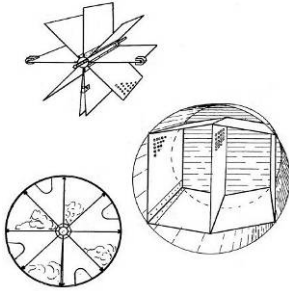


D06F 37/08**Partitions****Definition statement**

This place covers:

Shoe holders.

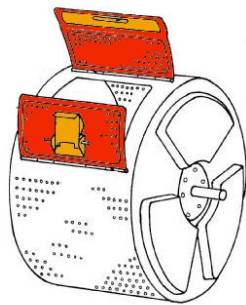
Illustrative example of subject matter classified in this group.

**D06F 37/10****Doors; Securing means therefor****Definition statement**

This place covers:

Only doors for "top-loaders" (e.g. drum doors).

Illustrative example of subject matter classified in this group.

**References****Informative references**

Attention is drawn to the following places, which may be of interest for search:

| | |
|-------------------------|------------------------------|
| Doors hinged to the tub | D06F 37/28 . |
|-------------------------|------------------------------|

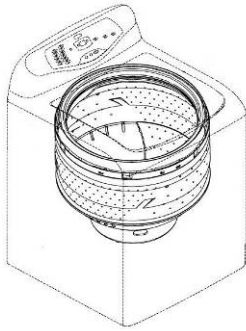
D06F 37/12

adapted for rotation or oscillation about a vertical axis

Definition statement

This place covers:

Illustrative example of subject matter classified in this group.



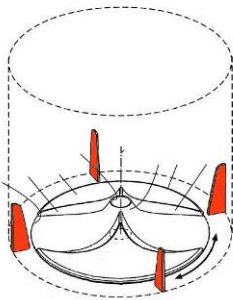
D06F 37/14

Ribs or rubbing means forming part of the receptacle

Definition statement

This place covers:

Illustrative example of subject matter classified in this group.



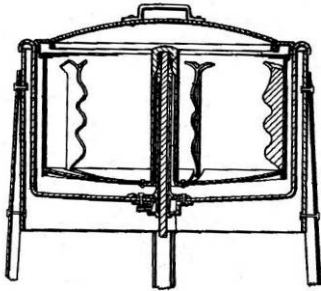
D06F 37/145

{ribs or lifters having means for circulating the washing liquid}

Definition statement

This place covers:

Illustrative example of subject matter classified in this group.



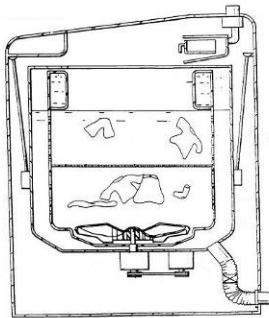
D06F 37/16

Partitions

Definition statement

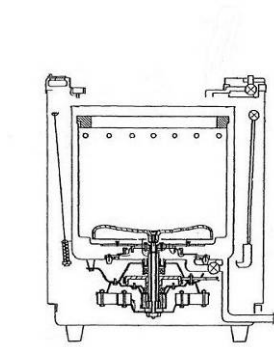
This place covers:

Illustrative example of subject matter classified in this group.



D06F 37/18**Doors or covers; Securing means therefor****Definition statement***This place covers:*

Drum doors for drums having a vertical axis.

**D06F 37/20****Mountings, e.g. resilient mountings, for the rotary receptacle, motor, tub or casing; Preventing or damping vibrations****Definition statement***This place covers:*

Illustrative example of subject matter classified in this group.

**References****Informative references***Attention is drawn to the following places, which may be of interest for search:*

| | |
|--|-----------------------------|
| Counterweights mounted to the tub or mountings therefor | D06F 37/265 |
| Vibration dampers having rectilinearly moving Friction surfaces; | F16F 7/08 |
| Vibration dampers of the cylinder piston type. | F16F 7/09 |

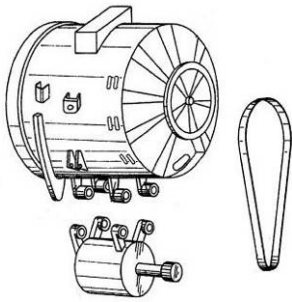
D06F 37/206

{Mounting of motor}

Definition statement

This place covers:

Illustrative example of subject matter classified in this group.



D06F 37/22

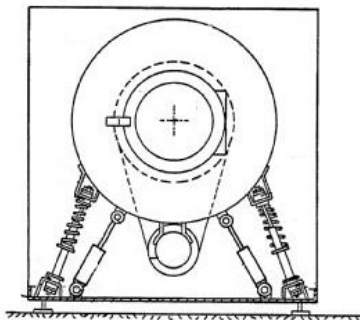
in machines with a receptacle rotating or oscillating about a horizontal axis

Definition statement

This place covers:

Dampers mounting and configuration.

Illustrative example of subject matter classified in this group.



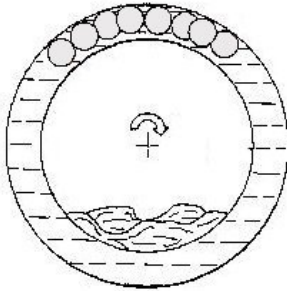
D06F 37/225

{Damping vibrations by displacing, supplying or ejecting a material, e.g. liquid, into or from counterbalancing pockets}

Definition statement

This place covers:

Illustrative example of subject matter classified in this group.

**References****Informative references**

Attention is drawn to the following places, which may be of interest for search:

| | |
|---|-----------------------------|
| Correcting or balancing weights by using rolling bodies | F16F 15/363 |
|---|-----------------------------|

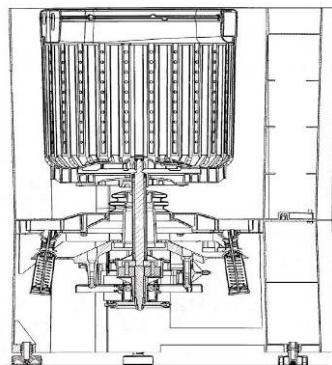
D06F 37/24

in machines with a receptacle rotating or oscillating about a vertical axis

Definition statement

This place covers:

Illustrative example of subject matter classified in this group.



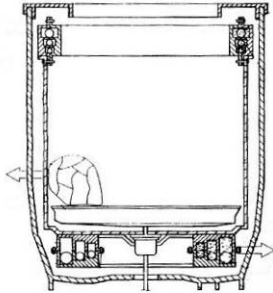
D06F 37/245

{Damping vibrations by displacing, supplying or ejecting a material, e.g. liquid, into or from counterbalancing pockets}

Definition statement

This place covers:

Illustrative example of subject matter classified in this group.

**D06F 37/26****Casings; Tubs****Definition statement**

This place covers:

Tubs (finished products).

References**Limiting references**

This place does not cover:

| | |
|---------|----------------------------|
| Casings | D06F 39/12 |
|---------|----------------------------|

Informative references

Attention is drawn to the following places, which may be of interest for search:

| | |
|----------------------------------|------------------------------|
| Dishwashers / Details of the tub | A47L 15/4246 |
|----------------------------------|------------------------------|

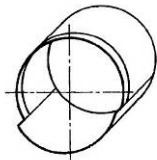

D06F 37/261

{Tubs made by a specially selected manufacturing process or characterised by their assembly from elements}

Definition statement

This place covers:

Illustrative example of subject matter classified in this group.



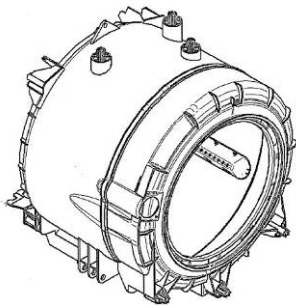
D06F 37/262

{made of plastic material, e.g. by injection moulding}

Definition statement

This place covers:

Illustrative example of subject matter classified in this group.



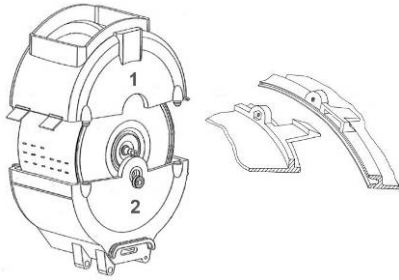
D06F 37/263

{assembled from at least two elements connected to each other; Connecting or sealing means therefor}

Definition statement

This place covers:

Illustrative example of subject matter classified in this group.

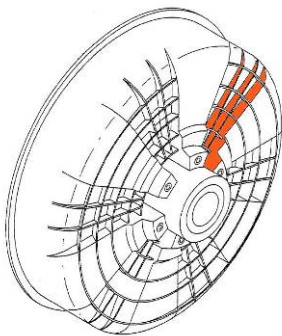
**D06F 37/264**

{Tubs provided with reinforcing structures, e.g. ribs, inserts, braces}

Definition statement

This place covers:

Illustrative example of subject matter classified in this group.

**D06F 37/265**

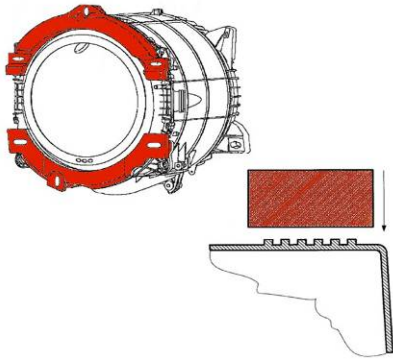
{Counterweights mounted to the tub; Mountings therefor}

Definition statement

This place covers:

Water pockets.

Illustrative example of subject matter classified in this group.



References

Informative references

Attention is drawn to the following places, which may be of interest for search:

| | |
|----------------------------------|----------------------------|
| Polymeric concrete compositions | C04B 26/06 |
| Mortars or concrete compositions | C04B 28/00 |

Special rules of classification

Bearings and bearing supports are not to be classified here.

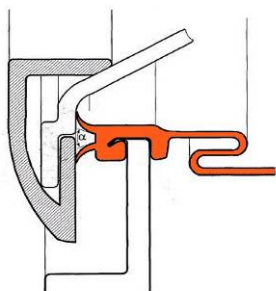
D06F 37/266

{Gaskets mounted between tub and casing around the loading opening}

Definition statement

This place covers:

Illustrative example of subject matter classified in this group.



D06F 37/267

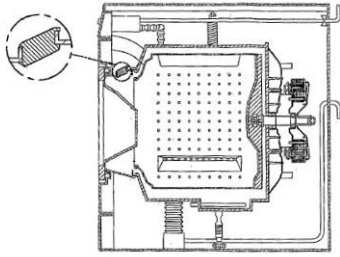
{Tubs specially adapted for mounting thereto components or devices not provided for in preceding subgroups ([D06F 37/206](#) takes precedence)}

Definition statement

This place covers:

Special components mounted to the tub.

Illustrative example of subject matter classified in this group.



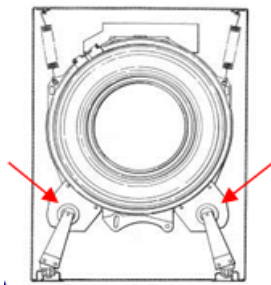
D06F 37/268

{for suspension devices}

Definition statement

This place covers:

Illustrative example of subject matter classified in this group.



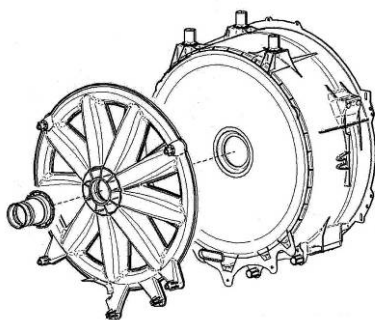
D06F 37/269

{for the bearing of the rotary receptacle}

Definition statement

This place covers:

Illustrative example of subject matter classified in this group.



D06F 37/28

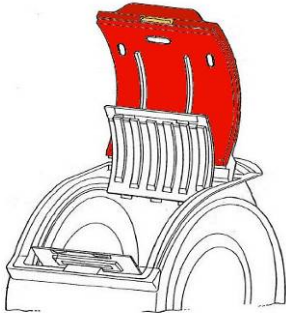
Doors; Security means therefor

Definition statement

This place covers:

Doors hinged to the tub.

Illustrative example of subject matter classified in this group.



References

Limiting references

This place does not cover:

Doors hinged to the casing.

D06F 37/30

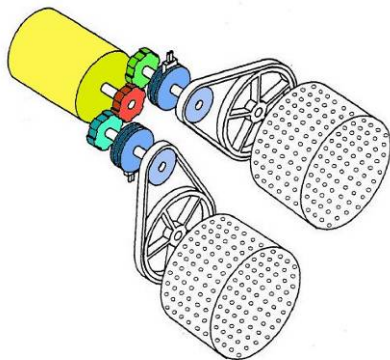
Driving arrangements (control circuits or arrangements [D06F 34/08](#))

Definition statement

This place covers:

Gears and motors (pure hardware).

Illustrative example of subject matter classified in this group.



References

Limiting references

This place does not cover:

| | |
|----------------------------------|----------------------------|
| Control circuits or arrangements | D06F 34/08 |
|----------------------------------|----------------------------|

D06F 37/302

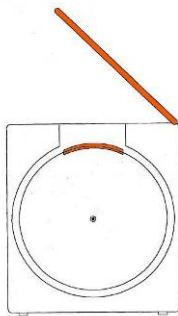
{Automatic drum positioning}

Definition statement

This place covers:

Automatic drum positioning devices for top-loaders, wherein the drum doors are aligned with the casing door in order to empty the drum.

Illustrative example of subject matter classified in this group.



References

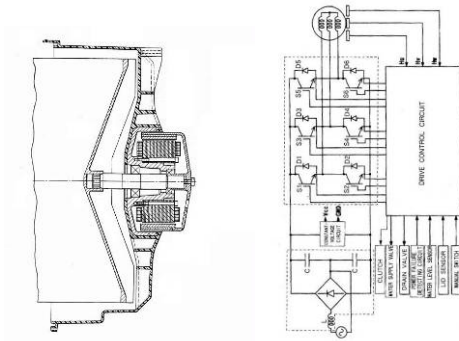
Informative references

Attention is drawn to the following places, which may be of interest for search:

| | |
|-----------------------|----------------------------|
| Electric components | H02K 11/21 |
| Motors or generators. | H02K 29/08 |

D06F 37/304**{Arrangements or adaptations of electric motors}****Definition statement***This place covers:*

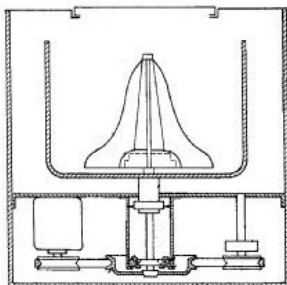
Illustrative example of subject matter classified in this group.

**References****Informative references***Attention is drawn to the following places, which may be of interest for search:*

| | |
|---|----------------------------|
| Electric motors as such; | H02K 7/14 |
| Combination of a motor and a further component, e.g. a circuit. | H02K 11/00 |

D06F 37/308**{Hydraulic or pneumatic speed control; Arrangements or adaptations of hydraulic or pneumatic motors}****Definition statement***This place covers:*

Illustrative example of subject matter classified in this group.



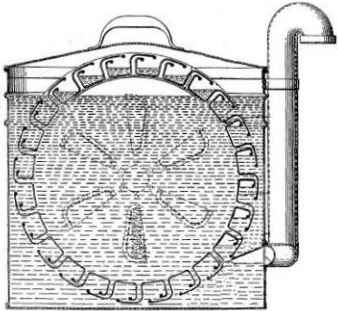
D06F 37/32

for rotating the receptacle at one speed only {(D06F 37/304, D06F 37/308 take precedence)}

Definition statement

This place covers:

Illustrative example of subject matter classified in this group.



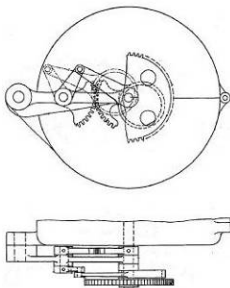
D06F 37/34

in opposite directions, e.g. oscillating

Definition statement

This place covers:

Illustrative example of subject matter classified in this group.



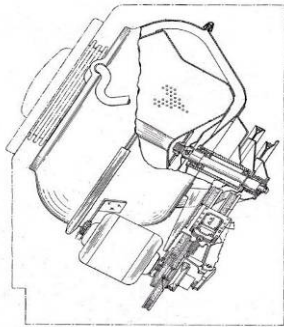
D06F 37/36

for rotating the receptacle at more than one speed {(D06F 37/304, D06F 37/308 take precedence)}

Definition statement

This place covers:

Illustrative example of subject matter classified in this group.



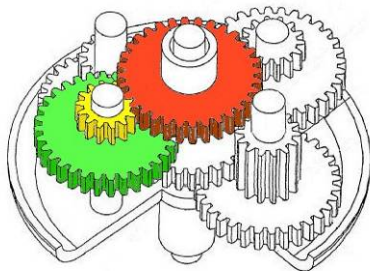
D06F 37/38

in opposite directions

Definition statement

This place covers:

Illustrative example of subject matter classified in this group.



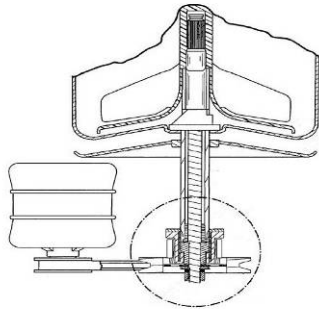
D06F 37/40

for driving the receptacle and an agitator or impeller, e.g. alternatively
 {([D06F 37/304](#), [D06F 37/308](#) take precedence)}

Definition statement

This place covers:

Illustrative example of subject matter classified in this group.

**References****Informative references**

Attention is drawn to the following places, which may be of interest for search:

| | |
|--|----------------------------|
| Washing machines having receptacles,stationary for washing purposes,with agitators therein contacting the articles being washed | D06F 13/00 |
| Washing machines having receptacles,stationary for washing purposes, wherein the washing action is effected solely by circulation or agitation of the washing liquid | D06F 17/00 |

D06F 37/42

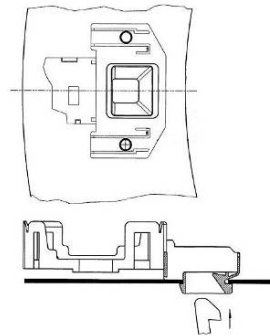
Safety arrangements, e.g. for stopping rotation of the receptacle upon opening of the casing door

Definition statement

This place covers:

- Safety devices for avoiding leakage;
- Door locks for all kind of washing machines.

Illustrative example of subject matter classified in this group.



References

Informative references

Attention is drawn to the following places, which may be of interest for search:

| | |
|----------------------------|------------------------------|
| Automatic drum positioning | D06F 37/302 |
| Door locks for dishwashers | A47L 15/4259 |

D06F 39/00

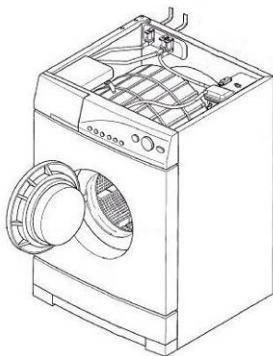
Details of washing machines not specific to a single type of machines covered by groups [D06F 9/00](#) - [D06F 27/00](#) (control of washing machines [D06F 33/00](#), [D06F 34/00](#))

Definition statement

This place covers:

General details of washing machines, i.e. details that can be applied to several types of the machines covered by groups [D06F 9/00](#) - [D06F 27/00](#)

Illustrative example of subject matter classified in this group.



References

Limiting references

This place does not cover:

| | |
|---|----------------------------|
| Control of operations performed in washing machines | D06F 33/00 |
| Details of control systems for washing machines | D06F 34/00 |

Special rules of classification

Details of washing machines specifically adapted to a single type of the machines covered by groups [D06F 9/00](#) - [D06F 27/00](#) are covered by the group corresponding to the machine type.

D06F 39/001

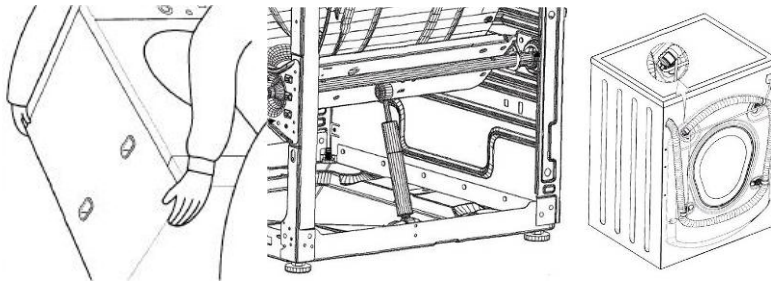
{Arrangements for transporting, moving, or setting washing machines;
Protective arrangements for use during transport (transport in general [B65](#))}

Definition statement

This place covers:

Mechanical means for temporarily fixing the suspended part of the washing machine (e.g. the tub) to its stationary part (e.g. the frame).

Illustrative example of subject matter classified in this group.



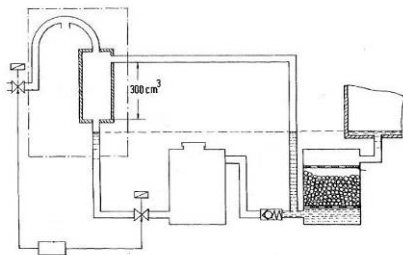
D06F 39/007

{Arrangements of water softeners}

Definition statement

This place covers:

Illustrative example of subject matter classified in this group.



References

Informative references

Attention is drawn to the following places, which may be of interest for search:

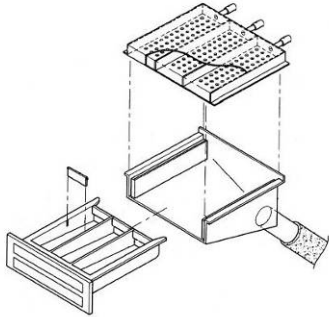
| | |
|--|------------------------------|
| Dishwashers / Water softeners | A47L 15/4229 |
| Dishwashers / Details of the salt containe | A47L 15/4231 |

D06F 39/02**Devices for adding soap or other washing agents****Definition statement**

This place covers:

Multiple dosing systems.

Illustrative example of subject matter classified in this group.

**References****Informative references**

Attention is drawn to the following places, which may be of interest for search:

| | |
|--|----------------------------|
| Dishwashers / Devices for adding cleaning agents | A47L 15/44 |
|--|----------------------------|

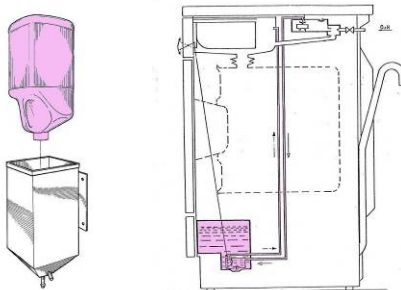
D06F 39/022

{in a liquid state ([D06F 39/024](#) takes precedence)}

Definition statement

This place covers:

Illustrative example of subject matter classified in this group.

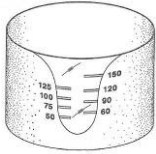
**References****Informative references**

Attention is drawn to the following places, which may be of interest for search:

| | |
|--|------------------------------|
| Dishwashers / Devices for adding cleaning agents in the form of liquids. | A47L 15/4418 |
|--|------------------------------|

D06F 39/024**{mounted on the agitator or the rotating drum; Free body dispensers}****Definition statement***This place covers:*

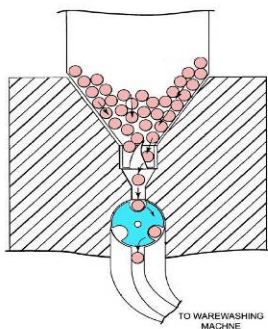
- Laundry balls for clothes dryers;
- Test sheets for testing the washing performance;
- Colour catcher sheets.

**References****Informative references***Attention is drawn to the following places, which may be of interest for search:*

| | |
|---|------------------------------|
| Domestic laundry dryers / Laundry conditioning arrangements | D06F 58/203 |
| Dishwashers / Detachable devices | A47L 15/4445 |
| Free body dispensers | C11D 17/046 |

D06F 39/026**{the powder or tablets being added directly, e.g. without the need of a flushing liquid}****Definition statement***This place covers:*

Illustrative example of subject matter classified in this group.



References

Informative references

Attention is drawn to the following places, which may be of interest for search:

| | |
|---|------------------------------|
| Dishwashers / Devices for adding cleaning agents | A47L 15/44 |
| Dishwashers / Devices for adding cleaning agents by tipping containers; | A47L 15/4409 |
| Detergent tablets | C11D 17/0039 |
| Detergent tablets | C11D 17/0073 |

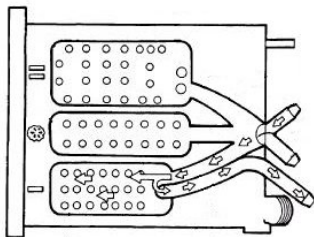
D06F 39/028

{Arrangements for selectively supplying water to detergent compartments}

Definition statement

This place covers:

Illustrative example of subject matter classified in this group.



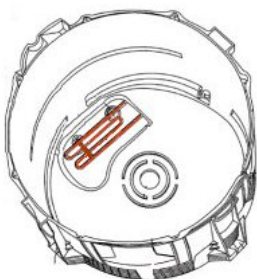
D06F 39/04

Heating arrangements

Definition statement

This place covers:

Illustrative example of subject matter classified in this group.



References

Informative references

Attention is drawn to the following places, which may be of interest for search:

| | |
|---|------------------------------|
| Dishwashers / water-heater arrangements | A47L 15/4285 |
|---|------------------------------|

Special rules of classification

Steam devices specifically designed for washing machines have to be classified in [D06F 39/40](#) only.

D06F 39/06

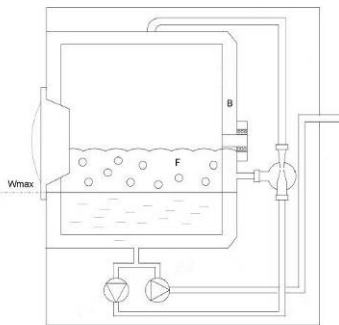
Arrangements for preventing or destroying scum

Definition statement

This place covers:

Sensors.

Illustrative example of subject matter classified in this group.



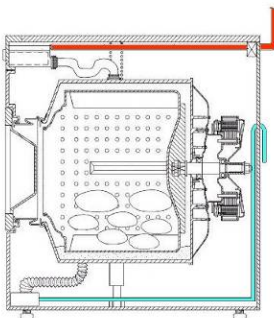
D06F 39/08

Liquid supply or discharge arrangements (supply of soap or other washing agents [D06F 39/02](#))

Definition statement

This place covers:

Illustrative example of subject matter classified in this group.



References

Limiting references

This place does not cover:

| | |
|--|----------------------------|
| Supply of soap or other washing agents | D06F 39/02 |
|--|----------------------------|

Informative references

Attention is drawn to the following places, which may be of interest for search:

| | |
|---|---|
| Dishwashers / Water supply / recirculation arrangements | A47L 15/4214 |
| Sensors | G01M 3/3245 , G01M 3/186 , G05D 7/01 |

D06F 39/081

{Safety arrangements for preventing water damage}

Definition statement

This place covers:

Water stopping devices (safety devices mounted to the tap).

Illustrative example of subject matter classified in this group.



References

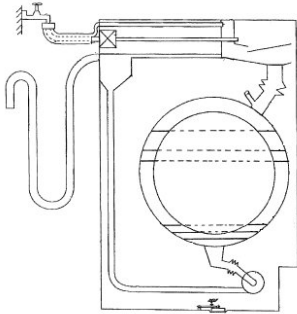
Informative references

Attention is drawn to the following places, which may be of interest for search:

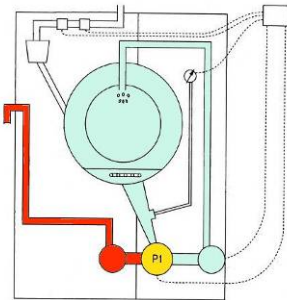
| | |
|---|-----------------------------|
| Dishwashers / Safety arrangements for preventing water damage | A47L 15/421 |
| Investigating fluid-tightness of structures / by detecting presence of fluid at the leakage point | G01M 3/04 |

D06F 39/082**{detecting faulty draining operations, e.g. filter blockage, faulty pump}****Definition statement***This place covers:*

Illustrative example of subject matter classified in this group.

**D06F 39/083****{Liquid discharge or recirculation arrangements}****Definition statement***This place covers:*

Illustrative example of subject matter classified in this group.

**References****Informative references***Attention is drawn to the following places, which may be of interest for search:*

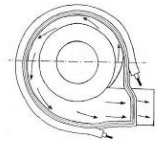
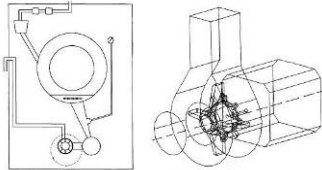
| | |
|---|---------------------------|
| Control of flow / without auxiliary power | G05D 7/01 |
|---|---------------------------|

D06F 39/085**{Arrangements or adaptations of pumps}****Definition statement**

This place covers:

Pumps specially adapted for washing machines.

Illustrative example of subject matter classified in this group.

**References*****Informative references***

Attention is drawn to the following places, which may be of interest for search:

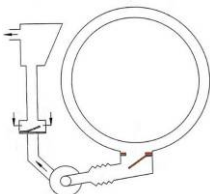
| | |
|--|------------------------------|
| Dishwashers / Recirculation or discharge pumps | A47L 15/4225 |
|--|------------------------------|

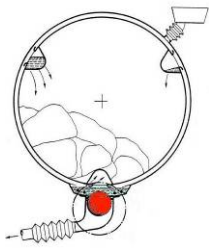
D06F 39/086**{Arrangements for avoiding detergent wastage in the discharge conduit}****Definition statement**

This place covers:

Non-return valves (e.g. ball or flap valves).

Illustrative example of subject matter classified in this group.





References

Informative references

Attention is drawn to the following places, which may be of interest for search:

| | |
|-------------------|----------------------|
| Valves in general | F16K |
|-------------------|----------------------|

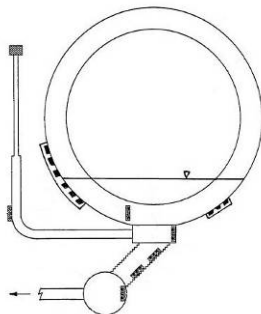
D06F 39/087

{Water level measuring or regulating devices}

Definition statement

This place covers:

Illustrative example of subject matter classified in this group.



References

Informative references

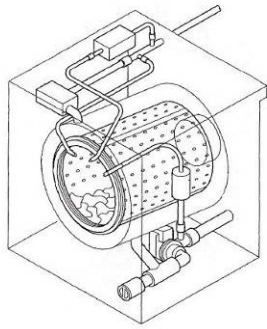
Attention is drawn to the following places, which may be of interest for search:

| | |
|---|------------------------------|
| From separate hot and cold water inlets | D06F 2105/04 |
| Dishwashers / Water level measuring devices | A47L 15/4244 |

D06F 39/088**{Liquid supply arrangements}****Definition statement**

This place covers:

Illustrative example of subject matter classified in this group.

**References****Informative references**

Attention is drawn to the following places, which may be of interest for search:

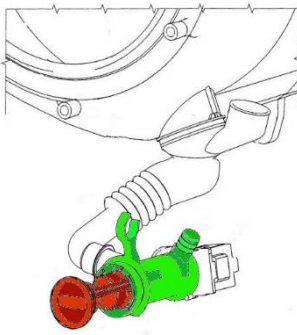
| | |
|---|------------------------------|
| Dishwashers, Water supply, recirculation arrangements | A47L 15/4214 |
|---|------------------------------|

D06F 39/10**Filtering arrangements****Definition statement**

This place covers:

Filters disposed in the water circuit.

Illustrative example of subject matter classified in this group.



References

Informative references

Attention is drawn to the following places, which may be of interest for search:

| | |
|--|------------------------------|
| Dishwashers / Water filters; | A47L 15/4202 |
| Dishwashers / Flat filters | A47L 15/4204 |
| Dishwashers / Tubular filters | A47L 15/4206 |
| Dishwashers / Filters / Arrangements for avoiding clogging | A47L 15/4208 |

D06F 39/12

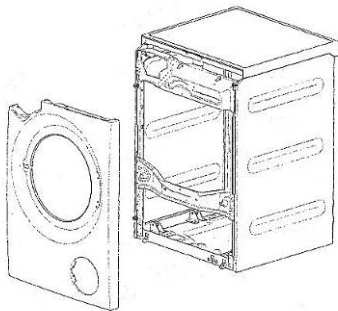
Casings; Tubs

Definition statement

This place covers:

Casings.

Illustrative example of subject matter classified in this group.



References

Informative references

Attention is drawn to the following places, which may be of interest for search:

| | |
|---|------------------------------|
| Tubs | D06F 37/26 |
| Kitchen cabinets / Worktops | A47B 77/022 |
| Dishwasher / Details of the casing | A47L 15/4251 |
| Domestic plumbing installations / Sinks | E03C 1/184 |

D06F 39/125

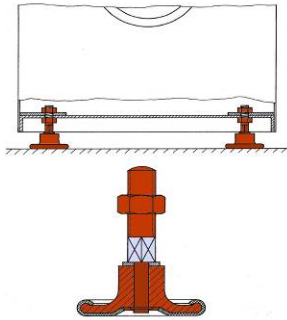
{Supporting arrangements for the casing, e.g. rollers or legs}

Definition statement

This place covers:

Pedestals.

Illustrative example of subject matter classified in this group.



References

Informative references

Attention is drawn to the following places, which may be of interest for search:

| | |
|---|------------------------------|
| Furniture / Adjustable feet; | A47B 91/02 |
| Furniture / Adjustable feet having screw means; | A47B 91/022 |
| Dishwasher / details of the casing / Rollers or supporting legs | A47L 15/4253 |
| Machine casings / Attaching supporting legs on foundations | F16M 7/00 |
| Legs or bases | FTERM-3B155/DA13 |

D06F 39/14

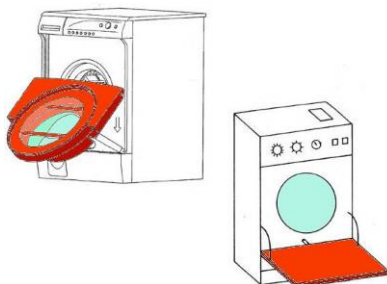
Doors or covers; Securing means therefor

Definition statement

This place covers:

- Doors hinged to the casing for both top- and front-loaders;
- Door hinges;
- Door locks.

Illustrative example of subject matter classified in this group.



References

Informative references

Attention is drawn to the following places, which may be of interest for search:

| | |
|--------------------------|----------------------------|
| Doors hinged to the drum | D06F 37/10 |
|--------------------------|----------------------------|

| | |
|--|------------------------------|
| Doors hinged to the tub | D06F 37/28 |
| Dishwashers / Details of the casing / Locks | A47L 15/4259 |
| Dishwashers / Details of the casing / Hinges | A47L 15/4261 |

D06F 39/20

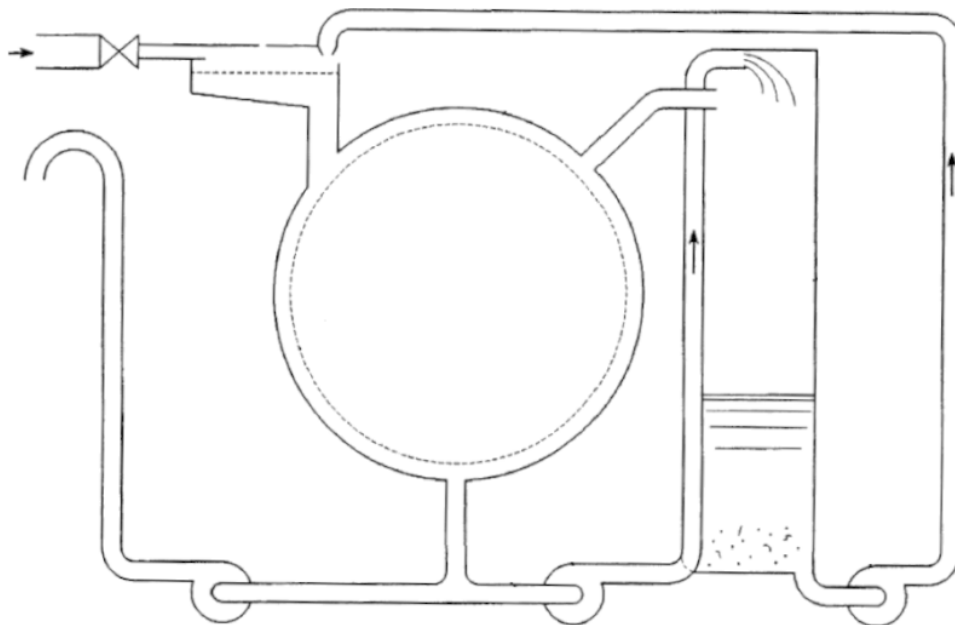
Arrangements for water recovery

Definition statement

This place covers:

Arrangements for the recovery of water used in washing machines, e.g. water storage means or waste water treatment.

Illustrative example of subject matter classified in this group:



References

Informative references

Attention is drawn to the following places, which may be of interest for search:

| | |
|--|------------------------------|
| Recovery arrangements for the recovery of energy or water in dishwashers | A47L 15/4291 |
|--|------------------------------|

D06F 39/30

Arrangements for energy recovery

Definition statement

This place covers:

Arrangements for the recovery of energy used in washing machines, including thermal energy, potential energy, kinetic energy or electric energy.

References

Informative references

Attention is drawn to the following places, which may be of interest for search:

| | |
|--|------------------------------|
| Recovery arrangements for the recovery of energy or water in dishwashers | A47L 15/4291 |
|--|------------------------------|

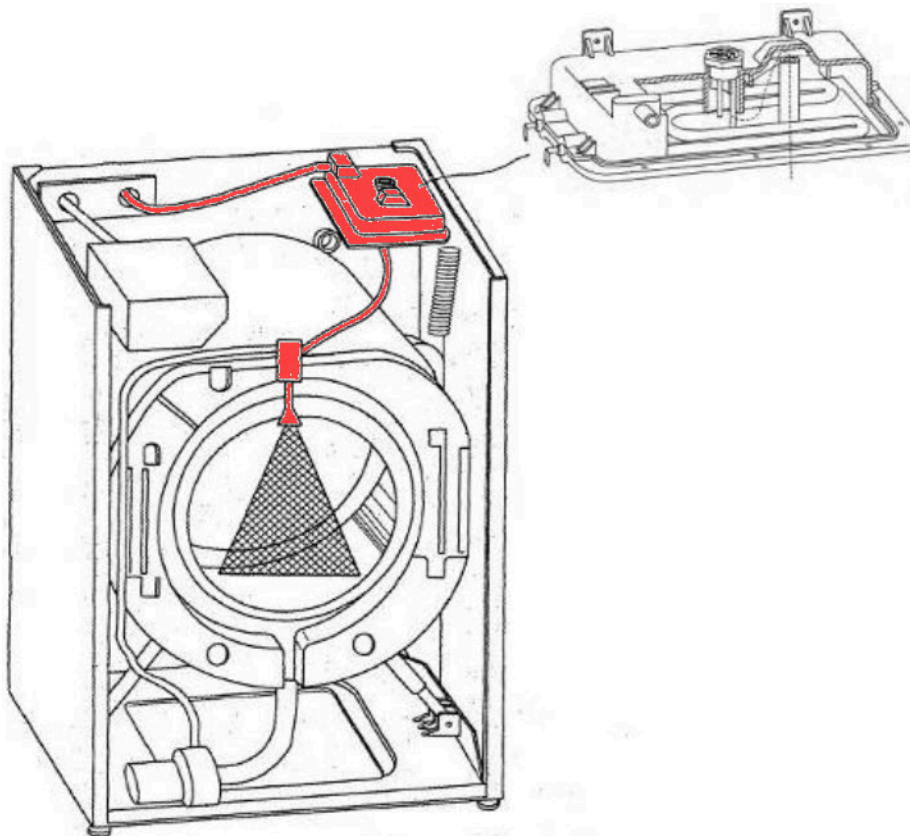
D06F 39/40

Steam generating arrangements

Definition statement

This place covers:

Illustrative example of subject matter classified in this group:



The drawing shows a washing machine provided with a steam generating equipment in the top-right rear corner. It is connected to the washing tub and can provide a spray of steam thereto. An enlarged drawing of the steam generating equipment is provided.

References

Informative references

Attention is drawn to the following places, which may be of interest for search:

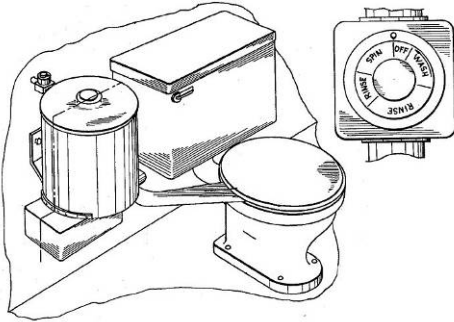
| | |
|---|----------------------------|
| Methods of steam generation in boilers heated electrically with water in reservoirs | F22B 1/284 |
|---|----------------------------|

D06F 41/00**Rinsing apparatus****Definition statement**

This place covers:

Implements for rinsing and squeezing soiled reusable cloth diapers.

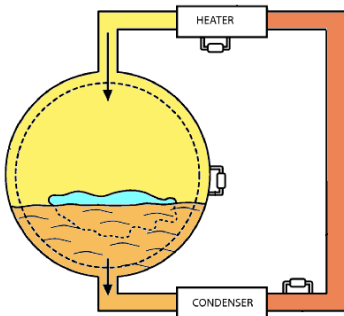
Illustrative example of subject matter classified in this group.

**D06F 43/00**
Dry-cleaning apparatus {or methods} using volatile solvents
([D06F 9/00](#) - [D06F 41/00](#) take precedence)
Definition statement

This place covers:

Industrial dry-cleaning machines and dry-cleaning methods.

Illustrative example of subject matter classified in this group.

**References****Limiting references**

This place does not cover:

| | |
|------------------|--|
| Washing machines | D06F 9/00 – D06F 41/00 |
|------------------|--|

Informative references

Attention is drawn to the following places, which may be of interest for search:

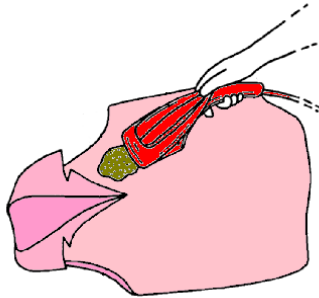
| | |
|--------------|-----------------------------|
| CO2 cleaning | B08B 7/0021 |
|--------------|-----------------------------|

D06F 43/002**{Spotting apparatus}****Definition statement**

This place covers:

Industrial and/or household handheld spot-removing devices

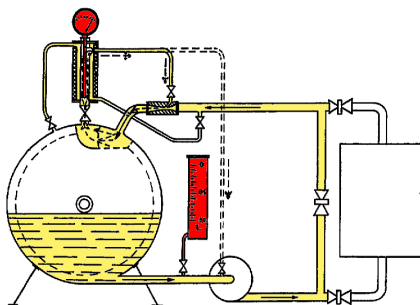
Illustrative example of subject matter classified in this group.

**D06F 43/005****{Solvent condition control devices, e.g. humidity content}****Definition statement**

This place covers:

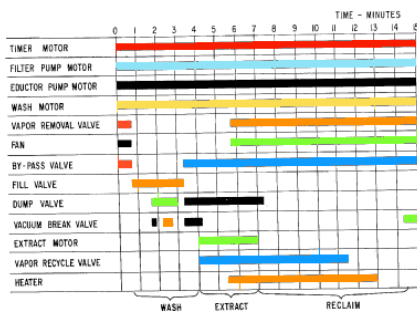
Solvent condition (e.g. humidity) detecting arrangement for industrial dry-cleaning machines.

Illustrative example of subject matter classified in this group.



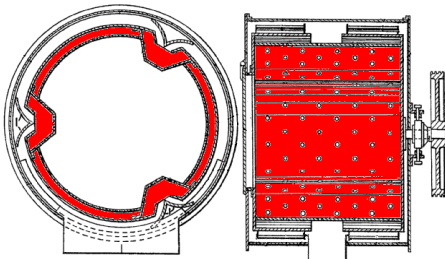
D06F 43/007**{Dry cleaning methods}****Definition statement***This place covers:*

Illustrative example of subject matter classified in this group.

**D06F 43/02****having one rotary cleaning receptacle only****Definition statement***This place covers:*


Industrial dry-cleaning machines comprising a single rotary cleaning receptacle.

Illustrative example of subject matter classified in this group.

**D06F 43/04****having more than one rotary cleaning receptacle****Definition statement***This place covers:*

Industrial dry-cleaning machines comprising more than one rotary cleaning receptacle.

Illustrative example of subject matter classified in this group.



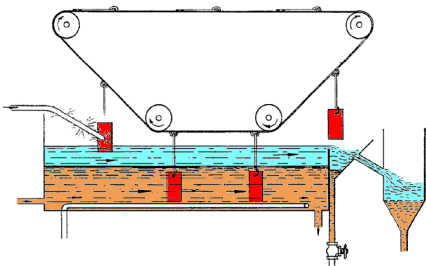
D06F 43/06

wherein the articles to be cleaned are passed through a cleaning chamber or bath

Definition statement

This place covers:

Illustrative example of subject matter classified in this group.



D06F 43/08

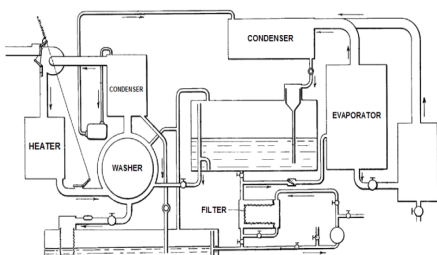
Associated apparatus for handling and recovering the solvents

Definition statement

This place covers:

Solvent recovery devices for industrial dry cleaning machines, wherein the recovery device lies in a separate structure with respect to the dry cleaning machine.

Illustrative example of subject matter classified in this group.



References

Informative references

Attention is drawn to the following places, which may be of interest for search:

| | |
|--|----------------------|
| Separate apparatus for purifying dry-cleaning solvents | B01D |
|--|----------------------|

D06F 43/081

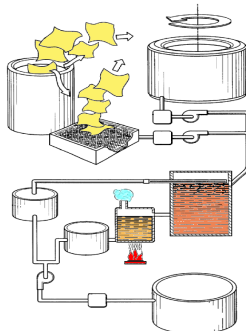
{Reclaiming or recovering the solvent from a mixture of solvent and contaminants, e.g. by distilling}

Definition statement

This place covers:

Solvent reclaiming or recovery arrangements for industrial dry-cleaning machines.

Illustrative example of subject matter classified in this group.



D06F 43/083

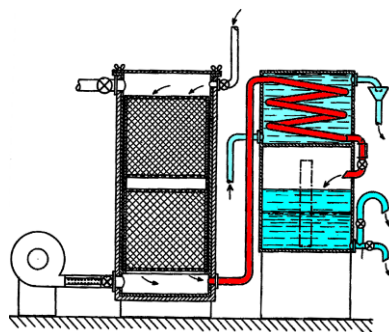
{Condensing arrangements}

Definition statement

This place covers:

Solvent condensing arrangements for industrial dry-cleaning machines.

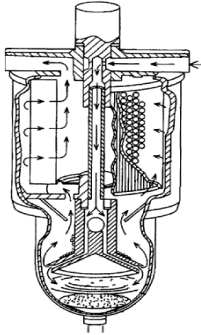
Illustrative example of subject matter classified in this group.



D06F 43/085**{Filtering arrangements; Filter cleaning; Filter-aid powder dispensers}****Definition statement***This place covers:*

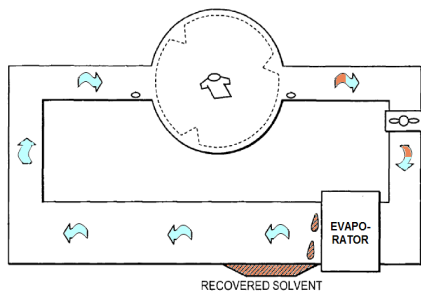
Solvent filtering / filter cleaning arrangements for industrial dry-cleaning machines.

Illustrative example of subject matter classified in this group.

**D06F 43/086****{Recovering the solvent from the drying air current}****Definition statement***This place covers:*

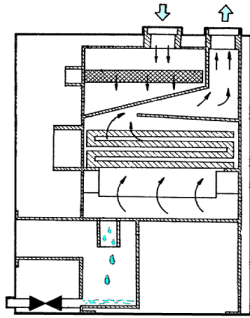
Industrial dry-cleaning machines comprising means for recovering the solvent from the drying air current.

Illustrative example of subject matter classified in this group.

**D06F 43/088****{Condensing arrangements}****Definition statement***This place covers:*

Industrial dry-cleaning machines comprising solvent condensing means for recovering the solvent from the drying air current.

Illustrative example of subject matter classified in this group.



D06F 45/00

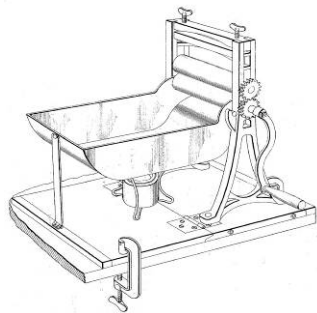
Wringing machines with two or more co-operating rollers; Similar cold-smoothing apparatus

Definition statement

This place covers:

Wringing machines comprising two or more rotary pressing bodies, suitable for removing excess liquids from rags or any equivalent absorbent and pliant items.

Illustrative example of subject matter classified in this group.



D06F 45/02

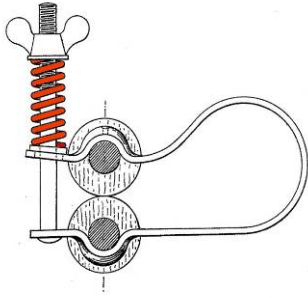
wherein the pressure is transmitted by spring means

Definition statement

This place covers:

Wringing machines comprising two or more rotary pressing bodies, wherein pressure is exerted via spring means.

Illustrative example of subject matter classified in this group.



D06F 45/04

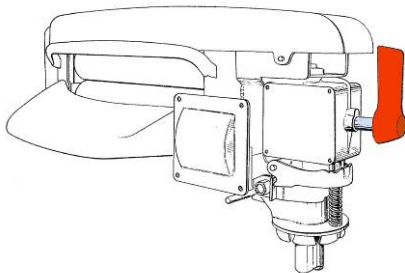
with hand-operated quick-release means

Definition statement

This place covers:

Wringing machines comprising two or more rotary pressing bodies and hand-operated pressure release means.

Illustrative example of subject matter classified in this group.



D06F 45/06

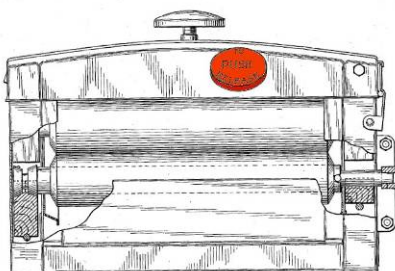
with automatically-operated quick-release means

Definition statement

This place covers:

Wringing machines comprising two or more rotary pressing bodies and automatically-operated pressure release means.

Illustrative example of subject matter classified in this group.



D06F 45/08

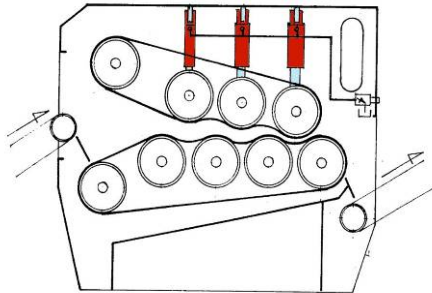
wherein the pressure is applied by fluid means

Definition statement

This place covers:

Wringing machines comprising two or more rotary pressing bodies, wherein pressure is exerted via e.g. hydraulic means.

Illustrative example of subject matter classified in this group.

**D06F 45/10**

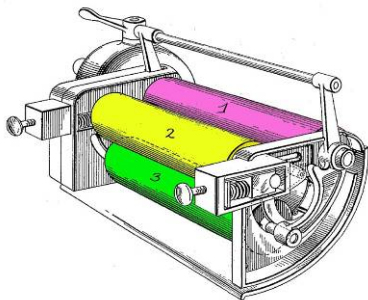
with three or more co-operating rollers

Definition statement

This place covers:

Wringing machines comprising three or more rotary pressing bodies

Illustrative example of subject matter classified in this group.

**D06F 45/12**

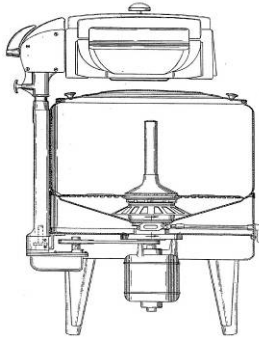
combined with washing machines

Definition statement

This place covers:

Wringing machines (comprising two or more rotary pressing bodies) permanently combined with a washing machine.

Illustrative example of subject matter classified in this group.



D06F 45/14

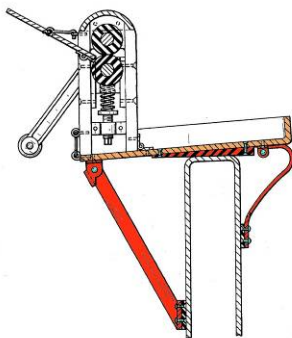
with means for removable attachment to washing machines, tables or other supports

Definition statement

This place covers:

Wringing machines (comprising two or more rotary pressing bodies) removeably attached to a washing machine, table or other support.

Illustrative example of subject matter classified in this group.



References

Informative references

Attention is drawn to the following places, which may be of interest for search:

| | |
|----------------------|----------------------|
| Combined with tables | A47B |
|----------------------|----------------------|

D06F 45/16

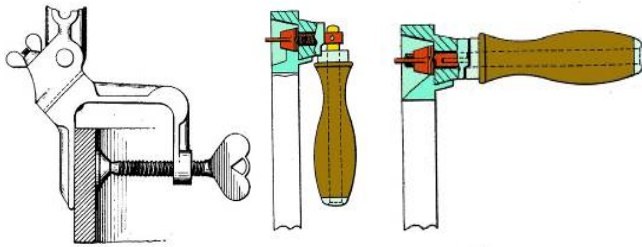
Details

Definition statement

This place covers:

Constructive details belonging to wringing machines comprising two or more rotary pressing bodies.

Illustrative example of subject matter classified in this group.



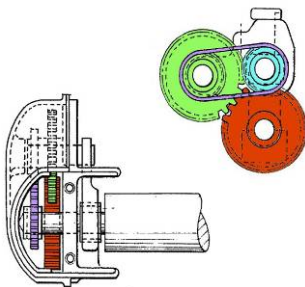
D06F 45/18

Driving or control arrangements for rotation of the rollers

Definition statement

This place covers:

Illustrative example of subject matter classified in this group.



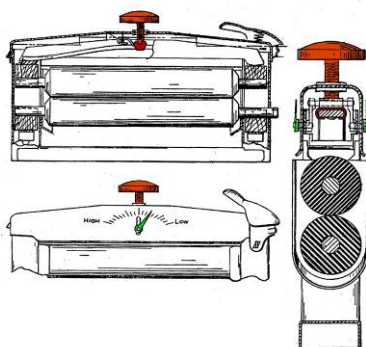
D06F 45/20

Toggle or other lever means for transmitting pressure to the rollers

Definition statement

This place covers:

Illustrative example of subject matter classified in this group.



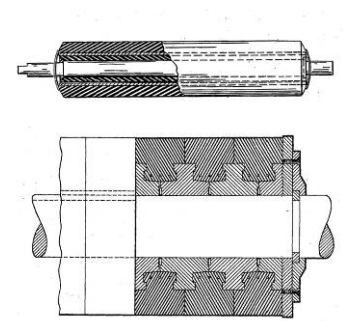
D06F 45/22

Rollers

Definition statement

This place covers:

Illustrative example of subject matter classified in this group.



D06F 45/24

Frames guiding or housing the roller shafts; Stands for supporting the roller framework

Definition statement

This place covers:

Illustrative example of subject matter classified in this group.



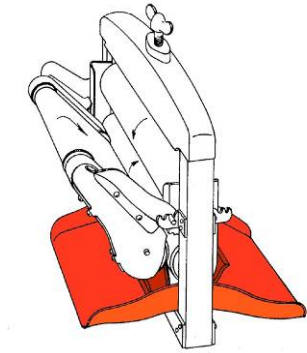
D06F 45/26

Draining boards; Feed or discharge boards; Stripping means

Definition statement

This place covers:

Illustrative example of subject matter classified in this group.



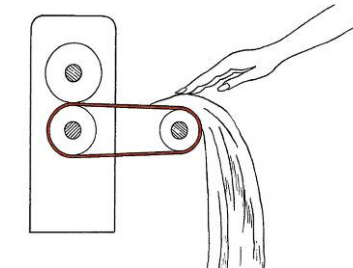
D06F 45/28

Belt arrangements for guiding the linen between the rollers

Definition statement

This place covers:

Illustrative example of subject matter classified in this group.



D06F 47/00

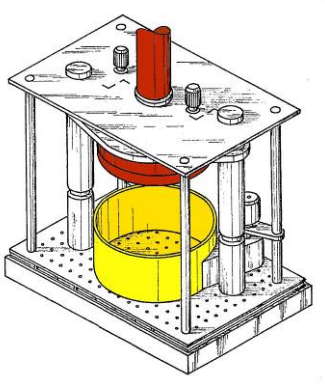
Apparatus of the press type for expelling water from the linen

Definition statement

This place covers:

Industrial pressing machines for removing excess liquids from wet clothing.

Illustrative example of subject matter classified in this group.



D06F 47/02

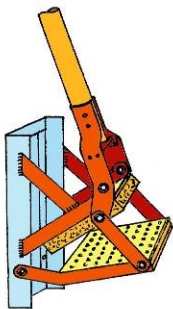
by a mechanically-actuated ram

Definition statement

This place covers:

Industrial pressing machines for removing excess liquids from wet clothing, comprising a mechanically-actuated ram.

Illustrative example of subject matter classified in this group.



D06F 47/04

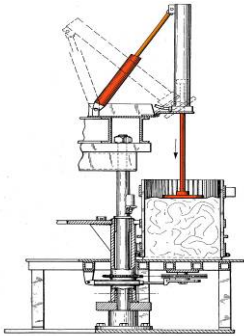
by a fluid-actuated ram

Definition statement

This place covers:

Industrial pressing machines for removing excess liquids from wet clothing, comprising a fluid-actuated ram.

Illustrative example of subject matter classified in this group.



D06F 47/06

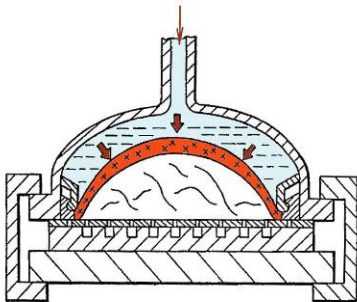
by a flexible diaphragm

Definition statement

This place covers:

Industrial pressing machines for removing excess liquids from wet clothing, comprising a flexible diaphragm.

Illustrative example of subject matter classified in this group.



D06F 47/08

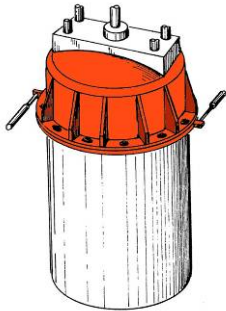
Covers; Securing means therefor

Definition statement

This place covers:

Covers and securing means therefor, specially adapted for sealing industrial pressing machines for removing excess liquids from wet clothing.

Illustrative example of subject matter classified in this group.



D06F 49/00

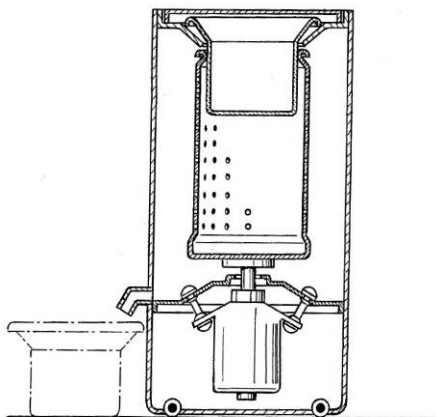
Domestic spin-dryers or similar spin-dryers not suitable for industrial use

Definition statement

This place covers:

Household spin-dryers (general aspects and/or constructive details) which cannot be classified under any hierarchically lower group.

Illustrative example of subject matter classified in this group.



References

Informative references

Attention is drawn to the following places, which may be of interest for search:

| | |
|------------------------|----------------------|
| Centrifuges in general | B04B |
|------------------------|----------------------|

D06F 49/003

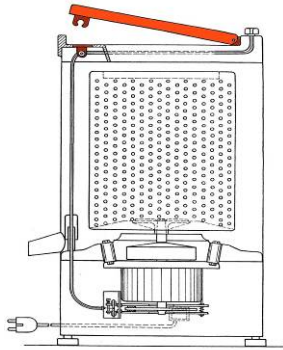
{Doors or covers; Safety arrangements}

Definition statement

This place covers:

Doors, covers or safety arrangements for household spin-dryers.

Illustrative example of subject matter classified in this group.



D06F 49/006

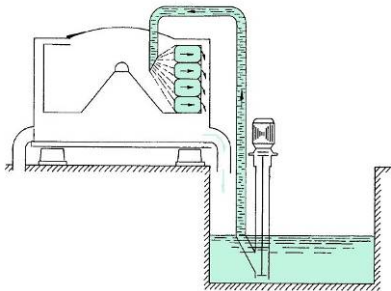
{Rinsing arrangements}

Definition statement

This place covers:

Water spraying arrangements for wetting the laundry during spinning, specially adapted for household spin-dryers.

Illustrative example of subject matter classified in this group.



D06F 49/02

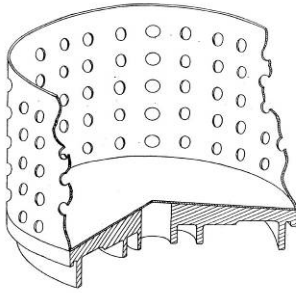
Bowl construction

Definition statement

This place covers:

Constructional details of rotary drums for household spin-drying devices.

Illustrative example of subject matter classified in this group.



D06F 49/04

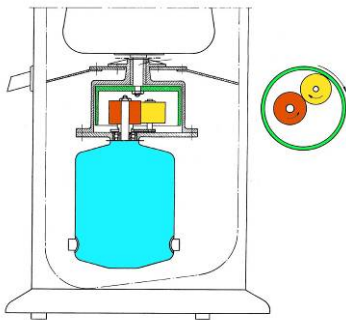
Bowl drive

Definition statement

This place covers:

Driving means of rotary drums for household spin-drying devices.

Illustrative example of subject matter classified in this group.



D06F 49/06

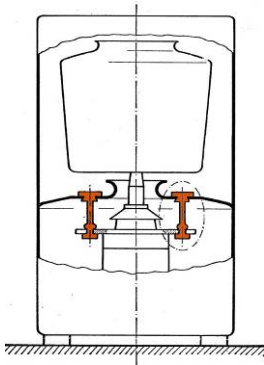
Mountings, e.g. resilient mountings, for the bowl or casings; Preventing or damping vibrations

Definition statement

This place covers:

Vibration damping arrangements for rotary drums of household spin-dryers.

Illustrative example of subject matter classified in this group.



References

Informative references

Attention is drawn to the following places, which may be of interest for search:

| | |
|-------------------------------|------|
| Damping vibrations in general | F16F |
|-------------------------------|------|

D06F 49/08

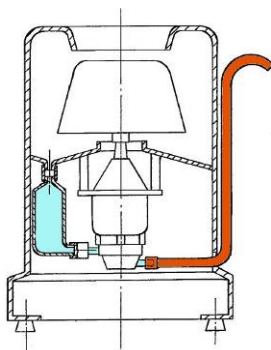
Liquid discharge arrangements

Definition statement

This place covers:

Water draining arrangements for household spin-dryers.

Illustrative example of subject matter classified in this group.



D06F 51/00

Apparatus for expelling or draining water from the linen, not provided for in the preceding groups

Definition statement

This place covers:

Hand operated apparatuses for removing excess liquids from wet clothing.

Illustrative example of subject matter classified in this group.



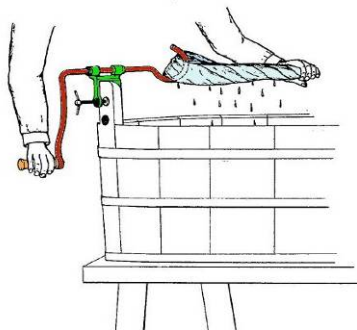
D06F 51/02

by twisting

Definition statement

This place covers:

Illustrative example of subject matter classified in this group.




D06F 53/00

Clothes-lines; Supports therefor (drying frames incorporating clothes-lines [D06F 57/00](#))

Definition statement

This place covers:

Illustrative example of subject matter classified in this group.



References

Limiting references

This place does not cover:

| | |
|---|----------------------------|
| Drying frames incorporating clothes-lines | D06F 57/00 |
|---|----------------------------|

Informative references

Attention is drawn to the following places, which may be of interest for search:

| | |
|---|----------------------------|
| Supports or holders specially adapted or mounted for storing and repeatedly paying-out and restoring lengths of lines | B65H 75/34 |
| Ropes, cables | D07B |

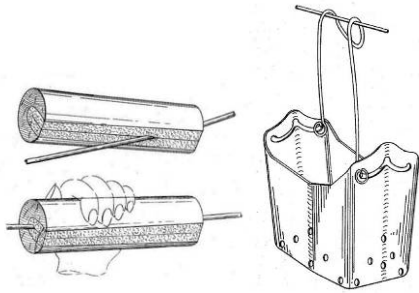
D06F 53/005

{Accessories, e.g. line cleaning devices, line protectors, clothes-pin holders}

Definition statement

This place covers:

Illustrative example of subject matter classified in this group.



D06F 53/02

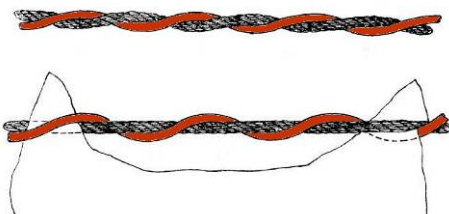
Clothes-lines

Definition statement

This place covers:

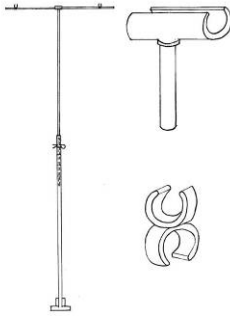
Any line, such as a piece of rope or cable, which is specifically designed and used for hanging clothes thereon for drying the clothes, the line being characterised by features that render the line particularly useful for suspending or hanging clothes thereon to dry.

Illustrative example of subject matter classified in this group:



D06F 53/04**Supports, e.g. poles, props for clothes-lines****Definition statement***This place covers:*

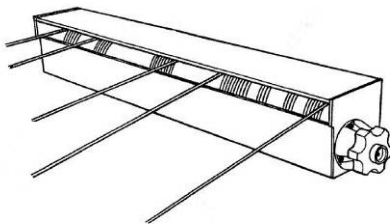
Illustrative example of subject matter classified in this group.

**References****Informative references***Attention is drawn to the following places, which may be of interest for search:*

| | |
|------------------|----------------------|
| Poles in general | E04H |
|------------------|----------------------|

D06F 53/045**{comprising means for storing the clothes-line}****Definition statement***This place covers:*

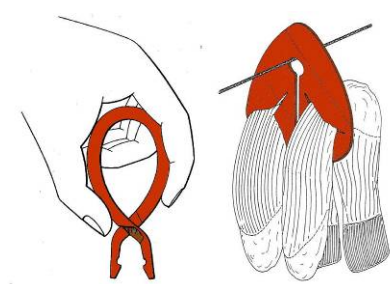
Illustrative example of subject matter classified in this group.



D06F 55/00**Clothes-pegs****Definition statement**

This place covers:

Illustrative example of subject matter classified in this group.

**References****Informative references**

Attention is drawn to the following places, which may be of interest for search:

| | |
|---|-----------------------------|
| Devices for keeping articles together during laundering | D06F 95/008 |
| Clothing hangers | A47G 25/14 |

D06F 55/02**with pivoted {independent} clamping members****Definition statement**

This place covers:

Illustrative example of subject matter classified in this group.

**References****Informative references**

Attention is drawn to the following places, which may be of interest for search:

| | |
|--|---------------------------|
| Friction grip fastenings / using pivoting jaws | F16B 2/10 |
|--|---------------------------|

D06F 57/00

Supporting means, other than simple clothes-lines, for linen or garments to be dried or aired (in combination with means for heating or positive air circulation [D06F 58/00](#); adapted to retain the shape of particular articles being dried [D06F 59/00](#))

References

Limiting references

This place does not cover:

| | |
|---|----------------------------|
| In combination with means for heating or positive air circulation | D06F 58/00 |
| Adapted to retain the shape of particular articles being dried | D06F 59/00 |

Informative references

Attention is drawn to the following places, which may be of interest for search:

| | |
|--|----------------------------|
| Clothing hangers, e.g. suit hangers | A47G 25/14 |
| Pivotal connections / Arrangements for locking | F16C 11/10 |
| Drying in general | F26B |

Special rules of classification

for the classification in [D06F 57/00](#) and its subgroups:

- supporting means mounted on pillars ([D06F 57/02](#) and [D06F 57/04](#)) are not considered "stands". Hence, foldable supporting means mounted on pillars are not classified in the subgroups [D06F 57/08](#) or [D06F 57/10](#) relating to stands only;
- supporting means specially adapted for attachment to walls, ceilings, stoves, or other structures or objects ([D06F 57/12](#) and subgroups) are considered neither "mounted on pillars" nor "stands". Hence, such supporting means are only classified in [D06F 57/12](#) and subgroups even if foldable.

Glossary of terms

In this place, the following terms or expressions are used with the meaning indicated:

| | |
|-------|--|
| Stand | Supporting means, other than simple clothes-lines, for linen or garments to be dried or aired, comprising more than one leg for standing on the ground and being self-supporting, i.e. without being mounted to the ground or a further support. |
|-------|--|

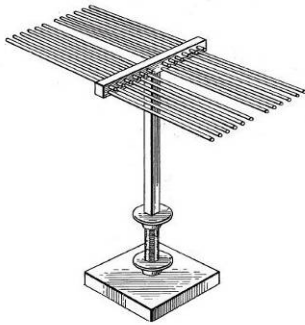
D06F 57/02

mounted on pillars, e.g. rotatably {(sockets or holders for poles or posts [E04H 12/22](#))}

Definition statement

This place covers:

Illustrative example of subject matter classified in this group.

**References****Informative references**

Attention is drawn to the following places, which may be of interest for search:

| | |
|---------------------------------------|----------------------------|
| Sockets or holders for poles or posts | E04H 12/22 |
|---------------------------------------|----------------------------|

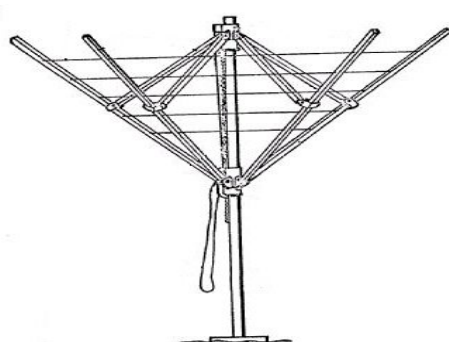
D06F 57/04

and having radial arms, e.g. collapsible

Definition statement

This place covers:

Illustrative example of subject matter classified in this group.

**References****Informative references**

Attention is drawn to the following places, which may be of interest for search:

| | |
|--------------------|---|
| Umbrellas Parasols | A45B 23/00 , A45B 25/00 |
|--------------------|---|

D06F 57/06

comprising vertical members connected by horizontal bars

Definition statement

This place covers:

Supporting means comprising more than one vertical member which are interconnected by horizontal bars. The vertical members must be truly vertical, i.e. perpendicular to the ground, in the operating position of the supporting means.

Illustrative example of subject matter classified in this group:



D06F 57/08

Folding stands ([D06F 57/06](#) takes precedence)

Definition statement

This place covers:

Folding stands, i.e. stands that are foldable for stowing.

This group covers in particular, but not exclusively, folding stands as defined above which are foldable about a horizontal axis.

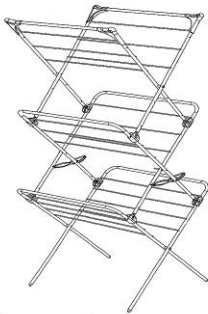
Illustrative example of subject matter classified in this group:



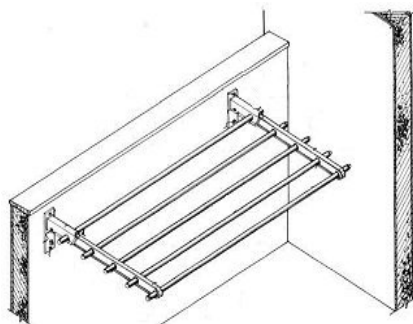
D06F 57/10**of the lazy-tongs type****Definition statement***This place covers:*

Any foldable stand with intersecting leg members, the leg members being foldable using a mechanism involving at least two parallel folding axes in which the members intersect.

Illustrative example of subject matter classified in this group.

**D06F 57/12****pecially adapted for attachment to walls, ceilings, stoves, or other structures or objects****Definition statement***This place covers:*

Illustrative example of subject matter classified in this group.

**References****Informative references**

Attention is drawn to the following places, which may be of interest for search:

| | |
|-------------|----------------------------|
| Towel racks | A47K 10/04 |
|-------------|----------------------------|

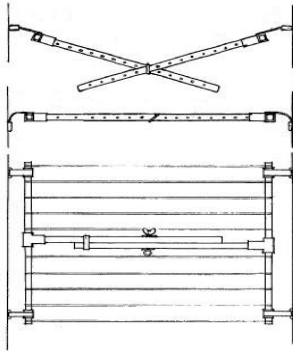
D06F 57/122

{for attachment by clamping between two retaining-planes}

Definition statement

This place covers:

Illustrative example of subject matter classified in this group.



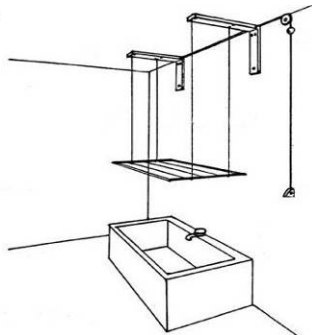
D06F 57/125

{for attachment to, or close to, the ceiling}

Definition statement

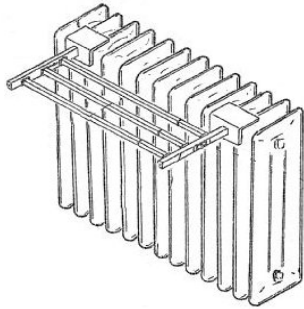
This place covers:

Illustrative example of subject matter classified in this group.



D06F 57/127**{for attachment or suspension to central heating radiators}****Definition statement***This place covers:*

Illustrative example of subject matter classified in this group.

**D06F 58/00****Domestic laundry dryers****References****Informative references***Attention is drawn to the following places, which may be of interest for search:*

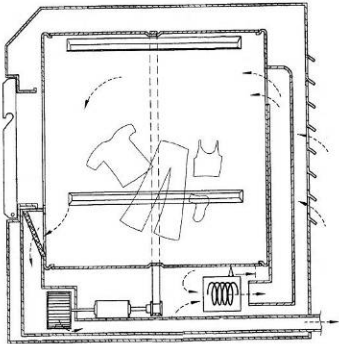
| | |
|-------------------|----------------------|
| Drying in general | F26B |
|-------------------|----------------------|

D06F 58/02**having dryer drums rotating about a horizontal axis****Definition statement***This place covers:*

Domestic laundry drier having a drier drum rotating about a horizontal axis in general.

For instance: a domestic laundry drier having a drier drum rotating about a horizontal axis defined by a particular arrangement of conducting air inside the laundry drier, this particular arrangement involving inter alia the drum.

An example of such a domestic laundry drier in [D06F 58/02](#) is:



D06F 58/04

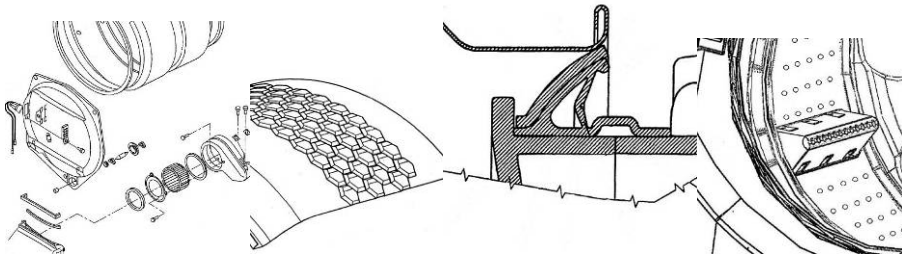
Details (controlling or regulating devices [D06F 34/00](#))

Definition statement

This place covers:

Details that are directly relating to the drier drum rotating about a horizontal axis of the domestic laundry drier.

Examples of such details of a domestic laundry drier in [D06F 58/04](#) include:



References

Limiting references

This place does not cover:

| | |
|-----------------------------------|----------------------------|
| Controlling or regulating devices | D06F 34/00 |
|-----------------------------------|----------------------------|

Special rules of classification

In case an aspect of the detail falls also in [D06F 58/20](#) and its subgroups, i.e. this aspect of the detail is not restricted to laundry driers having a drum rotating about a horizontal axis, then also [D06F 58/20](#) or its relevant subgroup should be assigned.

For instance: a domestic laundry drier having a drier drum rotating about a horizontal axis and comprising an electric heating device specially shaped or adapted to the drier drum should be classified in both, [D06F 58/04](#) (aspect: specially shaped to the drier drum) and [D06F 58/26](#) (aspect: heating device).

D06F 58/06

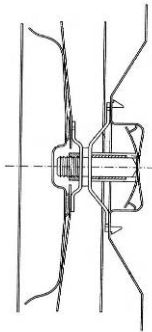
Mountings for the rotating drums

Definition statement

This place covers:

Any detail related to the mounting of the rotating drum, for instance bearings or supports of the rotating drum.

An example of a detail of a mounting for a rotating drum in [D06F 58/06](#) is:



D06F 58/08

Driving arrangements

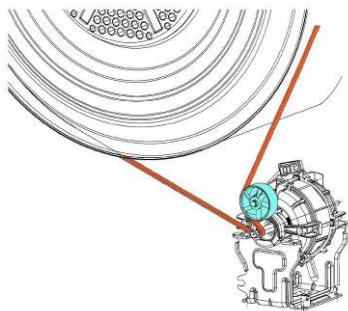
Definition statement

This place covers:

Device details or components of the domestic laundry drier directly related or linked to the driving arrangement of the drier drum.

For instance: the motor, mounting and support of the motor, as well as details of the drive system such as belts and pulleys.

An example of such a details of a driving arrangement in [D06F 58/08](#) is:



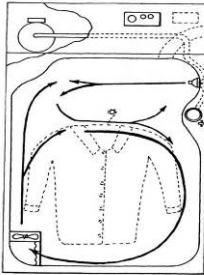
D06F 58/10

Drying cabinets or drying chambers having heating or ventilating means

Definition statement

This place covers:

Illustrative example of subject matter classified in this group.

**References****Informative references**

Attention is drawn to the following places, which may be of interest for search:

| | |
|---------------------------------------|----------------------------|
| Clothes dryers having a rotating drum | D06F 58/02 |
|---------------------------------------|----------------------------|

D06F 58/12

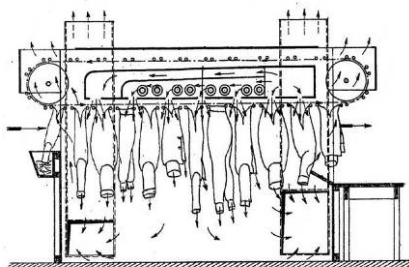
having conveying means for moving clothes, e.g. along an endless track

Definition statement

This place covers:

Conveying means for moving the clothes, for instance along an endless track, along a rotating screw, or back and forth

Illustrative example of subject matter classified in this group.

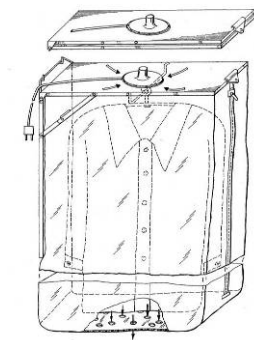


D06F 58/14**Collapsible drying cabinets; Wall mounted collapsible hoods****Definition statement**

This place covers:

Collapsible drying cabinets, such as collapsible and portable drying devices; Wall mounted collapsible hoods

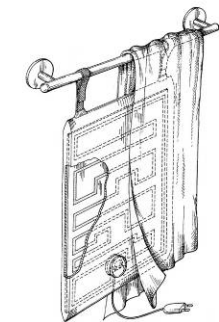
Illustrative example of subject matter classified in this group.

**D06F 58/16****having heatable surfaces for contacting the laundry ([D06F 59/00](#) takes precedence)****Definition statement**

This place covers:

Domestic laundry driers having heatable surfaces for contacting the laundry, the domestic laundry drier being specifically designed for, and used as, domestic device for drying laundry.

Illustrative example of subject matter classified in this group.

**References****Limiting references**

This place does not cover:

| | |
|---|----------------------------|
| Supports adapted to retain the shape of particular articles being dried | D06F 59/00 |
|---|----------------------------|

Informative references

Attention is drawn to the following places, which may be of interest for search:

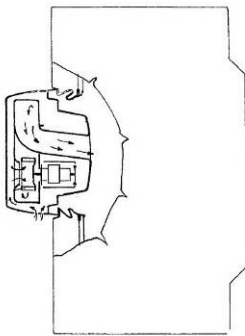
| | |
|---------------------------------|----------------------------|
| Towel racks having drying means | A47K 10/06 |
| Radiators per se | F24D |

D06F 58/18**Detachable or door-mounted drying arrangements for washing machines****Definition statement**

This place covers:

Drying arrangement which can be removably attached to a washing machine and which does not form part of the washing machine; door-mounted drying arrangement suitable for a washing machine, the drying arrangement being self-contained.

Illustrative example of subject matter classified in this group.

**References****Informative references**

Attention is drawn to the following places, which may be of interest for search:

| | |
|---|----------------------------|
| Washing machines having receptacles, stationary for the washing purposes, and having further drying means | D06F 18/00 |
| Washing machines with receptacles having a rotary movement, the receptacle serving both for washing and centrifugally draining and having further drying mean | D06F 25/00 |

D06F 58/20**General details of domestic laundry driers ([D06F 59/00](#) takes precedence)****Definition statement**

This place covers:

General details of domestic laundry driers being relevant for all different type of domestic laundry driers.

For instance:

- vents or pipes or air valves used in domestic laundry driers;

Definition statement

- fans or air blowing arrangement;
- air/air heat exchangers for heat exchange without condensation, e.g. heat exchanger for heat recovery;
- casing details specific to laundry driers.

References

Limiting references

This place does not cover:

| | |
|---|----------------------------|
| Supports adapted to retain the shape of particular articles being dried | D06F 59/00 |
|---|----------------------------|

Informative references

Attention is drawn to the following places, which may be of interest for search:

| | |
|--|------------------------------|
| Washing machines / casings | D06F 39/12 |
| Washing machines / supporting arrangements for the casing | D06F 39/125 |
| Washing machines / doors or covers; securing means thereof | D06F 39/14 |
| Dishwashers / details of the casing | A47L 15/4251 |

Special rules of classification

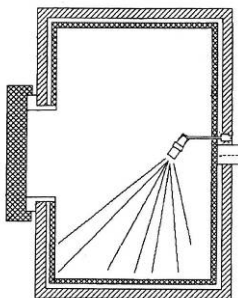
In case the details or the components relate to an air/air heat exchanger which effects the condensation of moisture, only the subgroup [D06F 58/24](#) should be assigned (i.e. not [D06F 58/20](#) in addition).

D06F 58/203**{Laundry conditioning arrangements}****Definition statement**

This place covers:

Details of laundry conditioning devices or components in domestic laundry driers (e.g. free body dispensers or laundry balls specially adapted for releasing laundry conditioning agent during a drying cycle of a domestic laundry dryer) using a laundry conditioning agent (e.g. water, steam, perfume, starch) to be applied to the laundry.

An example of such a laundry conditioning arrangement in a domestic laundry drier may involve the injection of a laundry conditioning agent into the treatment chamber, as shown below:



References

Informative references

Attention is drawn to the following places, which may be of interest for search:

| | |
|---|-----------------------------|
| Free body dispensers for adding soap or other washing agents | D06F 39/024 |
| Washing machines / Steam generating arrangements | D06F 39/40 |
| Detergent compositions incorporated into a dispensing means, specially adapted for dry cleaning or laundry dryer related applications | C11D 17/047 |
| Steam generators per se | F22B 1/28 |

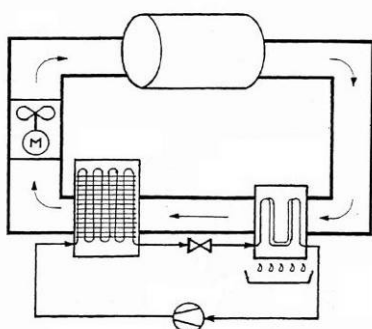
D06F 58/206

{Heat pump arrangements}

Definition statement

This place covers:

Heat pump arrangements for domestic laundry dryers, e.g. heat pumps of the compressor type, of the sorption type or using thermo-electric elements (e.g. Peltier / Seebeck devices).



References

Informative references

Attention is drawn to the following places, which may be of interest for search:

Heat pumps

| | |
|--|-----------------------------|
| Drying arrangements for dishwashers / using condensers | A47L 15/483 |
| Air conditioning | F24F 5/0007 |
| Combined heating and refrigeration systems | F25B 29/00 |
| Heating and cooling | F25B 30/00 |
| Drying by using sorbent; | F26B 21/083 |
| Drying by condensing the moisture | F26B 21/086 |
| Heating arrangements | F26B 23/00 |

Thermo-electric heat pumps (e.g. Peltier)

| | |
|------------------|-----------------------------|
| Air conditioning | F24F 5/0042 |
|------------------|-----------------------------|

| | |
|-------------------------|----------------------------|
| Heating and cooling | F25B 11/00 |
| Basic electric elements | H10N 10/00 |

D06F 58/22

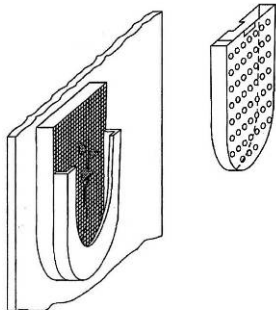
Lint collecting arrangements

Definition statement

This place covers:

Details of devices or components related or linked to the collection of lint or other particles, such as air filters and air filter cleaning devices.

Illustrative example of subject matter classified in this group.



D06F 58/24

Condensing arrangements

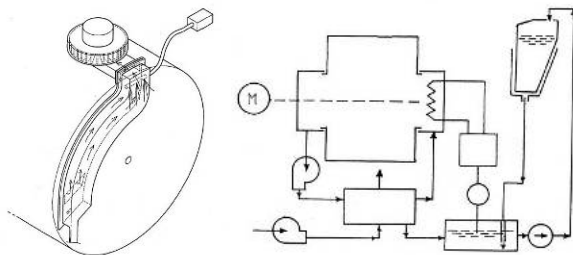
Definition statement

This place covers:

Details of devices or components related or linked to the collection of lint or other particles, such as air filters and air filter cleaning devices.

- condensers or the components effecting the condensation of moisture;
- condensation handling devices such as condensation pump and condensation container;
- details directly related to the condenser, such as components effecting the cleaning or enabling maintenance of the condenser.

Illustrative example of subject matter classified in this group.



References

Informative references

Attention is drawn to the following places, which may be of interest for search:

| | |
|--|---|
| Drying arrangements for dishwashers / using condensers | A47L 15/483 |
| Heat exchangers | F28F , F28D |

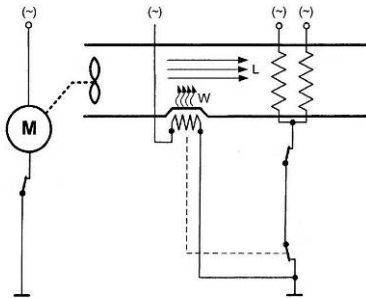
D06F 58/26

Heating arrangements, e.g. gas heating equipment ([D06F 58/18](#) takes precedence)

Definition statement

This place covers:

Illustrative example of subject matter classified in this group.



References

Limiting references

This place does not cover:

| | |
|---|----------------------------|
| Detachable or door-mounted drying arrangements for washing machines | D06F 58/18 |
|---|----------------------------|

D06F 58/263

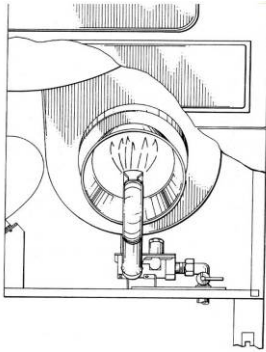
{Gas heating equipment}

Definition statement

This place covers:

Domestic laundry driers having gas heating equipment including the burner and the gas supply devices.

Illustrative example of subject matter classified in this group:



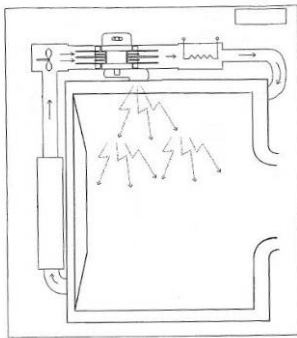
D06F 58/266

{Microwave heating equipment}

Definition statement

This place covers:

Illustrative example of subject matter classified in this group.



D06F 58/30

Drying processes (controlling a series of operations in domestic laundry
dryers [D06F 58/32](#))

Definition statement

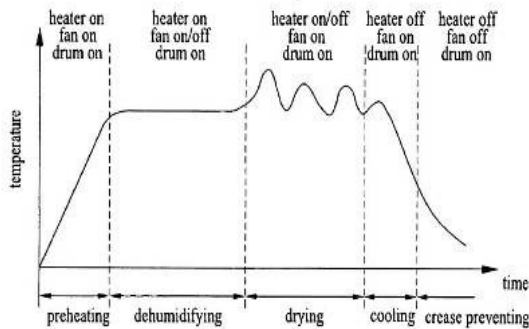
This place covers:

Laundry drying processes per se, i.e. machine working methods characterized by several laundry treating steps.

Definition statement

It is noted that in this group the focus is set on the treating process the laundry undergoes.

Illustrative example of subject matter classified in this group.



The above diagram represents a typical drying method for laundry dryers, in which several laundry treating steps are performed, for example during the drying process the heater and the blower fan are subsequently turned ON/OFF while the drum is rotated.

References

Limiting references

This place does not cover:

| | |
|---|----------------------------|
| Controlling a series of operations in domestic laundry dryers | D06F 58/32 |
|---|----------------------------|

Informative references

Attention is drawn to the following places, which may be of interest for search:

| | |
|---|------------------------------|
| Methods for washing, rinsing or spin-drying | D06F 35/005 |
| General details of domestic laundry dryers | D06F 58/20 |
| Controlling processes for dishwashers | A47L 15/0018 |

D06F 58/32

Control of operations performed in domestic laundry dryers (control of operations performed in washer-dryers [D06F 33/50](#); details of control systems, e.g. for detecting or measuring specific parameters or for selection or indication of programs [D06F 34/00](#))

Definition statement

This place covers:

General control aspects that are not covered by [D06F 58/34](#) - [D06F 58/52](#).

D06F 58/34

characterised by the purpose or target of the control

Definition statement

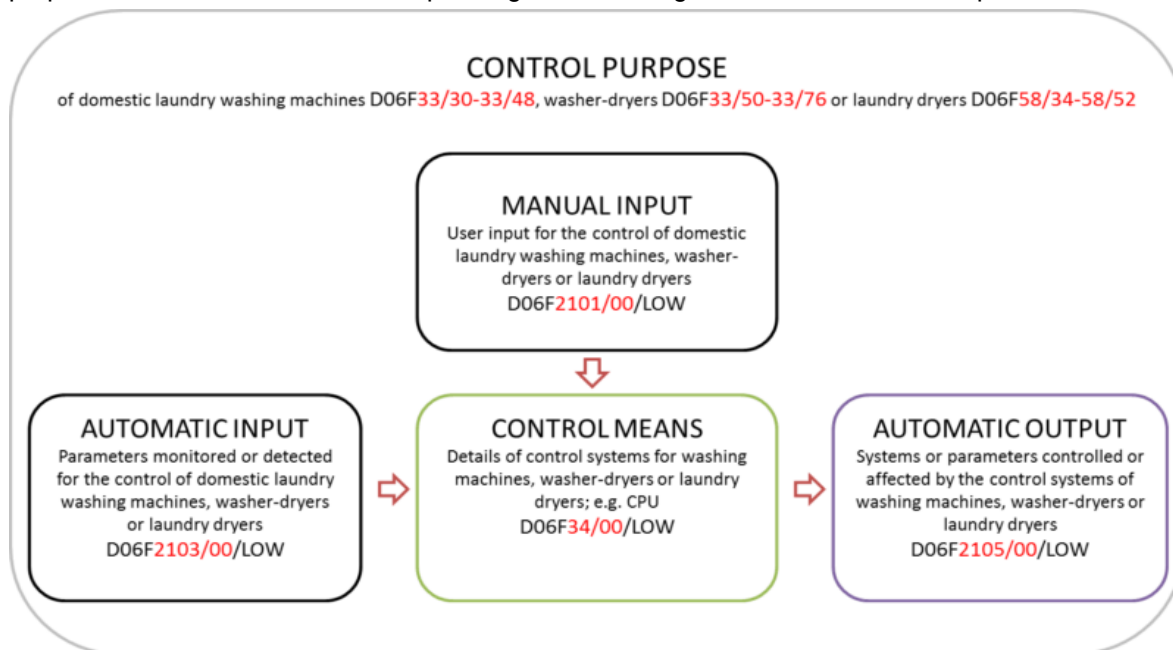
This place covers:

The controlling processes of laundry dryers that are classified in this group and its subgroups according to their specific purpose, e.g. the optimization / improvement of the drying phase or the prevention of laundry ignition.

The further information relating to the (manual) input and the output of these controlling processes is classified with the mandatory indexing codes and any details of the control means per se, i.e. the "hardware" is classified in the groups relating to the details of the control means (see special rules of classification for this group and its subgroups).

Concept

The following picture schematically illustrates how a controlling process of a washing machine, washer-dryer or laundry dryer is classified based on how it works. An input signal (i.e. a user input as "manual input" or an automatically detected signal as "automatic input, e.g. by a sensors) is fed into a control unit as "control means" which depending on the purpose of the control sends corresponding command signals to the machine components.



The preceding image makes reference to the following symbols: [D06F 33/30-D06F 33/48](#), [D06F 33/50-D06F 33/76](#), [D06F 58/34-D06F 58/52](#), [D06F 2101/00](#), [D06F 2103/00](#), [D06F 34/00](#), [D06F 2105/00](#).

A controlling process of a laundry treating apparatus (e.g. a laundry dryer) has a specific "control purpose" and implies the presence of a "control means" (e.g. a CPU), whereby the control means is usually a control unit which comprises a user interface (e.g. a control panel) and several sensors for the automatic detection of e.g. air temperature, laundry humidity, liquid level in the condensed water tank, etc.

Moreover, the control unit is usually configured to perform actions as "automatic output" (e.g. switching a heater ON/OFF, regulating the blower fan speed, etc.), depending on the purpose of the control and based on the input of the user and/or the signals provided by the sensors.

First example: laundry dryer - control method

Definition statement

Control method for a laundry dryer employing a control unit adapted to detect the temperature of the drying air and to switch the fan speed and the heater ON/OFF based on the target humidity of the laundry load, as input by the user, such as to reduce the operating time.

Classification of the example:

- Purpose: [D06F 33/70](#) (Control of the operating time)
- Manual input: [D06F 2101/16](#) (Target humidity for the drying process)
- Automatic input: [D06F 2103/32](#) (Air properties – temperature)
- Automatic output: [D06F 2105/28](#) (Electric heating); [D06F 2105/30](#) (Blowers)

Second example: washer-dryer

Washer-dryer provided with a control circuit, a control panel, an air heater and a temperature sensor for measuring the temperature of the drying air, whereby the user interface allows the user to set the maximum temperature of the drying air, and the control unit is configured to regulate the heater (e.g. by switching it ON/OFF) and the blower fan based on the temperature of the drying air. The control aims to avoid damaging the laundry by overheating.

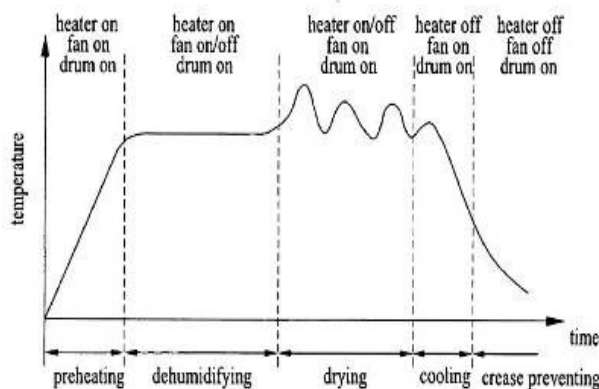
Classification of the example:

- Purpose: [D06F 33/52](#) (Control of the operational steps, e.g. optimisation or improvement of operational steps depending on the condition of the laundry)
- Manual input: [D06F 2101/18](#) (Target temperature for the drying process, e.g. low-temperature cycles)
- Automatic input: [D06F 2103/32](#) (Air properties – Temperature)
- Automatic output: [D06F 2105/28](#) (Electric heating); [D06F 2105/30](#) (Blowers)
- Note: All washer-dryers have to be also classified, as a general rule, in [D06F 25/00](#).

Special rules of classification

It is compulsory to classify also all relevant aspects related to the Purpose, Manual Input, Automatic Input, Automatic Output and Details of the control means.

- Purpose [D06F 58/34](#)- [D06F 58/52](#)
- Manual Input [D06F 2101/00](#)- [D06F 2101/20](#)
- Automatic Input [D06F 2103/00](#)- [D06F 2103/70](#)
- Automatic Output [D06F 2105/00](#)- [D06F 2105/62](#)
- Details of the Control Means [D06F 34/00](#)- [D06F 34/34](#)



The above diagram represents a typical drying method for laundry dryers, belonging to [D06F 58/30](#) in which, during the drying process, the heater and the blower fan are subsequently turned ON/OFF while the drum is rotated. It is noted that [D06F 58/30](#) relates to methods for treating the laundry

whereas [D06F 58/34](#) and subgroups relate to devices for controlling the appliance (i.e. the focus is set on the treating process the laundry undergoes).

D06F 58/36

Control of operational steps, e.g. for optimisation or improvement of operational steps depending on the condition of the laundry

Definition statement

This place covers:

The control of individual operational steps, which are focused on the condition of the laundry.

D06F 58/38

of drying, e.g. to achieve the target humidity

Definition statement

This place covers:

The control of individual operational steps, which are focused on the achievement of one or more target drying parameters.

D06F 58/40

Control of the initial heating of the drying chamber to its operating temperature

Definition statement

This place covers:

The control of individual operational steps, which are focused on the initial heating phase.

D06F 58/42

by unheated air

Definition statement

This place covers:

Control methods or control arrangements having the purpose of steering and/or optimizing the air flow, wherein the air is unheated.

D06F 58/44

of conditioning or finishing, e.g. for smoothing or removing creases

Definition statement

This place covers:

Control methods or control arrangements of laundry dryers having the purpose of conditioning or finishing the laundry, e.g. using a laundry-conditioning agent like water, steam, perfume, starch.

References

Informative references

Attention is drawn to the following places, which may be of interest for search:

| | |
|-----------------------------------|-----------------------------|
| Steam generating arrangements | D06F 39/40 |
| Laundry conditioning arrangements | D06F 58/203 |
| Steam generators per se | F22B 1/28 |

D06F 58/45

Cleaning or disinfection of machine parts, e.g. of heat exchangers or filters

Definition statement

This place covers:

Control methods or control arrangements having the purpose of cleaning or disinfecting of laundry dryer components, e.g. of the lint filter, condenser, air duct, etc.

References

Informative references

Attention is drawn to the following places, which may be of interest for search:

| | |
|--|-----------------------------|
| Control of cleaning or disinfection of washer-dryer parts, e.g. of washer-dryer tubs | D06F 33/69 |
| Methods for disinfecting the tub or the drum for washing machines | D06F 35/008 |
| Laundry conditioning arrangements | D06F 58/203 |
| Lint collecting arrangements | D06F 58/22 |

Special rules of classification

Arrangements for disinfecting the tub or the drum are classified under [D06F 35/008](#).

Devices for collecting lint or fluff are classified under [D06F 58/22](#).

D06F 58/46

Control of the operating time

Definition statement

This place covers:

Control methods concerning the operating time, e.g. reduction of overall operating time.

References

Informative references

Attention is drawn to the following places, which may be of interest for search:

| | |
|--|------------------------------|
| Control of the operating time of washer-dryers | D06F 33/70 |
| Timing arrangements | D06F 34/06 |
| Time settings | D06F 2101/14 |

| | |
|--|------------------------------|
| Time, e.g. duration | D06F 2103/38 |
| Remaining operation time; Remaining operational cycles | D06F 2105/56 |

D06F 58/48

Control of the energy consumption

Definition statement

This place covers:

The control of individual operational steps concerning the reduction of energy consumption.

References

Informative references

Attention is drawn to the following places, which may be of interest for search:

| | |
|---|----------------------------|
| Control of the energy or water consumption (washer-dryers) | D06F 33/72 |
| Arrangements for the recovery of water in laundry washing machines | D06F 39/20 |
| Arrangements for the recovery of energy in laundry washing machines | D06F 39/30 |

D06F 58/50

Responding to irregular working conditions, e.g. malfunctioning of blowers

Definition statement

This place covers:

The control of individual operational steps concerning the prevention and early detection of potentially dangerous or abnormal working conditions that might cause damage to the user and/or to the machine, e.g. clogging of the lint filter, laundry ignition, electric malfunctions, etc.

References

Informative references

Attention is drawn to the following places, which may be of interest for search:

| | |
|---|----------------------------|
| Control of washer-dryers responding to irregular working conditions, e.g. malfunctioning of pumps | D06F 33/74 |
|---|----------------------------|

D06F 58/52

Preventing or reducing noise

Definition statement

This place covers:

The control of individual operational steps to reduce and/or prevent imbalance or noise.

References

Informative references

Attention is drawn to the following places, which may be of interest for search:

| | |
|--|------------------------------|
| Control of washing machines characterised for preventing or reducing imbalance or noise | D06F 33/48 |
| Control of washer-dryers for preventing or reducing imbalance or noise | D06F 33/76 |
| Arrangements for detecting or measuring imbalance | D06F 34/16 |
| Mountings, e.g. resilient mountings, for the rotary receptacle, motor, tub, or casing; Preventing or damping vibrations, for washing machines | D06F 37/20 |
| Damping vibrations by displacing, supplying or ejecting a material, e.g. liquid, into or from counterbalancing pockets, for washing machines with a receptacle rotating or oscillating about a horizontal axis | D06F 37/225 |
| Damping vibrations by displacing, supplying or ejecting a material, e.g. liquid, into or from counterbalancing pockets for washing machines with a receptacle rotating or oscillating about a vertical axis | D06F 37/245 |
| Parameters of unbalance or noise monitored or detected for the control of domestic laundry washing machines, washer-dryers or laundry dryers | D06F 2103/26 |

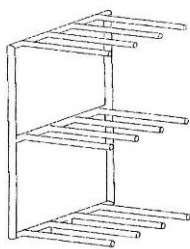
D06F 59/00

Supports adapted to retain the shape of particular articles being dried, e.g. incorporating heating means {(devices for retaining the shape of hats [A42B 1/002](#))}

Definition statement

This place covers:

Illustrative example of subject matter classified in this group.



References

Informative references

Attention is drawn to the following places, which may be of interest for search:

| | |
|--|---------------------------|
| Apparatuses for changing the form and size of hats | A42C 3/00 |
|--|---------------------------|

D06F 59/02

for garments

Definition statement

This place covers:

Illustrative example of subject matter classified in this group.



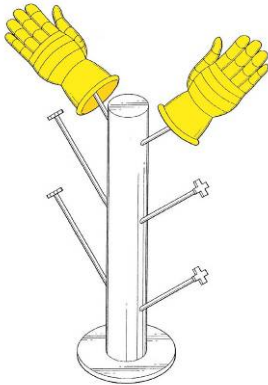
D06F 59/04

for gloves

Definition statement

This place covers:

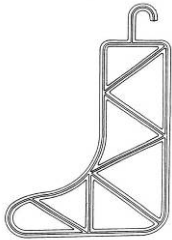
Illustrative example of subject matter classified in this group.



D06F 59/06**for stockings****Definition statement**

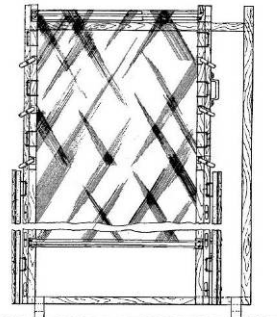
This place covers:

Illustrative example of subject matter classified in this group.

**D06F 59/08****for curtains, table cloths, or other articles of sheet form****Definition statement**

This place covers:

Illustrative example of subject matter classified in this group.

**References****Informative references**

Attention is drawn to the following places, which may be of interest for search:

| | |
|--|--|
| Stretching devices for straining screens | B07B 1/48 |
| Stretching printing fabrics | B41F 15/36 |
| Quilting frames | D05B 39/005 |
| Frames for embroidering | D05C 1/02 , D05C 9/04 , D05C 9/10 |
| Stretching frames | D06C 3/08 |

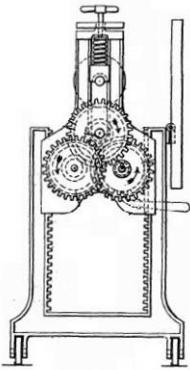
D06F 61/00

Ironing machines using two or more co-operating pressing rollers

Definition statement

This place covers:

Illustrative example of subject matter classified in this group.



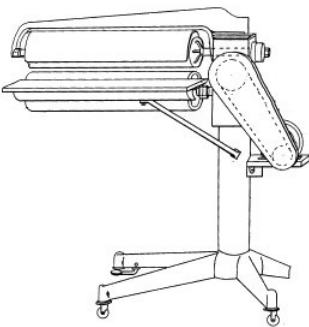
D06F 61/02

with two rollers

Definition statement

This place covers:

Illustrative example of subject matter classified in this group.



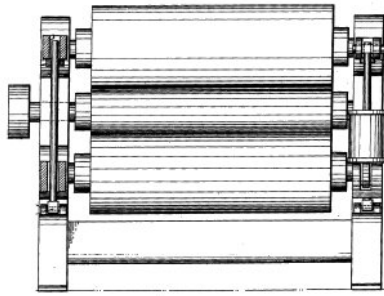
D06F 61/04

with three or more rollers one above the other

Definition statement

This place covers:

Illustrative example of subject matter classified in this group.



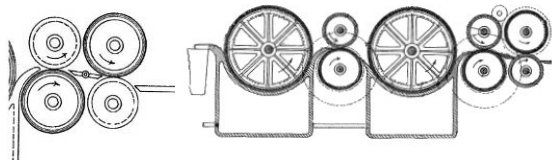
D06F 61/06

with successive pairs of rollers

Definition statement

This place covers:

Illustrative example of subject matter classified in this group.



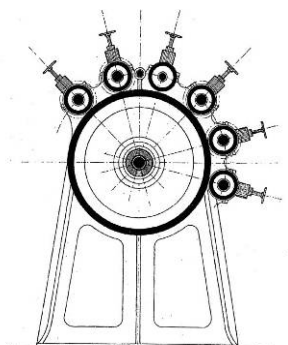
D06F 61/08

with one central roller co-operating with a plurality of circumferential rollers

Definition statement

This place covers:

Illustrative example of subject matter classified in this group.



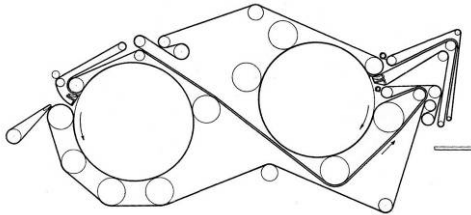
D06F 61/10

with two or more central rollers co-operating with a plurality of circumferential rollers

Definition statement

This place covers:

Illustrative example of subject matter classified in this group.




D06F 63/00

Ironing machines having a roller or rollers coacting with a fixed or moving flat bed or table (coverings or pads [D06F 83/00](#))

Definition statement

This place covers:

Illustrative example of subject matter classified in this group.



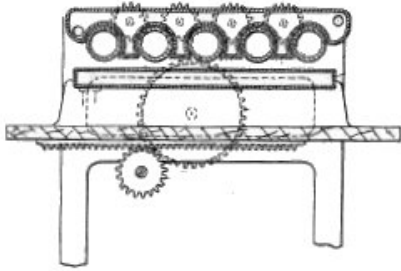
D06F 63/02

with two or more rollers co-acting with a fixed or moving flat bed or table

Definition statement

This place covers:

Illustrative example of subject matter classified in this group.



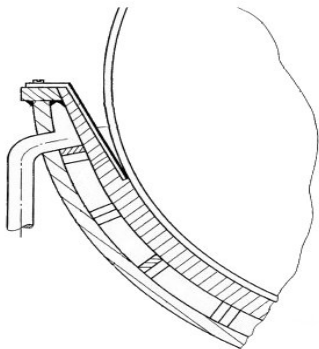
D06F 65/00

Ironing machines with rollers rotating against curved surfaces

Definition statement

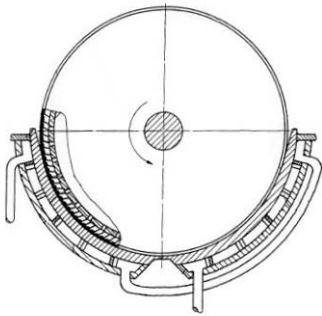
This place covers:

Illustrative example of subject matter classified in this group.

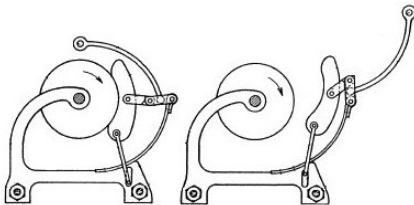


D06F 65/02**with one roller only****Definition statement***This place covers:*

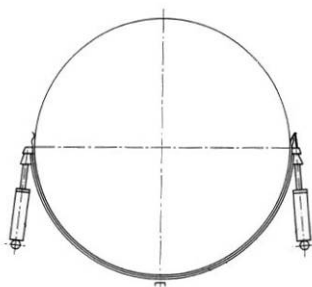
Illustrative example of subject matter classified in this group.

**D06F 65/04****the bed being urged against the roller by hand or foot****Definition statement***This place covers:*

Illustrative example of subject matter classified in this group.

**D06F 65/06****the bed being urged against the roller by power****Definition statement***This place covers:*

Mechanical safety features.



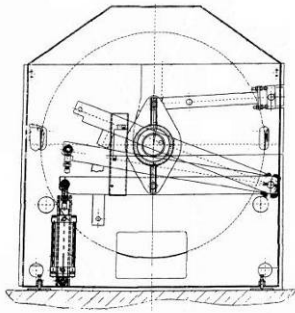
D06F 65/08

the roller being urged against the bed

Definition statement

This place covers:

Illustrative example of subject matter classified in this group.

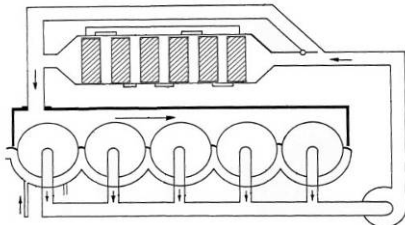
**D06F 67/00**

Details of ironing machines provided for in groups [D06F 61/00](#), [D06F 63/00](#), or [D06F 65/00](#) (coverings or pads for ironing or pressing members [D06F 83/00](#))

Definition statement

This place covers:

Illustrative example of subject matter classified in this group.

**References****Limiting references**

This place does not cover:

| | |
|---|----------------------------|
| Coverings or pads for ironing or pressing members | D06F 83/00 |
|---|----------------------------|

D06F 67/005

{Stands or cabinets}

Definition statement

This place covers:

Illustrative example of subject matter classified in this group.



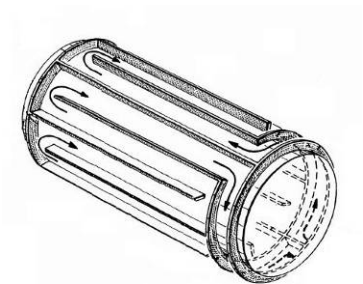
D06F 67/02

Rollers; Heating arrangements therefor

Definition statement

This place covers:

Illustrative example of subject matter classified in this group.



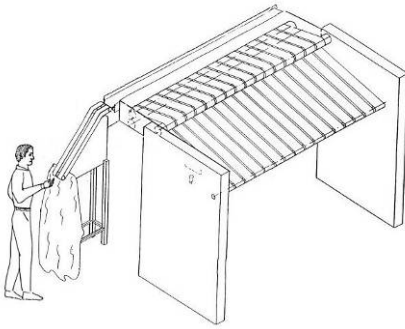
D06F 67/04

Arrangements for feeding or spreading the linen

Definition statement

This place covers:

Illustrative example of subject matter classified in this group.



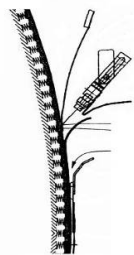
D06F 67/06

Means for stripping the linen from the rollers

Definition statement

This place covers:

Illustrative example of subject matter classified in this group.



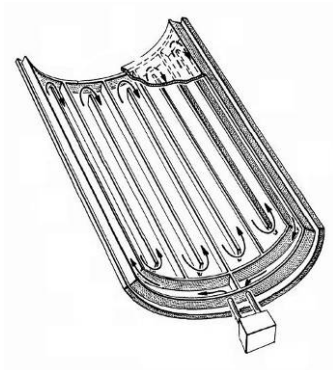
D06F 67/08

Beds; Heating arrangements therefor

Definition statement

This place covers:

Illustrative example of subject matter classified in this group.



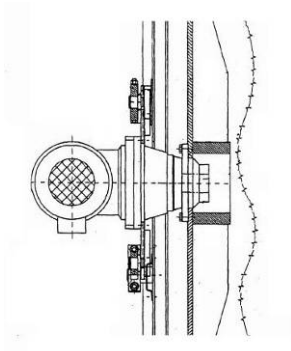
D06F 67/10

Driving arrangements

Definition statement

This place covers:

Illustrative example of subject matter classified in this group.



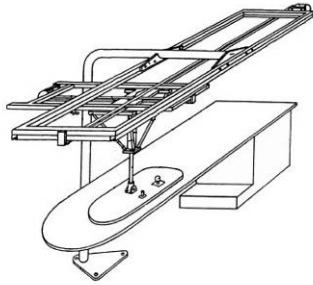
D06F 69/00

Ironing machines not otherwise provided for

Definition statement

This place covers:

Illustrative example of subject matter classified in this group.



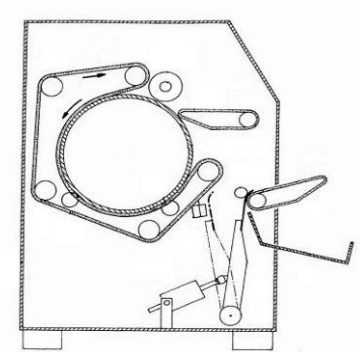
D06F 69/02

using endless or other ironing or pressing belts or aprons

Definition statement

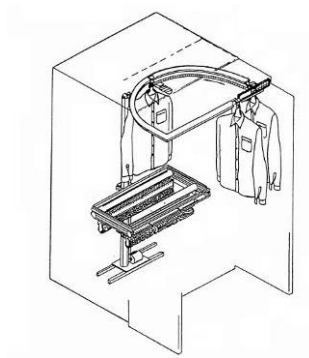
This place covers:

Ironing machines comprising a moving endless belt pressed against a moveable roller.



D06F 69/04**with relatively-sliding flat surfaces****Definition statement***This place covers:*

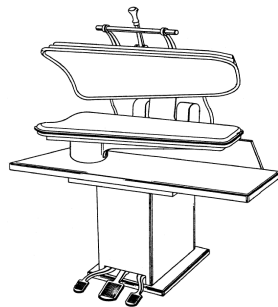
Illustrative example of subject matter classified in this group.

**D06F 71/00**

Apparatus for hot-pressing clothes, linen or other textile articles, i.e. wherein there is substantially no relative movement between pressing element and article while pressure is being applied to the article; Similar machines for cold-pressing clothes, linen or other textile articles

Definition statement*This place covers:*

Illustrative example of subject matter classified in this group.

**References****Application-oriented references**

Examples of places where the subject matter of this place is covered when specially adapted, used for a particular purpose, or incorporated in a larger system:

| | |
|--|----------------------|
| Devices, for household use, for cold-pressing garments | A47G |
|--|----------------------|

Informative references

Attention is drawn to the following places, which may be of interest for search:

| | |
|--|----------------------------|
| Smoothing by cold rolling between two or more co-operating rollers | D06F 45/00 |
|--|----------------------------|

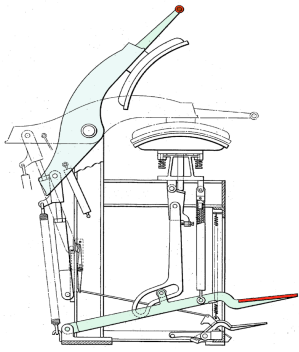
D06F 71/02

actuated wholly by hand or foot ([D06F 71/08](#) takes precedence)

Definition statement

This place covers:

Illustrative example of subject matter classified in this group.

**References****Limiting references**

This place does not cover:

| | |
|--|----------------------------|
| Apparatuses wherein one or more of the pressing elements is moved laterally between successive pressing operations | D06F 71/08 |
|--|----------------------------|

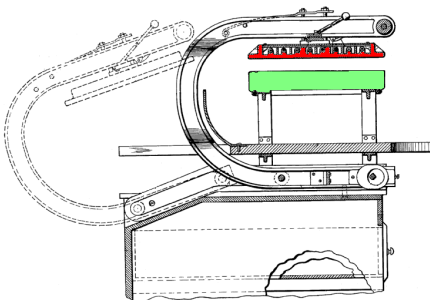
D06F 71/023

{with an upper movable pressing member and a lower fixed pressing member}

Definition statement

This place covers:

Illustrative example of subject matter classified in this group.



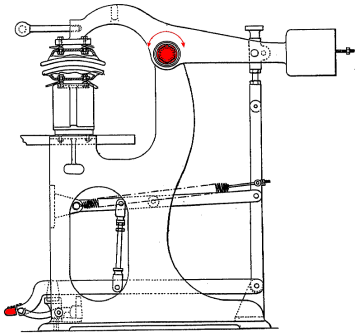
D06F 71/026

{the upper movable member rotating about a fixed axis}

Definition statement

This place covers:

Illustrative example of subject matter classified in this group.

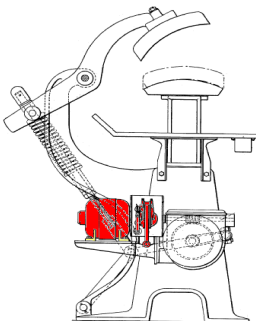
**D06F 71/04**

power-actuated ([D06F 71/08](#) takes precedence)

Definition statement

This place covers:

Illustrative example of subject matter classified in this group.

**References****Limiting references**

This place does not cover:

| | |
|--|----------------------------|
| Apparatuses wherein one or more of the pressing elements is moved laterally between successive pressing operations | D06F 71/08 |
|--|----------------------------|

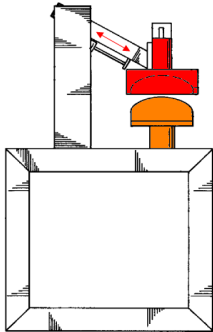
D06F 71/043

{with an upper movable pressing member and a lower fixed pressing member
([D06F 71/06](#) takes precedence)}

Definition statement

This place covers:

Illustrative example of subject matter classified in this group.



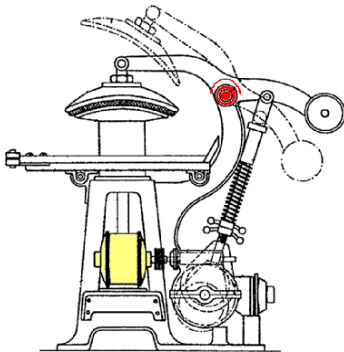
D06F 71/046

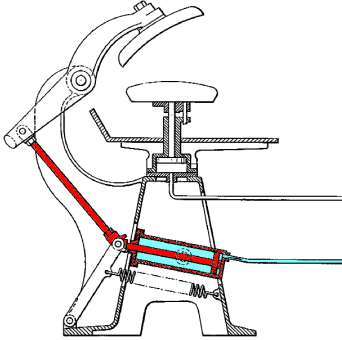
{the upper movable member rotating about a fixed axis}

Definition statement

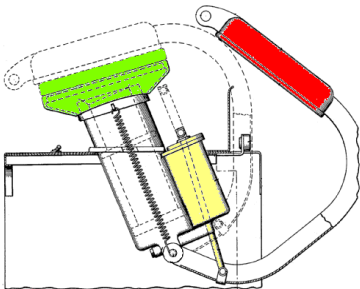
This place covers:

Illustrative example of subject matter classified in this group.

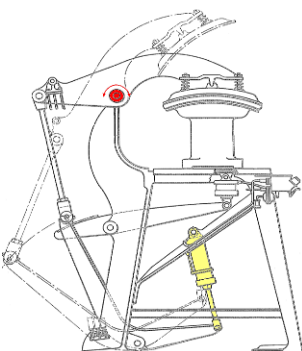


D06F 71/06**fluid-actuated****Definition statement***This place covers:***D06F 71/062****{with an upper movable pressing member and a lower fixed pressing member}****Definition statement***This place covers:*

Illustrative example of subject matter classified in this group.

**D06F 71/065****{the upper movable member rotating about a fixed axis}****Definition statement***This place covers:*

Illustrative example of subject matter classified in this group.



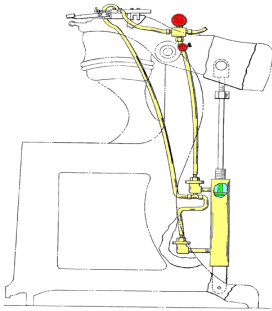
D06F 71/067

{Fluid-control mechanisms for controlling the ironing pressure or the movement of the pressure member}

Definition statement

This place covers:

Illustrative example of subject matter classified in this group.



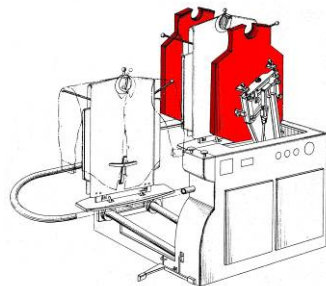
D06F 71/08

wherein one or more of the pressing elements is moved laterally between successive pressing operations

Definition statement

This place covers:

Illustrative example of subject matter classified in this group.



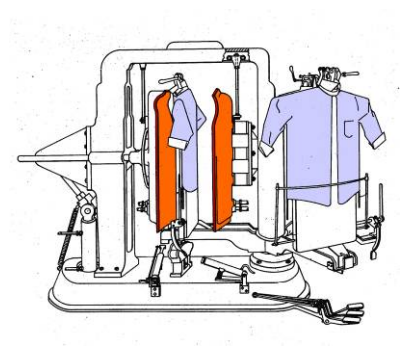
D06F 71/10

by movement about a vertical axis

Definition statement

This place covers:

Illustrative example of subject matter classified in this group.



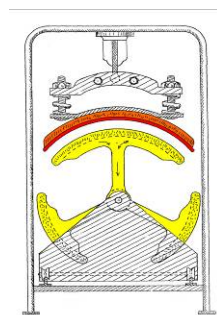
D06F 71/12

by movement about a horizontal axis

Definition statement

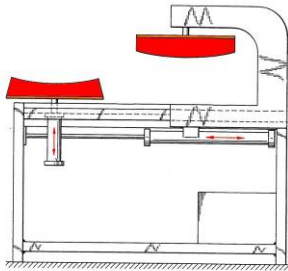
This place covers:

Illustrative example of subject matter classified in this group.

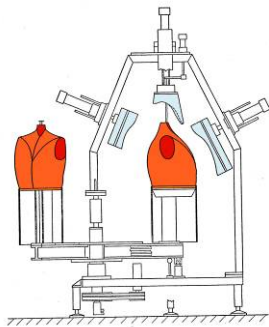


D06F 71/14**by a rectilinear movement****Definition statement***This place covers:*

Illustrative example of subject matter classified in this group.

**D06F 71/16****having a pressing element or buck adapted to provide interior support for a garment to be pressed ([D06F 71/18](#) takes precedence)****Definition statement***This place covers:*

Illustrative example of subject matter classified in this group.

**References****Limiting references***This place does not cover:*

| | |
|---|----------------------------|
| For pressing particular garments or parts thereof | D06F 71/18 |
|---|----------------------------|

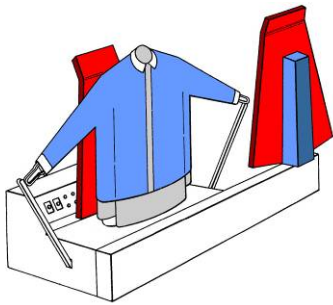
D06F 71/20

for pressing shirts

Definition statement

This place covers:

Illustrative example of subject matter classified in this group.



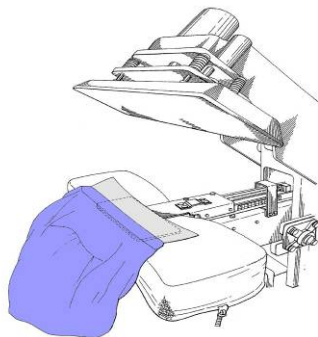
D06F 71/22

for pressing collars

Definition statement

This place covers:

Illustrative example of subject matter classified in this group.



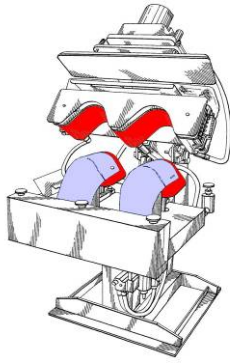
D06F 71/24

for pressing cuffs

Definition statement

This place covers:

Illustrative example of subject matter classified in this group.



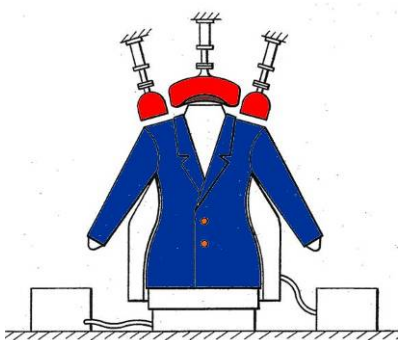
D06F 71/26

for pressing shoulders or necks

Definition statement

This place covers:

Illustrative example of subject matter classified in this group.



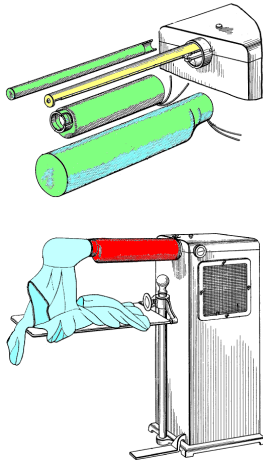
D06F 71/28

for pressing sleeves, trousers, or other tubular garments or tubular parts of garments

Definition statement

This place covers:

Illustrative example of subject matter classified in this group.



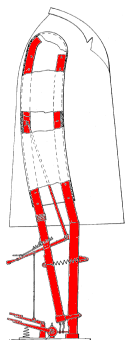
D06F 71/285

{for pressing sleeves}

Definition statement

This place covers:

Illustrative example of subject matter classified in this group.



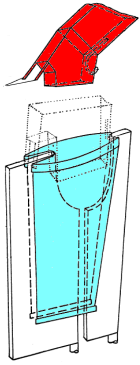
D06F 71/29

Trousers

Definition statement

This place covers:

Illustrative example of subject matter classified in this group.



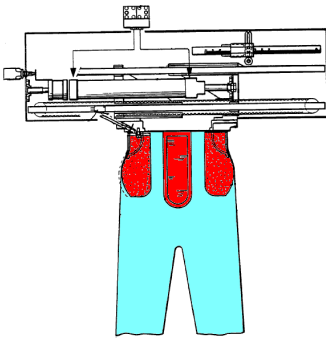
D06F 71/295

{the top portion of trousers}

Definition statement

This place covers:

Illustrative example of subject matter classified in this group.



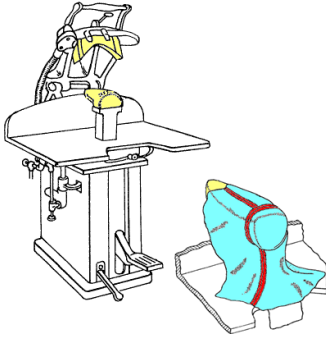
D06F 71/30

specially adapted for pressing seams (specially adapted for pressing particular garments or parts thereof [D06F 71/18](#))

Definition statement

This place covers:

Illustrative example of subject matter classified in this group.

**References****Limiting references**

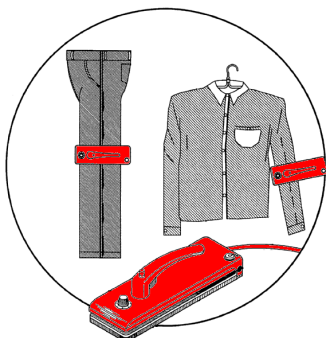
This place does not cover:

| | |
|---|----------------------------|
| For pressing particular garments or parts thereof | D06F 71/18 |
|---|----------------------------|

D06F 71/32**Details****Definition statement**

This place covers:

Illustrative example of subject matter classified in this group.



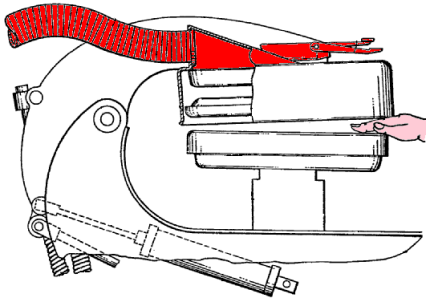
D06F 71/323

{Protective devices, e.g. burn guards}

Definition statement

This place covers:

Illustrative example of subject matter classified in this group.



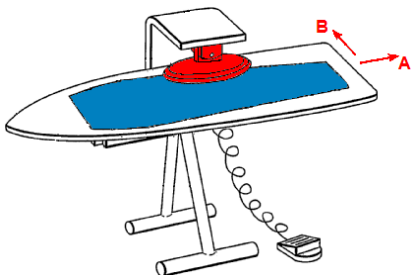
D06F 71/326

{Arrangements for producing a sliding or ironing movement between the pressing elements in closed position}

Definition statement

This place covers:

Illustrative example of subject matter classified in this group.



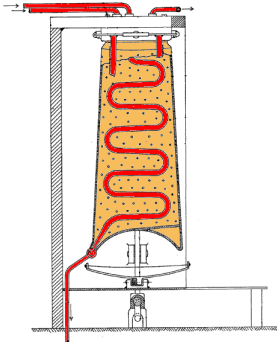
D06F 71/34

Heating arrangements; Arrangements for supplying or removing steam or other gases

Definition statement

This place covers:

Illustrative example of subject matter classified in this group.

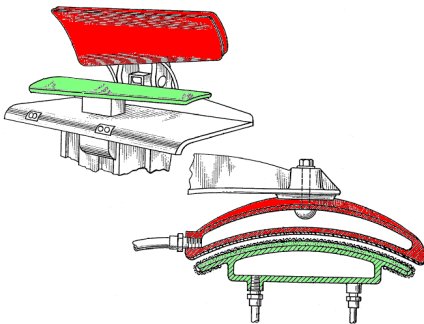
**D06F 71/36**

Pressing elements (for use in pressing particular garments or parts thereof [D06F 71/18](#); coverings or pads therefor [D06F 83/00](#))

Definition statement

This place covers:

Illustrative example of subject matter classified in this group.

**References****Limiting references**

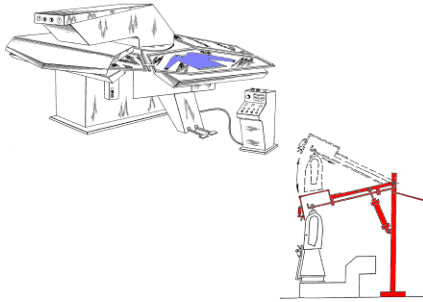
This place does not cover:

| | |
|--|----------------------------|
| For use in pressing particular garments or parts thereof | D06F 71/18 |
| Coverings or pads therefor | D06F 83/00 |

D06F 71/38**Feeding arrangements (feeding by lateral movement of pressing elements
[D06F 71/08](#))****Definition statement**

This place covers:

Illustrative example of subject matter classified in this group.

**References****Limiting references**

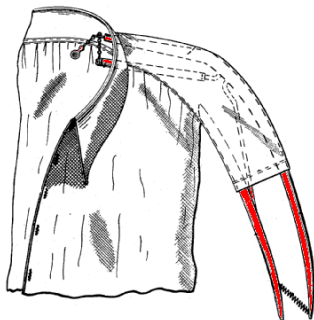
This place does not cover:

| | |
|--|----------------------------|
| Feeding by lateral movement of pressing elements | D06F 71/08 |
|--|----------------------------|

D06F 71/40 **HOLDERS or stretchers for the article to be pressed****Definition statement**

This place covers:

Illustrative example of subject matter classified in this group.

**References****Informative references**

Attention is drawn to the following places, which may be of interest for search:

| | |
|----------------------------------|---------------------------|
| Shaping or stretching of fabrics | D06C 5/00 |
|----------------------------------|---------------------------|

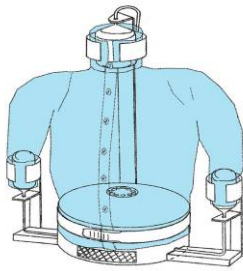
D06F 73/00

Apparatus for smoothing or removing creases from garments or other textile articles by formers, cores, stretchers, or internal frames, with the application of heat or steam (combined with external pressure means [D06F 71/00](#))

Definition statement

This place covers:

Illustrative example of subject matter classified in this group.



References

Limiting references

This place does not cover:

| | |
|---------------------------------------|----------------------------|
| Combined with external pressure means | D06F 71/00 |
|---------------------------------------|----------------------------|

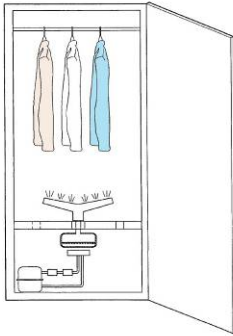
Informative references

Attention is drawn to the following places, which may be of interest for search:

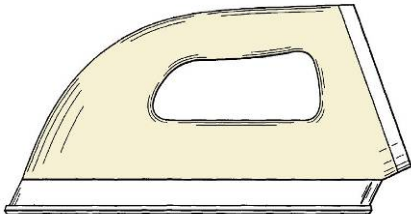
| | |
|--|----------------------------|
| Stretchers for drying purposes | D06F 59/00 |
| Combined with external pressure means | D06F 71/00 |
| Stretchers for use with presses | D06F 71/40 |
| Apparatus for moistening or otherwise conditioning the article to be ironed or pressed, e.g. handheld steamers | D06F 87/00 |
| Dress-forms for the tailoring trade | A41H |
| Garment stretchers without the application of heat | A47G 25/00 |
| Garment bags | A47G 25/54 |

D06F 73/02**having one or more treatment chambers****Definition statement***This place covers:*

Illustrative example of subject matter classified in this group.

**D06F 75/00****Hand irons****Definition statement***This place covers:*

Illustrative example of subject matter classified in this group.

**References****Informative references***Attention is drawn to the following places, which may be of interest for search:*

| | |
|------------------|------------------------------|
| Carpet irons | A47G 27/0443 |
| Steam generators | F22B 1/28 |

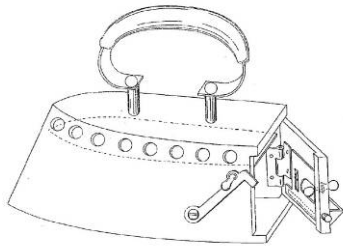
D06F 75/02

Externally-heated hand irons; Hand irons internally heated by means other than electricity, e.g. by solid fuel, by steam

Definition statement

This place covers:

Illustrative example of subject matter classified in this group.



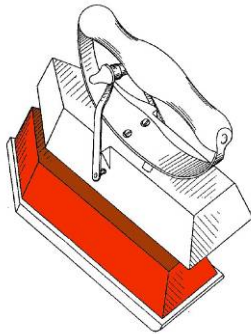
D06F 75/04

by pre-heated block

Definition statement

This place covers:

Illustrative example of subject matter classified in this group.



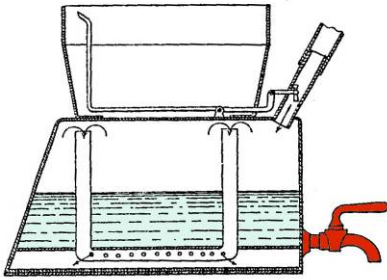
D06F 75/06

with means for supplying steam or liquid to the article being ironed ([D06F 75/32](#) takes precedence)

Definition statement

This place covers:

Illustrative example of subject matter classified in this group.

**References****Limiting references**

This place does not cover:

| | |
|--|----------------------------|
| Attachments for converting hand irons to steam irons | D06F 75/32 |
|--|----------------------------|

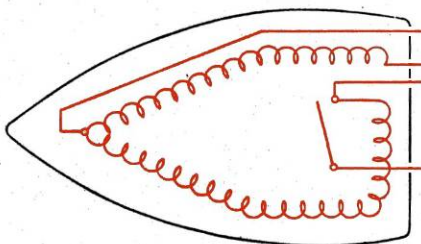
D06F 75/08

Hand irons internally heated by electricity

Definition statement

This place covers:

Any hand iron internally heated by electricity that cannot be classified in one of the lower subgroups of [D06F 75/08](#). This group comprises, for instance, illuminating devices.

**Special rules of classification**

Information regarding steam irons should not be classified in [D06F 75/08](#) itself (information regarding steam irons should be classified in [D06F 75/10](#) and/or lower)

D06F 75/10

with means for supplying steam to the article being ironed ([D06F 75/32](#) takes precedence)

Definition statement

This place covers:

Illustrative example of subject matter classified in this group.

**References****Limiting references**

This place does not cover:

| | |
|--|----------------------------|
| Attachments for converting hand irons to steam irons | D06F 75/32 |
|--|----------------------------|

Informative references

Attention is drawn to the following places, which may be of interest for search:

| | |
|--|----------------------|
| Methods of steam generation, steam boilers | F22B |
|--|----------------------|

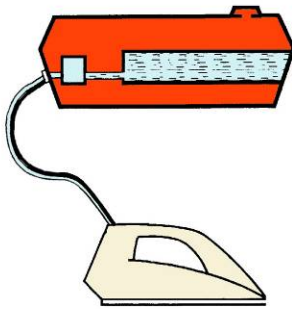
D06F 75/12

the steam being produced from water supplied to the iron from an external source

Definition statement

This place covers:

Hand irons having means for supplying steam, wherein steam or water for producing steam are supplied to the iron from an external source (e.g. an external steam generator or a water reservoir and pump).



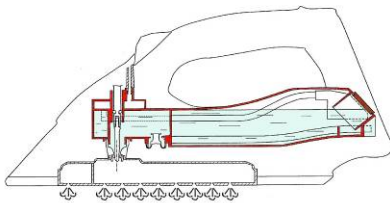
D06F 75/14

the steam being produced from water in a reservoir carried by the iron

Definition statement

This place covers:

Illustrative example of subject matter classified in this group.



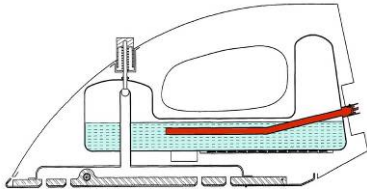
D06F 75/16

the reservoir being heated to produce the steam

Definition statement

This place covers:

Illustrative example of subject matter classified in this group.

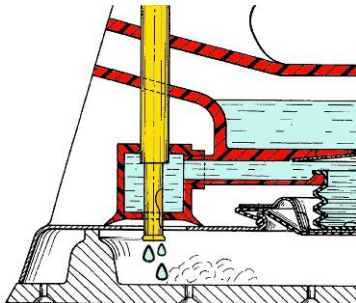
**D06F 75/18**

the water being fed slowly, e.g. drop by drop, from the reservoir to a steam generator

Definition statement

This place covers:

Illustrative example of subject matter classified in this group.

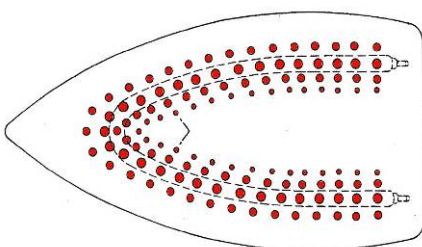
**D06F 75/20**

Arrangements for discharging the steam to the article being ironed

Definition statement

This place covers:

Steam outlets arrangements.



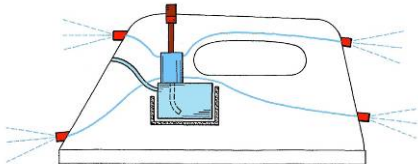
D06F 75/22

with means for supplying liquid to the article being ironed ([D06F 75/10](#) takes precedence)

Definition statement

This place covers:

Hand irons comprising water sprays.

**References****Limiting references**

This place does not cover:

| | |
|---|----------------------------|
| Hand irons heated by electricity with means for supplying steam to the article being ironed | D06F 75/10 |
|---|----------------------------|

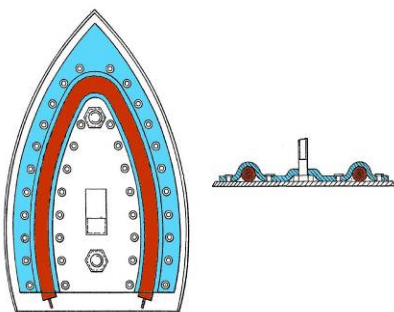
D06F 75/24

Arrangements of the heating means within the iron; Arrangements for distributing, conducting or storing the heat

Definition statement

This place covers:

Illustrative example of subject matter classified in this group.

**References****Informative references**

Attention is drawn to the following places, which may be of interest for search:

| | |
|---------------------------------|-----------------------------|
| Electric heating in general | H05B |
| Thermostats for home appliances | H05B 1/0255 |


D06F 75/243

{using other than ohmic-resistance heating means, e.g. electrolytic or induction heating}

Definition statement

This place covers:

Illustrative example of subject matter classified in this group.

**D06F 75/246**

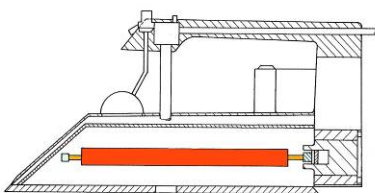
{using infrared lamps}

Definition statement

This place covers:

Any heating means using lamps or light sources for generating heat radiation, for instance:

- Heating means comprising infrared lamps;
- Heating means comprising sources of visible light;
- Heating means comprising sources of ultraviolet light.

**D06F 75/26**

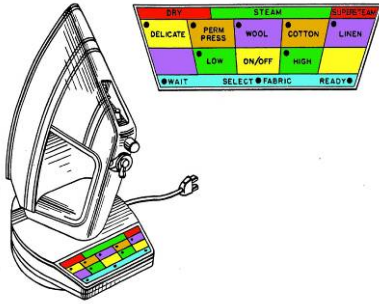
Temperature control or indicating arrangements

Definition statement

This place covers:

Temperature control or indicating arrangements for hand irons, including details for controlling or representing general displays, buttons, position detectors and thermostats of a hand iron.

Illustrative example of subject matter classified in this group:



References

Informative references

Attention is drawn to the following places, which may be of interest for search:

| | |
|-----------------------------|----------------------|
| Thermally actuated switches | H01H |
|-----------------------------|----------------------|

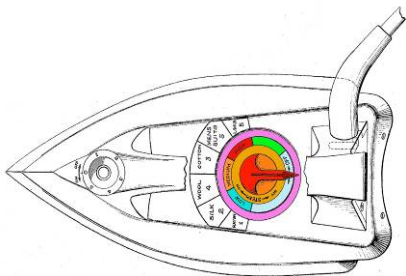
D06F 75/265

{Temperature indicating arrangements; Control knobs}

Definition statement

This place covers:

Illustrative example of subject matter classified in this group.



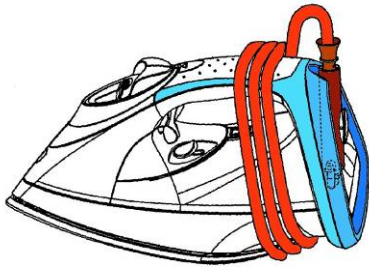
D06F 75/28

Arrangements for attaching, protecting or supporting the electric supply cable

Definition statement

This place covers:

Cable supports that are part of the hand iron.




D06F 75/30

Hand irons of special external shape or form

Definition statement

This place covers:

Hand irons having a special shape or use.



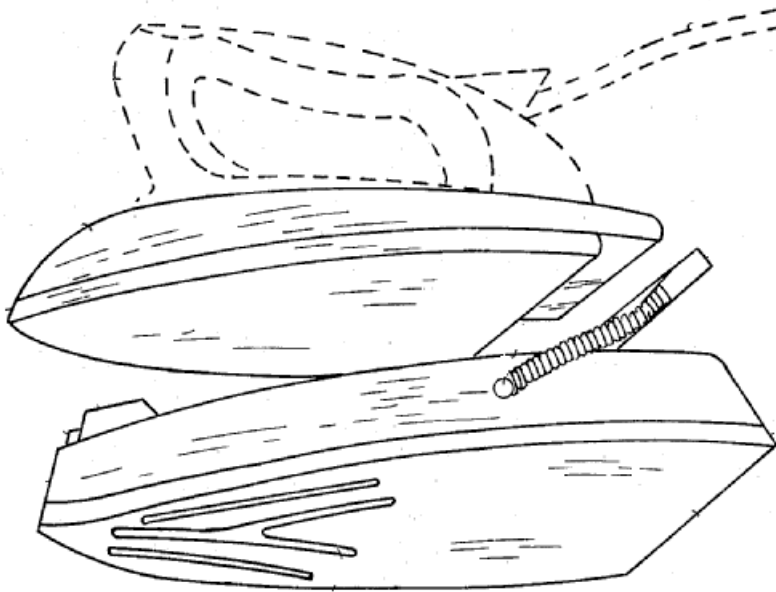
D06F 75/32

Attachments for converting hand irons to steam irons

Definition statement

This place covers:

Illustrative example of subject matter classified in this group:



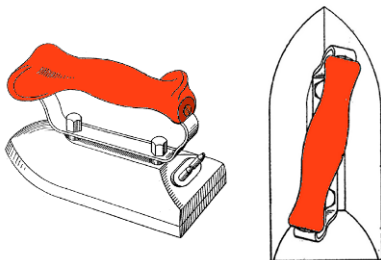
D06F 75/34

Handles; Handle mountings

Definition statement

This place covers:

Illustrative example of subject matter classified in this group.



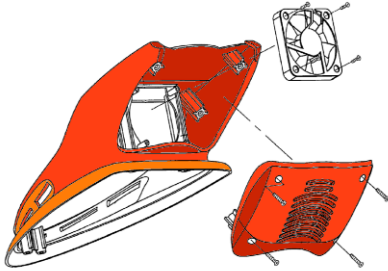
D06F 75/36

Casings

Definition statement

This place covers:

Illustrative example of subject matter classified in this group.



D06F 75/38

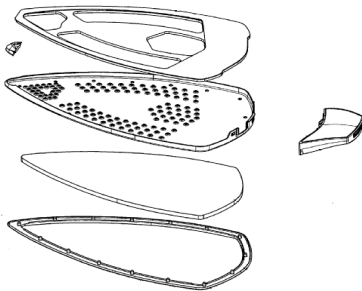
Sole plates ([D06F 75/20](#) takes precedence)

Definition statement

This place covers:

Construction details of fixed or removable soleplates (how the soleplate is built e.g. layers, materials etc.).

Illustrative example of subject matter classified in this group:



References

Limiting references

This place does not cover:

| | |
|--|----------------------------|
| Arrangements for discharging the steam to the article being ironed | D06F 75/20 |
|--|----------------------------|

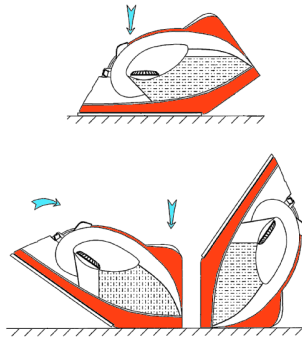
D06F 75/40

Stands or supports attached to the iron

Definition statement

This place covers:

Illustrative example of subject matter classified in this group.



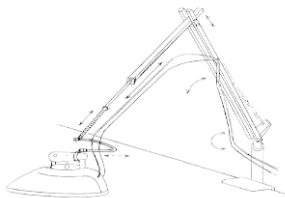
D06F 77/00

Arrangements for exerting pressure on, lifting, or guiding hand irons

Definition statement

This place covers:

Illustrative example of subject matter classified in this group.



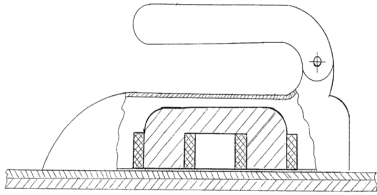
D06F 77/005

{using an electro-magnet or a permanent magnet in the iron or the ironing board}

Definition statement

This place covers:

Illustrative example of subject matter classified in this group.



D06F 79/00

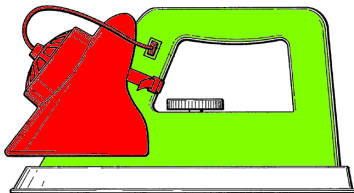
Accessories for hand irons

Definition statement

This place covers:

For instance: water containers for filling the iron.

Illustrative example of subject matter classified in this group.



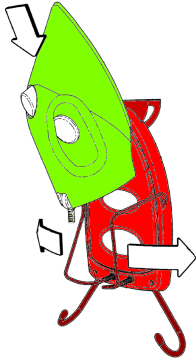
D06F 79/02

Stands or supports neither attached to, nor forming part of, the iron or ironing board

Definition statement

This place covers:

Illustrative example of subject matter classified in this group.



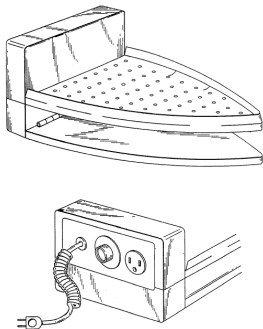
D06F 79/023

{with means for supplying current to the iron}

Definition statement

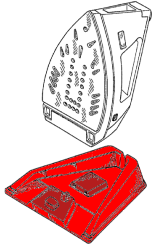
This place covers:

Illustrative example of subject matter classified in this group.

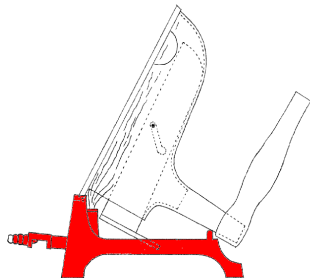


D06F 79/026**{for cordless irons}****Definition statement***This place covers:*

Illustrative example of subject matter classified in this group.

**D06F 79/04****Stoves or other heating means specially adapted for heating irons externally****Definition statement***This place covers:*

Illustrative example of subject matter classified in this group.

**References****Informative references***Attention is drawn to the following places, which may be of interest for search:*

| | |
|-------------------|---------------------|
| Stoves in general | F24 |
|-------------------|---------------------|

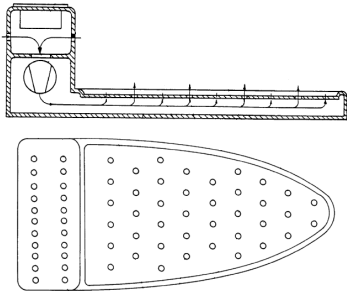
D06F 79/06

Means, not forming part of the iron, for cooling the iron

Definition statement

This place covers:

Illustrative example of subject matter classified in this group.

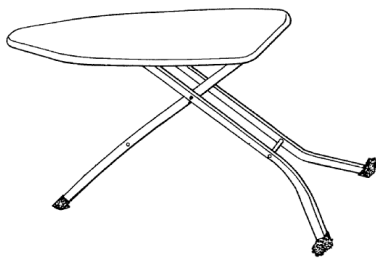
**D06F 81/00**

Ironing boards (coverings or pads therefor [D06F 83/00](#); kitchen cabinets with ironing boards movable outwards to a position of use [A47B 77/10](#))

Definition statement

This place covers:

Illustrative example of subject matter classified in this group.

**References****Limiting references**

This place does not cover:

| | |
|--|----------------------------|
| Coverings or pads therefor | D06F 83/00 |
| Kitchen cabinets with ironing boards movable outwards to a position of use | A47B 77/10 |

Informative references

Attention is drawn to the following places, which may be of interest for search:

| | |
|-------------------|----------------------|
| Tables in general | A47B |
|-------------------|----------------------|

| | |
|---|----------------------------|
| Ironing boards stored in kitchen cabinets | A47B 77/10 |
| Ironing boards combined with ladders | E06C |

D06F 81/003

{with flat iron support}

Definition statement

This place covers:

Illustrative example of subject matter classified in this group.



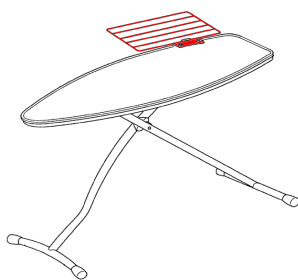
D06F 81/006

{with fabric support or garment rack}

Definition statement

This place covers:

Illustrative example of subject matter classified in this group.



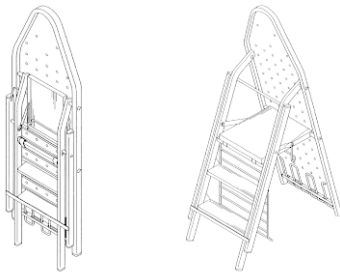
D06F 81/02

with collapsible underframe

Definition statement

This place covers:

Illustrative example of subject matter classified in this group.



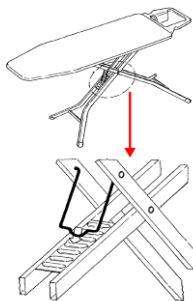
D06F 81/04

with means for adjusting height

Definition statement

This place covers:

Illustrative example of subject matter classified in this group.



References

Informative references

Attention is drawn to the following places, which may be of interest for search:

| | |
|---|---------------------------|
| Tables with means for varying the height of the top | A47B 9/16 |
|---|---------------------------|

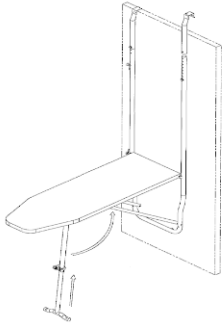
D06F 81/06

attachable to independent supports, e.g. walls

Definition statement

This place covers:

Illustrative example of subject matter classified in this group.



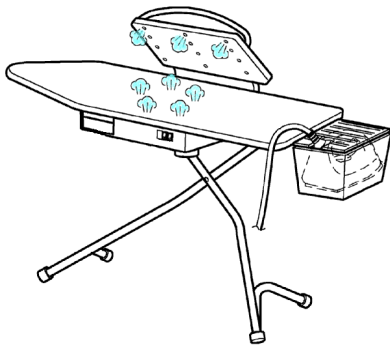
D06F 81/08

incorporating heating, steaming, or forced ventilation means

Definition statement

This place covers:

Illustrative example of subject matter classified in this group:



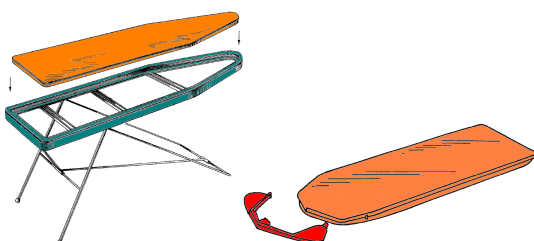
D06F 81/10

Top board elements

Definition statement

This place covers:

Illustrative example of subject matter classified in this group.



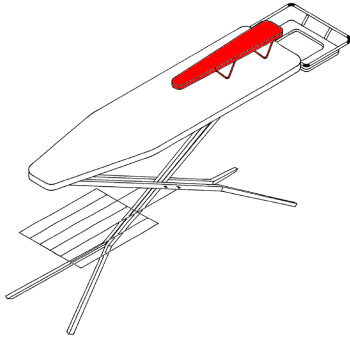
D06F 81/12

Sleeve boards; Attaching means therefor

Definition statement

This place covers:

Illustrative example of subject matter classified in this group.



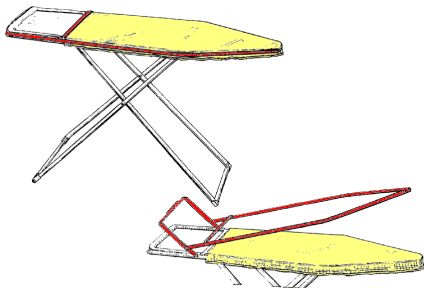
D06F 81/14

Means for attaching covers

Definition statement

This place covers:

Illustrative example of subject matter classified in this group.



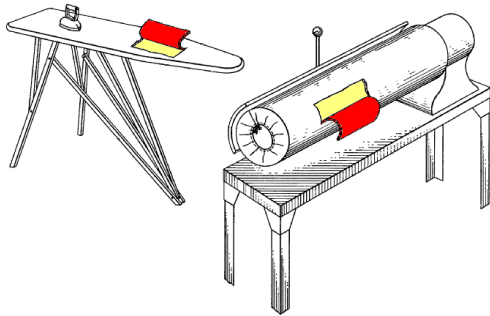
D06F 83/00

Coverings or pads for ironing or pressing members

Definition statement

This place covers:

Illustrative example of subject matter classified in this group.



References

Informative references

Attention is drawn to the following places, which may be of interest for search:

| | |
|--|----------------------------|
| Ironing machines using two or more co-operating pressing rollers | D06F 61/00 |
| Ironing boards | D06F 81/00 |

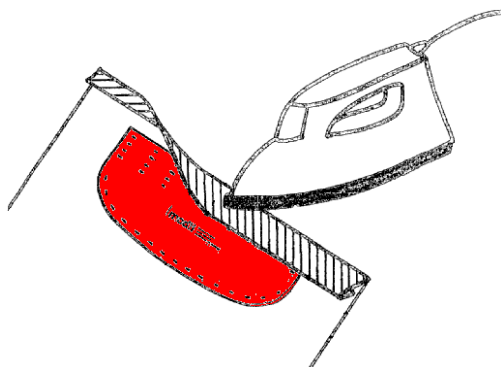
D06F 85/00

Independent elements for interposition between the article and the ironing or pressing surface

Definition statement

This place covers:

Illustrative example of subject matter classified in this group.



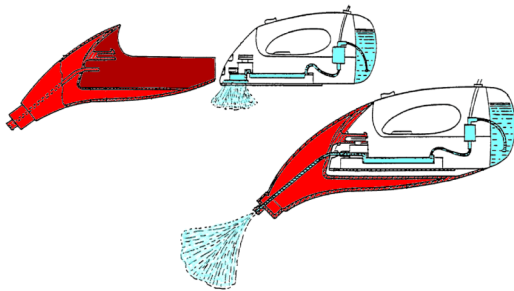
D06F 87/00

Apparatus for moistening or otherwise conditioning the article to be ironed or pressed (apparatus for smoothing or removing creases from garments or other textile articles by formers, cores, stretchers or internal frames, with the application of heat or steam [D06F 73/00](#) {; devices used in combination with a laundry dryer [D06F 58/203](#)})

Definition statement

This place covers:

Steamers.



References

Limiting references

This place does not cover:

| | |
|---|-----------------------------|
| Devices used in combination with a laundry dryer | D06F 58/203 |
| Apparatuses for smoothing or removing creases from garments or other textile articles by formers, cores, stretchers or internal frames, with the application of heat or steam | D06F 73/00 |

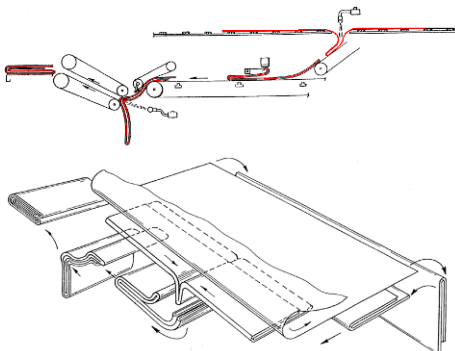
D06F 89/00

Apparatus for folding textile articles with or without stapling

Definition statement

This place covers:

Devices for creating temporary folds.



References

Limiting references

This place does not cover:

| | |
|---|----------------------------|
| Hand irons with means for supplying steam to the article being ironed | D06F 75/10 |
| Devices for creating permanent folds | A41H 43/00 |

Glossary of terms

In this place, the following terms or expressions are used with the meaning indicated:

| | |
|------|--|
| Seam | generally formed by two pieces of cloth stitched and/or glued together |
| Fold | generally formed by folding a piece of cloth onto itself, such that a folding line is formed |

D06F 89/005

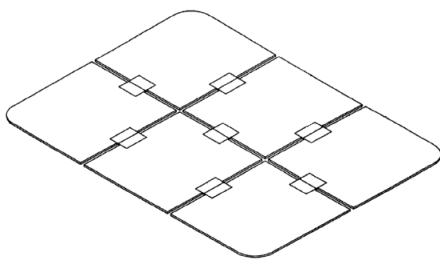
{Manual folding devices, e.g. for folding bed sheets ([D06F 89/02](#) takes precedence)}

Definition statement

This place covers:

Manual folding devices for any kind of household textiles with the exception of textile articles to be worn.

Illustrative example of subject matter classified in this group.



D06F 89/02

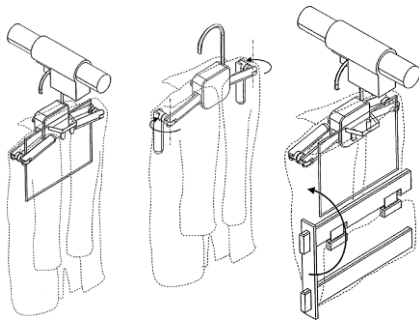
of textile articles to be worn, e.g. shirts

Definition statement

This place covers:

Manual folding devices for textile articles to be worn, with exception of shirts or parts thereof.

Illustrative example of subject matter classified in this group.



D06F 89/023

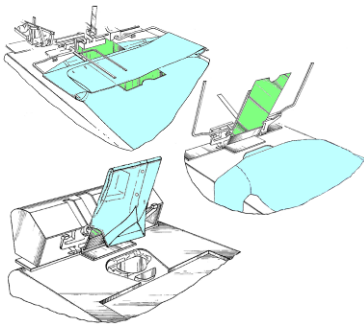
{of shirts}

Definition statement

This place covers:

Manual folding devices for shirts or parts thereof.

Illustrative example of subject matter classified in this group.



D06F 89/026

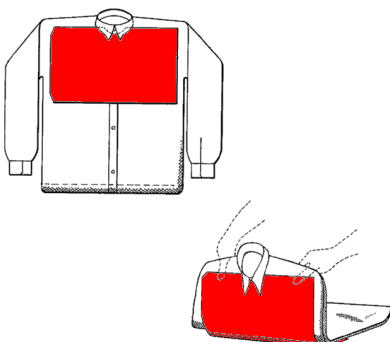
{Details, e.g. collar holders}

Definition statement

This place covers:

Collar holders for manual folding devices for shirts.

Illustrative example of subject matter classified in this group.



D06F 91/00


Starching apparatus

Definition statement

This place covers:

Manual devices for wetting clothes.

Illustrative example of subject matter classified in this group.



D06F 93/00

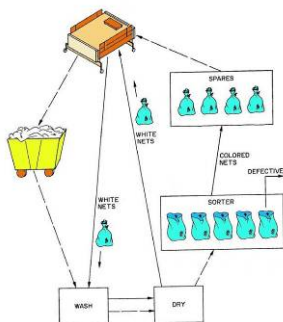
Counting, sorting, or marking arrangements specially adapted for laundry purposes

Definition statement

This place covers:

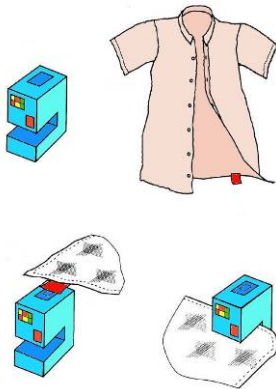
Industrial clothes counting or sorting arrangements.

Illustrative example of subject matter classified in this group.



D06F 93/005**{Marking arrangements}****Definition statement***This place covers:*

Marks as well as marking arrangements.

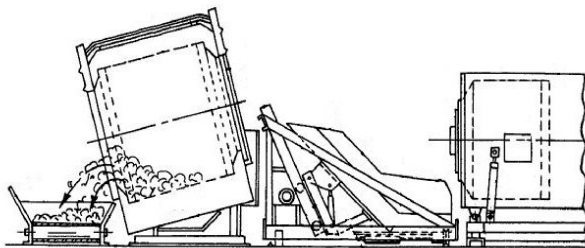
**References****Informative references***Attention is drawn to the following places, which may be of interest for search:*

| | |
|---|----------------------------|
| Record carriers with integrated circuit chips | G06K 19/07 |
|---|----------------------------|

D06F 95/00**Laundry systems or arrangements of apparatus or machines; Mobile laundries
([D06F 31/00](#) takes precedence)****Definition statement***This place covers:*

Industrial laundry arrangements comprising a combination of laundry sorting and/or transporting and/or treating appliances.

Illustrative example of subject matter classified in this group.



References

Limiting references

This place does not cover:

| | |
|---|----------------------------|
| Washing installations comprising an assembly of several washing machines or washing units | D06F 31/00 |
|---|----------------------------|

Informative references

Attention is drawn to the following places, which may be of interest for search:

| | |
|------------------------|----------------------|
| Laundries as buildings | E04H |
|------------------------|----------------------|

D06F 95/002


**{Baskets or bags specially adapted for holding or transporting laundry;
Supports therefor}**

Definition statement

This place covers:

Basket or bags for holding or transporting laundry.

Illustrative example of subject matter classified in this group.



References

Informative references

Attention is drawn to the following places, which may be of interest for search:

| | |
|--------------|--|
| Sack holders | B65B 67/12 , B65B 67/1205 |
|--------------|--|

D06F 95/004


{Bags; Supports therefor}

Definition statement

This place covers:

Supports for bags for holding or transporting laundry.

Illustrative example of subject matter classified in this group.



D06F 95/006

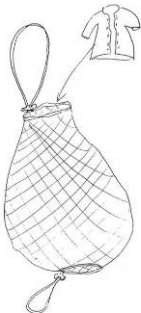
{Bags for holding the laundry during washing ([D06F 5/005](#) takes precedence)}

Definition statement

This place covers:

Bags for holding or transporting laundry, which are suitable for being washed together with their content.

Illustrative example of subject matter classified in this group.



D06F 95/008

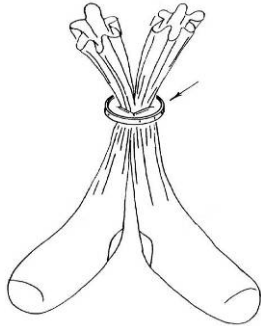
{Devices for keeping articles together during laundering, e.g. for keeping socks in pairs ([D06F 95/004](#) takes precedence); Devices for protecting or shielding certain parts of the articles during laundering, e.g. button protectors}

Definition statement

This place covers:

Devices for shielding delicate clothing articles (e.g. brassieres) and/or for keeping small articles (e.g. socks) together.

Illustrative example of subject matter classified in this group.



References

Informative references

Attention is drawn to the following places, which may be of interest for search:

| | |
|--|-----------------------------|
| Clothes pegs | D06F 55/00 |
| Pairing socks | A41B 11/002 |
| Friction grip fastenings / using pivoting jaws | F16B 2/10 |